

QUARTERLY STATEMENT

OF THE

American National Lloyds Insurance Company

TO THE

Insurance Department

OF THE

STATE OF

Texas

**FOR THE QUARTER ENDED
JUNE 30, 2024**

PROPERTY AND CASUALTY

2024



PROPERTY AND CASUALTY COMPANIES - ASSOCIATION EDITION

QUARTERLY STATEMENT

AS OF JUNE 30, 2024

OF THE CONDITION AND AFFAIRS OF THE

American National Lloyds Insurance Company

NAIC Group Code 0408 0408 NAIC Company Code 10043 Employer's ID Number 75-2551212

Organized under the Laws of Texas, State of Domicile or Port of Entry TX

Country of Domicile United States of America

Incorporated/Organized 07/21/1994 Commenced Business 09/01/1994

Statutory Home Office One Moody Plaza Galveston, TX, US 77550

Main Administrative Office American National Center, 1949 East Sunshine

Springfield, MO, US 65899-0001 417-887-4990

Mail Address American National Center, 1949 East Sunshine Springfield, MO, US 65899-0001

Primary Location of Books and Records American National Center, 1949 East Sunshine

Springfield, MO, US 65899-0001 417-887-4990

Internet Website Address www.americannational.com

Statutory Statement Contact Jennifer Jo Duncan 518-431-5201

FinancialStatementContact@AmericanNational.com 518-431-5978

OFFICERS

Chairman, President and Chief Executive Officer Timothy Allen Walsh

Vice President, Associate General Counsel and Corporate Secretary Sean Anthony Monticello #

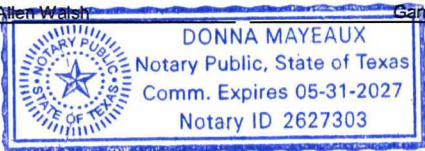
OTHER

Bereket "Josh" Feyissa #, Executive Vice President Matthew Richard Ostiguy #, Executive Vice President, Chief Operating Officer Garrett Kyle Williams, Senior Vice President

DIRECTORS OR TRUSTEES

Matthew Richard Ostiguy Timothy Allen Walsh Garrett Kyle Williams

State of Texas SS: County of Galveston



The officers of this reporting entity being duly sworn, each depose and say that they are the described officers of said reporting entity, and that on the reporting period stated above, all of the herein described assets were the absolute property of the said reporting entity, free and clear from any liens or claims thereon, except as herein stated, and that this statement, together with related exhibits, schedules and explanations therein contained, annexed or referred to, is a full and true statement of all the assets and liabilities and of the condition and affairs of the said reporting entity as of the reporting period stated above, and of its income and deductions therefrom for the period ended, and have been completed in accordance with the NAIC Annual Statement Instructions and Accounting Practices and Procedures manual except to the extent that: (1) state law may differ; or, (2) that state rules or regulations require differences in reporting not related to accounting practices and procedures, according to the best of their information, knowledge and belief, respectively. Furthermore, the scope of this attestation by the described officers also includes the related corresponding electronic filing with the NAIC, when required, that is an exact copy (except for formatting differences due to electronic filing) of the enclosed statement. The electronic filing may be requested by various regulators in lieu of or in addition to the enclosed statement.

Timothy A. Walsh Sean Anthony Monticello Brody Jason Merrill

Subscribed and sworn to before me this 16th day of July 2024

- a. Is this an original filing? Yes [X] No []
- b. If no,
1. State the amendment number.....
2. Date filed
3. Number of pages attached.....

ASSETS

	Current Statement Date			4 December 31 Prior Year Net Admitted Assets
	1 Assets	2 Nonadmitted Assets	3 Net Admitted Assets (Cols. 1 - 2)	
1. Bonds	70,797,157		70,797,157	74,851,814
2. Stocks:				
2.1 Preferred stocks				
2.2 Common stocks				
3. Mortgage loans on real estate:				
3.1 First liens				
3.2 Other than first liens.....				
4. Real estate:				
4.1 Properties occupied by the company (less \$0 encumbrances)				
4.2 Properties held for the production of income (less \$0 encumbrances)				
4.3 Properties held for sale (less \$0 encumbrances)				
5. Cash (\$ (2,680,829)), cash equivalents (\$ 25,967,831) and short-term investments (\$)	23,287,002		23,287,002	22,568,366
6. Contract loans (including \$0 premium notes)				
7. Derivatives				
8. Other invested assets	2,600,000		2,600,000	2,800,000
9. Receivables for securities				
10. Securities lending reinvested collateral assets				
11. Aggregate write-ins for invested assets				
12. Subtotals, cash and invested assets (Lines 1 to 11)	96,684,159		96,684,159	100,220,180
13. Title plants less \$0 charged off (for Title insurers only)				
14. Investment income due and accrued	424,443		424,443	644,014
15. Premiums and considerations:				
15.1 Uncollected premiums and agents' balances in the course of collection	21,544		21,544	23,134
15.2 Deferred premiums, agents' balances and installments booked but deferred and not yet due (including \$0 earned but unbilled premiums)	7,820,674		7,820,674	6,307,899
15.3 Accrued retrospective premiums (\$) and contracts subject to redetermination (\$)				
16. Reinsurance:				
16.1 Amounts recoverable from reinsurers	96,230		96,230	145,770
16.2 Funds held by or deposited with reinsured companies				
16.3 Other amounts receivable under reinsurance contracts				
17. Amounts receivable relating to uninsured plans				
18.1 Current federal and foreign income tax recoverable and interest thereon	4,122,001		4,122,001	4,027,033
18.2 Net deferred tax asset	2,943,565		2,943,565	920,858
19. Guaranty funds receivable or on deposit	164,118		164,118	164,118
20. Electronic data processing equipment and software				
21. Furniture and equipment, including health care delivery assets (\$0)				
22. Net adjustment in assets and liabilities due to foreign exchange rates				
23. Receivables from parent, subsidiaries and affiliates	3,539,705		3,539,705	7,266,899
24. Health care (\$0) and other amounts receivable				
25. Aggregate write-ins for other than invested assets	342,978		342,978	50,813
26. Total assets excluding Separate Accounts, Segregated Accounts and Protected Cell Accounts (Lines 12 to 25)	116,159,416		116,159,416	119,770,718
27. From Separate Accounts, Segregated Accounts and Protected Cell Accounts				
28. Total (Lines 26 and 27)	116,159,416		116,159,416	119,770,718
DETAILS OF WRITE-INS				
1101.				
1102.				
1103.				
1198. Summary of remaining write-ins for Line 11 from overflow page				
1199. Totals (Lines 1101 through 1103 plus 1198)(Line 11 above)				
2501. Other assets	102,986		102,986	50,813
2502. Accounts receivable-Pd Clms Advance	239,992		239,992	
2503.				
2598. Summary of remaining write-ins for Line 25 from overflow page				
2599. Totals (Lines 2501 through 2503 plus 2598)(Line 25 above)	342,978		342,978	50,813

STATEMENT AS OF JUNE 30, 2024 OF THE American National Lloyds Insurance Company

LIABILITIES, SURPLUS AND OTHER FUNDS

	1 Current Statement Date	2 December 31, Prior Year
1. Losses (current accident year \$9,907,401)	23,030,264	18,057,125
2. Reinsurance payable on paid losses and loss adjustment expenses		
3. Loss adjustment expenses	2,061,639	1,522,794
4. Commissions payable, contingent commissions and other similar charges	647,810	333,365
5. Other expenses (excluding taxes, licenses and fees)	4,325	
6. Taxes, licenses and fees (excluding federal and foreign income taxes)	105,383	424,794
7.1 Current federal and foreign income taxes (including \$0 on realized capital gains (losses))		
7.2 Net deferred tax liability		
8. Borrowed money \$0 and interest thereon \$0		
9. Unearned premiums (after deducting unearned premiums for ceded reinsurance of \$28,427,026 and including warranty reserves of \$0 and accrued accident and health experience rating refunds including \$ for medical loss ratio rebate per the Public Health Service Act)	20,903,392	18,160,059
10. Advance premium	372,417	227,468
11. Dividends declared and unpaid:		
11.1 Stockholders		
11.2 Policyholders		
12. Ceded reinsurance premiums payable (net of ceding commissions)	21,374	47,115
13. Funds held by company under reinsurance treaties		
14. Amounts withheld or retained by company for account of others	(1,015)	(870)
15. Remittances and items not allocated	401,702	(6,666)
16. Provision for reinsurance (including \$0 certified)		
17. Net adjustments in assets and liabilities due to foreign exchange rates		
18. Drafts outstanding		
19. Payable to parent, subsidiaries and affiliates	1,918,174	6,275,713
20. Derivatives		
21. Payable for securities		
22. Payable for securities lending		
23. Liability for amounts held under uninsured plans		
24. Capital notes \$0 and interest thereon \$0		
25. Aggregate write-ins for liabilities	4,025,053	4,092,840
26. Total liabilities excluding protected cell liabilities (Lines 1 through 25)	53,490,519	49,133,737
27. Protected cell liabilities		
28. Total liabilities (Lines 26 and 27)	53,490,519	49,133,737
29. Aggregate write-ins for special surplus funds		
30. Common capital stock		
31. Preferred capital stock		
32. Aggregate write-ins for other than special surplus funds	2,000,000	2,000,000
33. Surplus notes		
34. Gross paid in and contributed surplus	12,000,000	12,000,000
35. Unassigned funds (surplus)	48,668,897	56,636,981
36. Less treasury stock, at cost:		
36.10 shares common (value included in Line 30 \$0)		
36.20 shares preferred (value included in Line 31 \$0)		
37. Surplus as regards policyholders (Lines 29 to 35, less 36)	62,668,897	70,636,981
38. Totals (Page 2, Line 28, Col. 3)	116,159,416	119,770,718
DETAILS OF WRITE-INS		
2501. CASHBACK retrospective premium	3,679,620	3,782,439
2502. Escheat funds held in trust	345,433	310,401
2503.		
2598. Summary of remaining write-ins for Line 25 from overflow page		
2599. Totals (Lines 2501 through 2503 plus 2598)(Line 25 above)	4,025,053	4,092,840
2901.		
2902.		
2903.		
2998. Summary of remaining write-ins for Line 29 from overflow page		
2999. Totals (Lines 2901 through 2903 plus 2998)(Line 29 above)		
3201. Guaranty Fund	2,000,000	2,000,000
3202.		
3203.		
3298. Summary of remaining write-ins for Line 32 from overflow page		
3299. Totals (Lines 3201 through 3203 plus 3298)(Line 32 above)	2,000,000	2,000,000

STATEMENT OF INCOME

	1 Current Year to Date	2 Prior Year to Date	3 Prior Year Ended December 31
UNDERWRITING INCOME			
1. Premiums earned:			
1.1 Direct (written \$108,857,997)	97,334,068	88,802,569	180,178,623
1.2 Assumed (written \$)			
1.3 Ceded (written \$ 89,290,521)	80,407,106	74,311,668	149,974,171
1.4 Net (written \$ 19,567,476)	16,926,962	14,490,901	30,204,452
DEDUCTIONS:			
2. Losses incurred (current accident year \$ 18,217,575):			
2.1 Direct	65,940,189	43,888,594	99,131,541
2.2 Assumed			
2.3 Ceded	44,324,043	24,791,230	65,415,816
2.4 Net	21,616,146	19,097,364	33,715,725
3. Loss adjustment expenses incurred	2,915,338	3,260,231	5,011,842
4. Other underwriting expenses incurred	3,918,852	3,352,018	7,185,002
5. Aggregate write-ins for underwriting deductions			
6. Total underwriting deductions (Lines 2 through 5)	28,450,336	25,709,613	45,912,569
7. Net income of protected cells			
8. Net underwriting gain (loss) (Line 1 minus Line 6 + Line 7)	(11,523,373)	(11,218,712)	(15,708,117)
INVESTMENT INCOME			
9. Net investment income earned	1,445,917	2,061,296	4,087,845
10. Net realized capital gains (losses) less capital gains tax of \$0		(310)	(19,077)
11. Net investment gain (loss) (Lines 9 + 10)	1,445,917	2,060,986	4,068,768
OTHER INCOME			
12. Net gain or (loss) from agents' or premium balances charged off (amount recovered \$3,911 amount charged off \$ 22,326)	(18,415)	(32,887)	(74,815)
13. Finance and service charges not included in premiums	11,711	10,993	22,130
14. Aggregate write-ins for miscellaneous income		(513)	7,259
15. Total other income (Lines 12 through 14)	(6,704)	(22,407)	(45,426)
16. Net income before dividends to policyholders, after capital gains tax and before all other federal and foreign income taxes (Lines 8 + 11 + 15)	(10,084,160)	(9,180,133)	(11,684,775)
17. Dividends to policyholders			
18. Net income, after dividends to policyholders, after capital gains tax and before all other federal and foreign income taxes (Line 16 minus Line 17)	(10,084,160)	(9,180,133)	(11,684,775)
19. Federal and foreign income taxes incurred	(93,369)	(1,874,269)	(2,392,836)
20. Net income (Line 18 minus Line 19)(to Line 22)	(9,990,791)	(7,305,864)	(9,291,939)
CAPITAL AND SURPLUS ACCOUNT			
21. Surplus as regards policyholders, December 31 prior year	70,636,981	79,329,358	79,329,358
22. Net income (from Line 20)	(9,990,791)	(7,305,864)	(9,291,939)
23. Net transfers (to) from Protected Cell accounts			
24. Change in net unrealized capital gains (losses) less capital gains tax of \$0		5,071	23,006
25. Change in net unrealized foreign exchange capital gain (loss)			
26. Change in net deferred income tax	2,022,707	53,558	59,396
27. Change in nonadmitted assets		512,773	517,160
28. Change in provision for reinsurance			
29. Change in surplus notes			
30. Surplus (contributed to) withdrawn from protected cells			
31. Cumulative effect of changes in accounting principles			
32. Capital changes:			
32.1 Paid in			
32.2 Transferred from surplus (Stock Dividend)			
32.3 Transferred to surplus			
33. Surplus adjustments:			
33.1 Paid in			
33.2 Transferred to capital (Stock Dividend)			
33.3 Transferred from capital			
34. Net remittances from or (to) Home Office			
35. Dividends to stockholders			
36. Change in treasury stock			
37. Aggregate write-ins for gains and losses in surplus			
38. Change in surplus as regards policyholders (Lines 22 through 37).....	(7,968,084)	(6,734,462)	(8,692,377)
39. Surplus as regards policyholders, as of statement date (Lines 21 plus 38)	62,668,897	72,594,896	70,636,981
DETAILS OF WRITE-INS			
0501.			
0502.			
0503.			
0598. Summary of remaining write-ins for Line 5 from overflow page			
0599. Totals (Lines 0501 through 0503 plus 0598)(Line 5 above)			
1401. Other income		(513)	7,259
1402.			
1403.			
1498. Summary of remaining write-ins for Line 14 from overflow page			
1499. Totals (Lines 1401 through 1403 plus 1498)(Line 14 above)		(513)	7,259
3701.			
3702.			
3703.			
3798. Summary of remaining write-ins for Line 37 from overflow page			
3799. Totals (Lines 3701 through 3703 plus 3798)(Line 37 above)			

CASH FLOW

	1 Current Year To Date	2 Prior Year To Date	3 Prior Year Ended December 31
Cash from Operations			
1. Premiums collected net of reinsurance	18,278,319	15,558,374	31,647,581
2. Net investment income	1,720,146	2,089,524	4,290,836
3. Miscellaneous income	(6,704)	(22,407)	(45,426)
4. Total (Lines 1 to 3)	19,991,761	17,625,491	35,892,991
5. Benefit and loss related payments	16,593,467	17,076,616	34,701,154
6. Net transfers to Separate Accounts, Segregated Accounts and Protected Cell Accounts			
7. Commissions, expenses paid and aggregate write-ins for deductions	6,295,986	8,696,974	14,344,128
8. Dividends paid to policyholders			
9. Federal and foreign income taxes paid (recovered) net of \$0 tax on capital gains (losses)	1,599	1,111,597	1,123,218
10. Total (Lines 5 through 9)	22,891,052	26,885,187	50,168,500
11. Net cash from operations (Line 4 minus Line 10)	(2,899,291)	(9,259,696)	(14,275,509)
Cash from Investments			
12. Proceeds from investments sold, matured or repaid:			
12.1 Bonds	4,012,307	2,037,240	7,915,061
12.2 Stocks			
12.3 Mortgage loans			
12.4 Real estate			
12.5 Other invested assets	3,600,000		4,450,000
12.6 Net gains or (losses) on cash, cash equivalents and short-term investments			
12.7 Miscellaneous proceeds			
12.8 Total investment proceeds (Lines 12.1 to 12.7)	7,612,307	2,037,240	12,365,061
13. Cost of investments acquired (long-term only):			
13.1 Bonds	12,307	7,416,097	766,097
13.2 Stocks			
13.3 Mortgage loans			
13.4 Real estate			
13.5 Other invested assets	3,400,000		7,250,000
13.6 Miscellaneous applications		3,955,285	7,489,792
13.7 Total investments acquired (Lines 13.1 to 13.6)	3,412,307	11,371,382	15,505,889
14. Net increase (or decrease) in contract loans and premium notes			
15. Net cash from investments (Line 12.8 minus Line 13.7 and Line 14)	4,200,000	(9,334,142)	(3,140,828)
Cash from Financing and Miscellaneous Sources			
16. Cash provided (applied):			
16.1 Surplus notes, capital notes			
16.2 Capital and paid in surplus, less treasury stock			
16.3 Borrowed funds			
16.4 Net deposits on deposit-type contracts and other insurance liabilities			
16.5 Dividends to stockholders			
16.6 Other cash provided (applied)	(582,073)	(3,886,201)	(3,437,309)
17. Net cash from financing and miscellaneous sources (Line 16.1 through Line 16.4 minus Line 16.5 plus Line 16.6)	(582,073)	(3,886,201)	(3,437,309)
RECONCILIATION OF CASH, CASH EQUIVALENTS AND SHORT-TERM INVESTMENTS			
18. Net change in cash, cash equivalents and short-term investments (Line 11, plus Lines 15 and 17) .	718,636	(22,480,039)	(20,853,646)
19. Cash, cash equivalents and short-term investments:			
19.1 Beginning of year	22,568,366	43,422,012	43,422,012
19.2 End of period (Line 18 plus Line 19.1)	23,287,002	20,941,972	22,568,366

Note: Supplemental disclosures of cash flow information for non-cash transactions:

--	--	--	--

STATEMENT AS OF JUNE 30, 2024 OF THE American National Lloyds Insurance Company

NOTES TO FINANCIAL STATEMENTS

NOTE 1 Summary of Significant Accounting Policies and Going Concern

A. Accounting Practices

The accompanying financial statements of American National Lloyds Insurance Company ("the Company") are presented in conformity with Statutory Accounting Principles ("SAP") and on the basis of accounting practices prescribed or permitted by the Texas Department of Insurance ("TDI").

The TDI recognizes only statutory accounting practices prescribed or permitted by the state of Texas for determining and reporting the financial condition and results of operations of an insurance company, for determining its solvency under the Texas Insurance Law. The National Association of Insurance Commissioners' ("NAIC") *Accounting Practices and Procedures Manual* has been adopted as a component of prescribed or permitted practices by the state of Texas ("Texas SAP"). The state has implemented and adopted certain exceptions to the prescribed or permitted accounting practices found in NAIC SAP *Statement of Statutory Accounting Principles* ("SSAP") and the Commissioner of Insurance has the right to permit other specific practices that deviate from prescribed practices ("permitted practice"). While differences exist between NAIC SAP and Texas SAP, those differences do not apply to the Company. As of the date of this report, the Company has not implemented any such exceptions, has not requested permission for a permitted practice, nor been directed by the state of Texas to implement any accounting practice unique to the Company.

A reconciliation of the Company's net income and capital and surplus between NAIC SAP and practices prescribed or permitted by the state of Texas is shown below:

	F/S SSAP #	F/S Page	F/S Line #	2024	2023
NET INCOME					
(1) State basis (Page 4, Line 20, Columns 1 & 3)	XXX	XXX	XXX	\$ (9,990,791)	\$ (9,291,939)
(2) State Prescribed Practices that are an increase/(decrease) from NAIC SAP:					
(3) State Permitted Practices that are an increase/(decrease) from NAIC SAP:					
(4) NAIC SAP (1-2-3=4)				<u>\$ (9,990,791)</u>	<u>\$ (9,291,939)</u>
SURPLUS					
(5) State basis (Page 3, Line 37, Columns 1 & 2)	XXX	XXX	XXX	\$ 62,668,897	\$ 70,636,981
(6) State Prescribed Practices that are an increase/(decrease) from NAIC SAP:					
(7) State Permitted Practices that are an increase/(decrease) from NAIC SAP:					
(8) NAIC SAP (5-6-7=8)				<u>\$ 62,668,897</u>	<u>\$ 70,636,981</u>

B. Use of Estimates in the Preparation of the Financial Statements

No significant change.

C. Accounting Policy

(1) No significant change

(2) The Company has no investment in mandatory convertible securities or SVO identified investments. Bonds not backed by other loans are generally stated at amortized cost using the scientific interest method, except for bonds with an NAIC designation of 3-6, which are recorded at the lower of cost or estimated fair value.

(3) No significant change.

(4) No significant change.

(5) No significant change.

(6) Loan-backed securities are stated at amortized cost using the retrospective method including anticipated prepayments at the date of purchase, except for those with an NAIC designation 3-6, which are stated at lower of amortized cost or estimated fair value.

(7) No significant change.

(8) No significant change.

(9) No significant change.

(10) No significant change.

(11) No significant change.

(12) No significant change.

(13) No significant change.

D. Going Concern

Based upon its evaluation of relevant conditions and events, management did not have substantial doubt about the Company's ability to continue as a going concern.

NOTE 2 Accounting Changes and Corrections of Errors

No significant change.

NOTE 3 Business Combinations and Goodwill

No significant change.

NOTE 4 Discontinued Operations

No significant change.

NOTE 5 Investments

A. Mortgage Loans, including Mezzanine Real Estate Loans

No significant change.

STATEMENT AS OF JUNE 30, 2024 OF THE American National Lloyds Insurance Company

NOTES TO FINANCIAL STATEMENTS

B. Debt Restructuring

No significant change.

C. Reverse Mortgages

No significant change.

D. Loan-Backed Securities

(1) Prepayment assumptions for mortgage-backed/asset-backed securities were obtained from independent third party pricing services or internal estimates.

(2) At June 30, 2024, the Company did not have any securities within the scope of SSAP No 43R with a recognized other-than temporary impairment due to the intent to sell or an inability or lack of intent to retain the security for period of time sufficient to recover the amortized cost basis.

(3) At June 30, 2024, the Company did not hold any loan-backed and structured securities with a recognized credit-related OTTI.

(4) Loan-backed and structured securities in unrealized loss positions are as follows:

a. The aggregate amount of unrealized losses:	
1. Less than 12 Months	\$ (2,033)
2. 12 Months or Longer	\$ —
b. The aggregate related fair value of securities with unrealized losses:	
1. Less than 12 Months	\$ 269,491
2. 12 Months or Longer	\$ —

(5) All loan-backed and structured securities in an unrealized loss position were reviewed to determine whether an other-than-temporary impairment should be recognized. As of June 30, 2024, the Company believes it has the intent and ability to hold securities long enough to allow the cost basis of these securities to be recovered. Although the investment securities above did not meet management’s criteria for other-than-temporary impairment at this time, it is possible that future events or information could cause them to conclude that declines in value are other-than-temporary.

E. Dollar Repurchase Agreements and/or Securities Lending Transactions

Not applicable - The Company has no repurchase agreements or securities lending transactions.

F. Repurchase Agreements Transactions Accounted for as Secured Borrowing

Not applicable - The Company has no repurchase agreements transactions.

G. Reverse Repurchase Agreements Transactions Accounted for as Secured Borrowing

Not applicable - The Company has no reverse repurchase agreements transactions.

H. Repurchase Agreements Transactions Accounted for as a Sale

Not applicable - The Company has no repurchase agreements transactions.

I. Reverse Repurchase Agreements Transactions Accounted for as a Sale

Not applicable - The Company has no reverse repurchase agreements transactions.

J. Real Estate

No significant change.

K. Low Income Housing tax Credits (LIHTC)

No significant change.

L. Restricted Assets

No significant change.

M. Working Capital Finance Investments

Not applicable - The Company has no working capital finance investments.

N. Offsetting and Netting of Assets and Liabilities

Not applicable - The Company has no offsetting and netting of assets and liabilities.

O. 5GI Securities

No significant change.

P. Short Sales

No significant change.

Q. Prepayment Penalty and Acceleration Fees

No significant change.

R. Reporting Entity’s Share of Cash Pool by Asset Type

Not applicable - The Company did not participate in any cash pools.

NOTE 6 Joint Ventures, Partnerships and Limited Liability Companies

No significant change.

NOTE 7 Investment Income

No significant change.

NOTE 8 Derivative Instruments

Not applicable - The Company has no investments in derivative instruments.

STATEMENT AS OF JUNE 30, 2024 OF THE American National Lloyds Insurance Company

NOTES TO FINANCIAL STATEMENTS

NOTE 9 Income Taxes

No significant change.

NOTE 10 Information Concerning Parent, Subsidiaries, Affiliates and Other Related Parties

A.-F. No significant change.

G. On May 2, 2024, the Company’s indirect parent company, Brookfield Reinsurance Ltd., completed its acquisition of American Equity Investment Life Holding Company (“AEL”). Effective May 7, 2024, American National Group, LLC, an indirect parent company of the Company, merged into AEL, with AEL being the survivor. AEL’s name was changed effective May 7, 2024 to “American National Group Inc.”

H.-O. No significant change.

NOTE 11 Debt

A. No significant change.

B. FHLB (Federal Home Loan Bank) Agreements

Not applicable - The Company has no Federal Home Loan Bank agreements.

NOTE 12 Retirement Plans, Deferred Compensation, Postemployment Benefits and Compensated Absences and Other Postretirement Benefit Plan

A. Defined Benefit Plan

Not applicable - The Company has no defined benefit plans.

B. Investment Strategies for Plan Assets

No significant change.

C. The fair value of each class of plan assets

No significant change.

D. Basis of Long Term Rate of Return on Plan Assets

No significant change.

E. Defined Contribution Plan

No significant change.

F. Multiemployer Plans

No significant change.

G. Consolidated/Holding Company Plans

No significant change.

H. Postemployment Benefits and Compensated Absences

No significant change.

I. Impact of Medicare Modernization Act on Postretirement Benefits (INT 04-17)

No significant change.

NOTE 13 Capital and Surplus, Dividend Restrictions and Quasi-Reorganizations

No significant change.

NOTE 14 Liabilities, Contingencies and Assessments

No significant change.

NOTE 15 Leases

No significant change.

NOTE 16 Information About Financial Instruments With Off-Balance Sheet Risk and Financial Instruments With Concentrations of Credit Risk

No significant change.

NOTE 17 Sale, Transfer and Servicing of Financial Assets and Extinguishments of Liabilities

Not applicable – The Company had no sales, transfers, or servicing of financial assets and extinguishment of liabilities during the reporting periods.

NOTE 18 Gain or Loss to the Reporting Entity from Uninsured Plans and the Uninsured Portion of Partially Insured Plans

No significant change.

NOTE 19 Direct Premium Written/Produced by Managing General Agents/Third Party Administrators

No significant change.

STATEMENT AS OF JUNE 30, 2024 OF THE American National Lloyds Insurance Company

NOTES TO FINANCIAL STATEMENTS

NOTE 20 Fair Value Measurements

A. Fair Value Measurements at Reporting Date

(1) Assets and Liabilities fair value levels of the Fair Value hierarchy

Description for each class of asset or liability	(Level 1)	(Level 2)	(Level 3)	Net Asset Value (NAV)	Total
a. Assets at fair value					
	\$ —	\$ —	\$ —	\$ —	\$ —
Total assets at fair value/NAV	\$ —	\$ —	\$ —	\$ —	\$ —

Description for each class of asset or liability	(Level 1)	(Level 2)	(Level 3)	Net Asset Value (NAV)	Total
b. Liabilities at fair value					
	\$ —	\$ —	\$ —	\$ —	\$ —
Total liabilities at fair value	\$ —	\$ —	\$ —	\$ —	\$ —

(2) Fair Value Measurements in (Level 3) of the Fair Value hierarchy

There were no Level 3 securities for the period ending June 30, 2024.

(3) Transfer between levels, if any, are recognized at the beginning of the reporting period.

(4) The market values of equity and debt securities are obtained from various pricing services. There has been no change in the valuation techniques and related inputs.

(5) The Company does not own any derivative securities.

B. The Company's financial assets and liabilities carried at fair value have been classified, for disclosure purposes, based on a hierarchy defined by SSAP No. 100, *Fair Value Measurements*. Fair value is defined as the price that would be received to sell an asset or paid to transfer a liability in an orderly transaction between market participants at the measurement date. This guidance establishes a framework for measuring fair value that includes a hierarchy used to classify the inputs used in measuring fair value. The hierarchy prioritizes the inputs to valuation techniques used to measure fair value into three levels. The level in the fair value hierarchy within which the fair value measurement falls is determined based on the lowest level input that is significant to the fair value measurement.

Level 1: Fair value is based on unadjusted quoted prices for identical assets or liabilities in an active market. Active markets are defined as a market in which many transactions occur with sufficient frequency and volume to provide pricing information on an ongoing basis.

Level 2: Observable inputs other than level 1 prices, such as quoted prices in active markets for similar assets or liabilities; quoted prices in markets that are not active for identical or similar assets or liabilities, or other model driven inputs that are observable or can be corroborated by observable market data for substantially the full term of the assets or liabilities. Valuations are generally obtained from third-party pricing services for identical or comparable assets or liabilities or through the use of valuation methodologies using observable market inputs.

Level 3: Instruments whose values are based on prices or valuation techniques that require inputs that are both unobservable and significant to the overall fair value measurement. These inputs reflect management's own assumptions in pricing the asset or liability. Pricing may also be based upon broker quotes that do not represent an offer to transact. Prices are determined using valuation methodologies such as option pricing models, discounted cash flow models and other similar techniques. Non-binding broker quotes, which are utilized when pricing service information is not available, are reviewed for reasonableness based on the Company's understanding of the market and are generally considered Level 3. To the extent the internally developed valuations use significant unobservable inputs, they are classified as Level 3.

The availability of observable inputs varies by instrument. In situations where fair value is based on internally developed pricing models or inputs that are unobservable in the market, the determination of fair value requires more judgment. The degree of judgment exercised by the Company in determining fair value is typically greatest for instruments categorized in Level 3. In many instances, valuation inputs used to measure fair value fall into different levels of the fair value hierarchy. The category level in the fair value hierarchy is determined based on the lowest level input that is significant to the fair value measurement in its entirety. The Company uses prices and inputs that are current as of the measurement date, including during periods of market disruption. In periods of market disruption, the ability to observe prices and inputs may be reduced for many instruments.

The Company is responsible for the determination of fair value and the supporting assumptions and methodologies. The Company gains assurance that assets and liabilities are appropriately valued through the execution of various processes and controls designed to ensure the overall reasonableness and consistent application of valuation methodologies, including inputs and assumptions, and compliance with accounting standards. For fair values received from third parties or internally estimated, the Company's processes and controls are designed to ensure that the valuation methodologies are appropriate and consistently applied, the inputs and assumptions are reasonable and consistent with the objective of determining fair value, and the fair values are accurately recorded. For example, on a continuing basis, the Company assesses the reasonableness of individual fair values that have stale security prices or that exceed certain thresholds as compared to previous fair values received from valuation service providers or brokers or derived from internal models.

C. Aggregate fair value for all financial instruments and the level within the fair value hierarchy in which the fair value measurements in their entirety fall. The table below reflects the fair values and admitted values of all admitted assets that are financial instruments. The fair values are also categorized into the three- level fair value hierarchy as described above in the Note 20B.

Type of Financial Instrument	Aggregate Fair Value	Admitted Assets	(Level 1)	(Level 2)	(Level 3)	Net Asset Value (NAV)	Not Practicable (Carrying Value)
Bonds	\$ 64,713,479	\$ 70,797,157	\$ 2,591,569	\$ 62,121,910	\$ —	\$ —	\$ —
Cash, cash equivalents and short-term investments	\$ 23,286,565	\$ 23,287,002	\$ 23,286,565	\$ —	\$ —	\$ —	\$ —
Other invested assets	\$ 2,600,000	\$ 2,600,000	\$ —	\$ —	\$ 2,600,000	\$ —	\$ —

The estimated fair values of the financial instruments presented above are determined by the Company using market information available as of the end of the current quarter. Considerable judgment is required to interpret market data in developing the estimates of fair value for financial instruments for which there are no available market value quotations. The estimates presented are not necessarily indicative of the amounts the Company could realize in a market exchange. The use of different market assumptions and/or estimation methodologies may have a material effect on the estimated fair value amounts.

Level 1 financial instruments

Unadjusted quoted prices for these securities are provided to the Company by independent pricing services. Cash included in Level 1 represents cash on hand.

Level 2 financial instruments

Bonds included in Level 2 are valued principally by third party pricing services using market observable inputs. Because most bonds do not trade daily, independent pricing services regularly derive fair values using recent trades of securities with similar features. When recent trades are not available, pricing models are used to estimate the fair values of securities by discounting future cash flows at estimated market interest rates. Typical inputs to models used by independent pricing services include but are not limited to benchmark yields, reported trades, broker-dealer quotes, issuer spreads, benchmark securities, bids, offers, reference data, and industry and economic events. Additionally, for loan-backed and structured securities, valuation is based primarily on market inputs including benchmark yields, expected prepayment speeds, loss severity, delinquency rates, weighted average coupon, weighted average maturity and issuance specific information. Issuance specific information includes collateral type, payment terms of underlying assets, payment priority within the tranche, structure of the security, deal performance and vintage of loans.

Level 3 financial instruments

Valuation techniques for bonds and cash, cash equivalents, and short-term investments included in Level 3 are generally the same as those described in Level 2 except that the techniques utilize inputs that are not readily observable in the market, including illiquidity premiums and spread adjustments to reflect industry trends or specific credit-related issues. The Company assesses the significance of unobservable inputs for each security and classifies that security in Level 3 as a result of the significance of unobservable inputs.

Other invested assets include collateral loans that are carried at unpaid principal. The Company believes carrying value approximates fair value and are classified as Level 3.

D. Not Practicable to Estimate Fair Value

As of June 30, 2024, there were no financial instruments for which it is not practicable for the Company to estimate their fair value.

STATEMENT AS OF JUNE 30, 2024 OF THE American National Lloyds Insurance Company

NOTES TO FINANCIAL STATEMENTS

E. Investments measured using Net Asset Value

Not Applicable - The Company had no investments measured using Net Asset Value.

NOTE 21 Other Items

No significant change.

NOTE 22 Events Subsequent

Subsequent events have been considered through August 15, 2024, the date the accompanying statutory financial statements were available to be issued.

NOTE 23 Reinsurance

No significant change.

NOTE 24 Retrospectively Rated Contracts & Contracts Subject to Redetermination

The Company's CA\$HBACK program refunds the policyholder 25% of the qualifying auto and homeowner premiums if the policyholder remains claim free for a period of three years. The Company estimates retrospective premium adjustments by the application of the historical ratio of return premium to original qualifying CA\$HBACK premium. This ratio is applied to the qualifying eligible CA\$HBACK premium to determine future retrospective return premium. The Company records accrued retrospective return premium as an adjustment to earned premiums.

NOTE 25 Change in Incurred Losses and Loss Adjustment Expenses

A. Incurred losses and loss adjustment expenses attributable to insured events of prior years have increased by \$4,426,000 in 2024. This change is the result of ongoing analysis of recent loss development trends. Original estimates are increased or decreased as additional information becomes known regarding individual claims and such adjustments are included in current operations.

B. There were no significant changes in methodologies and assumptions used in calculating the liability for unpaid losses and loss adjustment expenses.

NOTE 26 Intercompany Pooling Arrangements

No significant change.

NOTE 27 Structured Settlements

No significant change.

NOTE 28 Health Care Receivables

No significant change.

NOTE 29 Participating Policies

No significant change.

NOTE 30 Premium Deficiency Reserves

No significant change.

NOTE 31 High Deductibles

No significant change.

NOTE 32 Discounting of Liabilities for Unpaid Losses or Unpaid Loss Adjustment Expenses

No significant change.

NOTE 33 Asbestos/Environmental Reserves

No significant change.

NOTE 34 Subscriber Savings Accounts

No significant change.

NOTE 35 Multiple Peril Crop Insurance

No significant change.

NOTE 36 Financial Guaranty Insurance

Not applicable - The Company does not issue financial guaranty insurance.

STATEMENT AS OF JUNE 30, 2024 OF THE American National Lloyds Insurance Company

GENERAL INTERROGATORIES

PART 1 - COMMON INTERROGATORIES

GENERAL

- 1.1

Did the reporting entity experience any material transactions requiring the filing of Disclosure of Material Transactions with the State of Domicile, as required by the Model Act?

Yes [☐] No [☒]
- 1.2

If yes, has the report been filed with the domiciliary state?

Yes [☐] No [☐]
- 2.1

Has any change been made during the year of this statement in the charter, by-laws, articles of incorporation, or deed of settlement of the reporting entity?

Yes [☒] No [☐]
- 2.2

If yes, date of change:

01/08/2024
- 3.1

Is the reporting entity a member of an Insurance Holding Company System consisting of two or more affiliated persons, one or more of which is an insurer?

If yes, complete Schedule Y, Parts 1 and 1A.

Yes [☒] No [☐]
- 3.2

Have there been any substantial changes in the organizational chart since the prior quarter end?

Yes [☒] No [☐]
- 3.3

If the response to 3.2 is yes, provide a brief description of those changes.
Effective May 7, 2024, American National Group, LLC, an indirect controlling party of the insurer, merged into American Equity Investment Life Holding Company (AEL), with AEL being the survivor. AEL's name was changed on the same date to American National Group Inc. The AEL companies are now part of the Brookfield Reinsurance Ltd. holding company system.
- 3.4

Is the reporting entity publicly traded or a member of a publicly traded group?

Yes [☒] No [☐]
- 3.5

If the response to 3.4 is yes, provide the CIK (Central Index Key) code issued by the SEC for the entity/group.

1837429
- 4.1

Has the reporting entity been a party to a merger or consolidation during the period covered by this statement?

Yes [☐] No [☒]
- 4.2

If yes, provide the name of the entity, NAIC Company Code, and state of domicile (use two letter state abbreviation) for any entity that has ceased to exist as a result of the merger or consolidation.

1	2	3
Name of Entity	NAIC Company Code	State of Domicile
5.

If the reporting entity is subject to a management agreement, including third-party administrator(s), managing general agent(s), attorney-in-fact, or similar agreement, have there been any significant changes regarding the terms of the agreement or principals involved?

If yes, attach an explanation.

6.1

State as of what date the latest financial examination of the reporting entity was made or is being made.

12/31/2020

6.2

State the as of date that the latest financial examination report became available from either the state of domicile or the reporting entity. This date should be the date of the examined balance sheet and not the date the report was completed or released.

12/31/2020

6.3

State as of what date the latest financial examination report became available to other states or the public from either the state of domicile or the reporting entity. This is the release date or completion date of the examination report and not the date of the examination (balance sheet date).

06/10/2022

6.4

By what department or departments?
Texas Department of Insurance

6.5

Have all financial statement adjustments within the latest financial examination report been accounted for in a subsequent financial statement filed with Departments?

Yes [☐] No [☐] N/A [☒]

6.6

Have all of the recommendations within the latest financial examination report been complied with?

Yes [☐] No [☐] N/A [☒]

7.1

Has this reporting entity had any Certificates of Authority, licenses or registrations (including corporate registration, if applicable) suspended or revoked by any governmental entity during the reporting period?

Yes [☐] No [☒]

7.2

If yes, give full information:

8.1

Is the company a subsidiary of a bank holding company regulated by the Federal Reserve Board?

Yes [☐] No [☒]

8.2

If response to 8.1 is yes, please identify the name of the bank holding company.

8.3

Is the company affiliated with one or more banks, thrifts or securities firms?

Yes [☒] No [☐]

8.4

If response to 8.3 is yes, please provide below the names and location (city and state of the main office) of any affiliates regulated by a federal regulatory services agency [i.e. the Federal Reserve Board (FRB), the Office of the Comptroller of the Currency (OCC), the Federal Deposit Insurance Corporation (FDIC) and the Securities Exchange Commission (SEC)] and identify the affiliate's primary federal regulator.
- | 1 | 2 | 3 | 4 | 5 | 6 |
|------------------------------------|---------------------------------|----------|----------|----------|-----------|
| Affiliate Name | Location (City, State) | FRB | OCC | FDIC | SEC |
| ANICO Financial Services Inc. | Galveston, Texas | ...NO... | ...NO... | ...NO... | ...YES... |
| AEL Financial Services, LLC | Charlotte, North Carolina | ...NO... | ...NO... | ...NO... | ...YES... |
- 7

STATEMENT AS OF JUNE 30, 2024 OF THE American National Lloyds Insurance Company

GENERAL INTERROGATORIES

9.1

Are the senior officers (principal executive officer, principal financial officer, principal accounting officer or controller, or persons performing similar functions) of the reporting entity subject to a code of ethics, which includes the following standards?
(a) Honest and ethical conduct, including the ethical handling of actual or apparent conflicts of interest between personal and professional relationships;
(b) Full, fair, accurate, timely and understandable disclosure in the periodic reports required to be filed by the reporting entity;
(c) Compliance with applicable governmental laws, rules and regulations;
(d) The prompt internal reporting of violations to an appropriate person or persons identified in the code; and
(e) Accountability for adherence to the code.

Yes [X] No []

9.11

If the response to 9.1 is No, please explain:
.....

9.2

Has the code of ethics for senior managers been amended?

Yes [] No [X]

9.21

If the response to 9.2 is Yes, provide information related to amendment(s).
.....

9.3

Have any provisions of the code of ethics been waived for any of the specified officers?

Yes [] No [X]

9.31

If the response to 9.3 is Yes, provide the nature of any waiver(s).
.....

FINANCIAL

10.1

Does the reporting entity report any amounts due from parent, subsidiaries or affiliates on Page 2 of this statement?

Yes [X] No []

10.2

If yes, indicate any amounts receivable from parent included in the Page 2 amount:\$.....

3,190,237

INVESTMENT

11.1

Were any of the stocks, bonds, or other assets of the reporting entity loaned, placed under option agreement, or otherwise made available for use by another person? (Exclude securities under securities lending agreements.)

Yes [] No [X]

11.2

If yes, give full and complete information relating thereto:
.....

12.

Amount of real estate and mortgages held in other invested assets in Schedule BA:

\$.....

13.

Amount of real estate and mortgages held in short-term investments:

\$.....

14.1

Does the reporting entity have any investments in parent, subsidiaries and affiliates?

Yes [] No [X]

14.2

If yes, please complete the following:

	1	2
	Prior Year-End Book/Adjusted Carrying Value	Current Quarter Book/Adjusted Carrying Value
14.21 Bonds	\$	\$.....
14.22 Preferred Stock	\$	\$.....
14.23 Common Stock	\$	\$.....
14.24 Short-Term Investments	\$	\$.....
14.25 Mortgage Loans on Real Estate	\$	\$.....
14.26 All Other	\$	\$.....
14.27 Total Investment in Parent, Subsidiaries and Affiliates (Subtotal Lines 14.21 to 14.26)	\$	\$.....
14.28 Total Investment in Parent included in Lines 14.21 to 14.26 above	\$	\$.....

15.1

Has the reporting entity entered into any hedging transactions reported on Schedule DB?

Yes [] No [X]

15.2

If yes, has a comprehensive description of the hedging program been made available to the domiciliary state? Yes [] No [] N/A [X]
If no, attach a description with this statement.
.....

16.

For the reporting entity's security lending program, state the amount of the following as of the current statement date:

16.1

Total fair value of reinvested collateral assets reported on Schedule DL, Parts 1 and 2.

\$

16.2

Total book/adjusted carrying value of reinvested collateral assets reported on Schedule DL, Parts 1 and 2

\$

16.3

Total payable for securities lending reported on the liability page.

\$

STATEMENT AS OF JUNE 30, 2024 OF THE American National Lloyds Insurance Company

GENERAL INTERROGATORIES

17. Excluding items in Schedule E - Part 3 - Special Deposits, real estate, mortgage loans and investments held physically in the reporting entity's offices, vaults or safety deposit boxes, were all stocks, bonds and other securities, owned throughout the current year held pursuant to a custodial agreement with a qualified bank or trust company in accordance with Section 1, III - General Examination Considerations, F. Outsourcing of Critical Functions, Custodial or Safekeeping Agreements of the NAIC Financial Condition Examiners Handbook? Yes [X] No []
- 17.1 For all agreements that comply with the requirements of the NAIC Financial Condition Examiners Handbook, complete the following:

1 Name of Custodian(s)	2 Custodian Address
Bank of New York Mellon	One Wall Street, New York, NY

- 17.2 For all agreements that do not comply with the requirements of the NAIC Financial Condition Examiners Handbook, provide the name, location and a complete explanation:

1 Name(s)	2 Location(s)	3 Complete Explanation(s)

- 17.3 Have there been any changes, including name changes, in the custodian(s) identified in 17.1 during the current quarter? Yes [] No [X]
- 17.4 If yes, give full information relating thereto:

1 Old Custodian	2 New Custodian	3 Date of Change	4 Reason

- 17.5 Investment management – Identify all investment advisors, investment managers, broker/dealers, including individuals that have the authority to make investment decisions on behalf of the reporting entity. For assets that are managed internally by employees of the reporting entity, note as such. ["...that have access to the investment accounts"; "...handle securities"]

1 Name of Firm or Individual	2 Affiliation
American National Insurance Company	A.....

17.5097 For those firms/individuals listed in the table for Question 17.5, do any firms/individuals unaffiliated with the reporting entity (i.e. designated with a "U") manage more than 10% of the reporting entity's invested assets?..... Yes [] No [X]

17.5098 For firms/individuals unaffiliated with the reporting entity (i.e. designated with a "U") listed in the table for Question 17.5, does the total assets under management aggregate to more than 50% of the reporting entity's invested assets?..... Yes [] No [X]

- 17.6 For those firms or individuals listed in the table for 17.5 with an affiliation code of "A" (affiliated) or "U" (unaffiliated), provide the information for the table below.

1 Central Registration Depository Number	2 Name of Firm or Individual	3 Legal Entity Identifier (LEI)	4 Registered With	5 Investment Management Agreement (IMA) Filed
.....	American National Insurance Company	98450090906CB7AD0P60	DS.....

- 18.1 Have all the filing requirements of the Purposes and Procedures Manual of the NAIC Investment Analysis Office been followed? Yes [X] No []
- 18.2 If no, list exceptions:

.....

19. By self-designating 5GI securities, the reporting entity is certifying the following elements for each self-designated 5GI security:

a. Documentation necessary to permit a full credit analysis of the security does not exist or an NAIC CRP credit rating for an FE or PL security is not available.

b. Issuer or obligor is current on all contracted interest and principal payments.

c. The insurer has an actual expectation of ultimate payment of all contracted interest and principal.

Has the reporting entity self-designated 5GI securities? Yes [X] No []

20. By self-designating PLGI securities, the reporting entity is certifying the following elements of each self-designated PLGI security:

a. The security was purchased prior to January 1, 2018.

b. The reporting entity is holding capital commensurate with the NAIC Designation reported for the security.

c. The NAIC Designation was derived from the credit rating assigned by an NAIC CRP in its legal capacity as a NRSRO which is shown on a current private letter rating held by the insurer and available for examination by state insurance regulators.

d. The reporting entity is not permitted to share this credit rating of the PL security with the SVO.

Has the reporting entity self-designated PLGI securities? Yes [] No [X]

21. By assigning FE to a Schedule BA non-registered private fund, the reporting entity is certifying the following elements of each self-designated FE fund:

a. The shares were purchased prior to January 1, 2019.

b. The reporting entity is holding capital commensurate with the NAIC Designation reported for the security.

c. The security had a public credit rating(s) with annual surveillance assigned by an NAIC CRP in its legal capacity as an NRSRO prior to January 1, 2019.

d. The fund only or predominantly holds bonds in its portfolio.

e. The current reported NAIC Designation was derived from the public credit rating(s) with annual surveillance assigned by an NAIC CRP in its legal capacity as an NRSRO.

f. The public credit rating(s) with annual surveillance assigned by an NAIC CRP has not lapsed.

Has the reporting entity assigned FE to Schedule BA non-registered private funds that complied with the above criteria? Yes [] No [X]

GENERAL INTERROGATORIES

PART 2 - PROPERTY & CASUALTY INTERROGATORIES

1.

If the reporting entity is a member of a pooling arrangement, did the agreement or the reporting entity's participation change?
If yes, attach an explanation.
.....

Yes [] No [] N/A [X]
2.

Has the reporting entity reinsured any risk with any other reporting entity and agreed to release such entity from liability, in whole or in part, from any loss that may occur on the risk, or portion thereof, reinsured?
If yes, attach an explanation.
.....

Yes [] No [X]
- 3.1

Have any of the reporting entity's primary reinsurance contracts been canceled?

Yes [] No [X]
- 3.2

If yes, give full and complete information thereto.
.....
- 4.1

Are any of the liabilities for unpaid losses and loss adjustment expenses other than certain workers' compensation tabular reserves (see Annual Statement Instructions pertaining to disclosure of discounting for definition of " tabular reserves") discounted at a rate of interest greater than zero?

Yes [] No [X]
- 4.2

If yes, complete the following schedule:

			TOTAL DISCOUNT				DISCOUNT TAKEN DURING PERIOD			
1	2	3	4	5	6	7	8	9	10	11
Line of Business	Maximum Interest	Discount Rate	Unpaid Losses	Unpaid LAE	IBNR	TOTAL	Unpaid Losses	Unpaid LAE	IBNR	TOTAL
TOTAL										

5.

Operating Percentages:
- 5.1

A&H loss percent

%
- 5.2

A&H cost containment percent

%
- 5.3

A&H expense percent excluding cost containment expenses

%
- 6.1

Do you act as a custodian for health savings accounts?

Yes [] No [X]
- 6.2

If yes, please provide the amount of custodial funds held as of the reporting date\$.....
- 6.3

Do you act as an administrator for health savings accounts?

Yes [] No [X]
- 6.4

If yes, please provide the balance of the funds administered as of the reporting date\$.....
7.

Is the reporting entity licensed or chartered, registered, qualified, eligible or writing business in at least two states?

Yes [X] No []
- 7.1

If no, does the reporting entity assume reinsurance business that covers risks residing in at least one state other than the state of domicile of the reporting entity?

Yes [] No []

Showing All New Reinsurers - Current Year to Date

6

SCHEDULE T - EXHIBIT OF PREMIUMS WRITTEN

Current Year to Date - Allocated by States and Territories

States, etc.		1 Active Status (a)	Direct Premiums Written		Direct Losses Paid (Deducting Salvage)		Direct Losses Unpaid		
			2 Current Year To Date	3 Prior Year To Date	4 Current Year To Date	5 Prior Year To Date	6 Current Year To Date	7 Prior Year To Date	
1.	Alabama	AL	E	2,881,962	2,457,602	2,441,080	920,332	1,249,954	640,537
2.	Alaska	AK	E	66,651				3,700	
3.	Arizona	AZ	E	934,042	796,883	151,157	537,439	271,095	154,796
4.	Arkansas	AR	E	713,129	424,291	428,417	286,204	361,210	203,640
5.	California	CA	E	10,194,835	9,909,555	5,197,043	1,467,939	3,705,556	1,889,474
6.	Colorado	CO	E	3,381,210	1,430,289	4,304,527	240,193	1,469,758	456,763
7.	Connecticut	CT	E	184,181	389,560	260,078	17,000	458,870	78,035
8.	Delaware	DE	E	26,110	2,155			2,200	
9.	District of Columbia	DC	E	136,445	19,708	30,892	1,644	11,300	1,000
10.	Florida	FL	E	9,618,466	7,751,358	1,756,647	2,482,989	2,406,802	3,151,154
11.	Georgia	GA	E	2,326,875	2,985,375	1,098,752	941,447	747,353	867,692
12.	Hawaii	HI	E	17,874	9,155				3,000
13.	Idaho	ID	E	523,002	274,045	118,655	7,781	76,027	84,246
14.	Illinois	IL	E	14,115,187	2,065,477	2,311,621	667,280	3,887,369	657,994
15.	Indiana	IN	E	2,331,890	2,303,505	1,097,680	563,727	961,568	450,614
16.	Iowa	IA	E	9,502,110	14,426,004	6,847,687	12,340,362	17,666,012	14,470,217
17.	Kansas	KS	E	1,274,546	1,198,345	924,518	560,297	470,948	265,974
18.	Kentucky	KY	E	97,988	160,984	2,402	63,655	36,600	119,413
19.	Louisiana	LA	E	847,993	590,977	490,857	392,935	444,518	303,077
20.	Maine	ME	E	27,746	9,060				1,000
21.	Maryland	MD	E	756,969	650,253	285,028	216,669	205,720	82,656
22.	Massachusetts	MA	E	346,378	513,331	206,591	213,833	140,101	38,800
23.	Michigan	MI	E	1,066,141	668,099	433,761	195,242	486,570	200,618
24.	Minnesota	MN	E	725,842	433,629	366,176	257,115	171,769	114,011
25.	Mississippi	MS	E	663,745	441,741	464,148	479,512	516,209	245,125
26.	Missouri	MO	E	1,025,398	1,107,270	992,472	1,590,816	710,190	342,523
27.	Montana	MT	E	36,263	52,087	3,857	33,209	11,900	3,000
28.	Nebraska	NE	E	1,049,967	1,143,789	706,155	790,512	169,708	217,316
29.	Nevada	NV	E	146,617	75,756	11,406	29,262	27,200	12,000
30.	New Hampshire	NH	E	311,367	119,665	30,038	7,885	60,135	18,000
31.	New Jersey	NJ	E	1,667,801	1,885,185	614,837	453,283	970,681	437,747
32.	New Mexico	NM	E	216,370	31,425	33,625	3,348	48,403	2,000
33.	New York	NY	E	693,480	211,119	14,032	325,263	834,250	486,133
34.	North Carolina	NC	E	1,044,162	869,942	424,883	320,641	408,246	229,904
35.	North Dakota	ND	E	164,428	61,134	18,892	13,943	53,800	3,000
36.	Ohio	OH	E	2,206,516	1,560,964	918,669	478,780	594,743	513,498
37.	Oklahoma	OK	E	386,743	218,319	9,272	19,722	41,600	34,005
38.	Oregon	OR	E	169,638	134,147			198,649	9,000
39.	Pennsylvania	PA	E	1,960,621	2,502,815	863,634	895,696	626,596	464,290
40.	Rhode Island	RI	E	46,559	36,091			12,900	2,000
41.	South Carolina	SC	E	2,316,528	2,292,920	812,621	483,458	394,563	358,640
42.	South Dakota	SD	E	48,376	5,821	2,713		2,700	
43.	Tennessee	TN	E	4,492,211	4,738,780	2,049,466	1,697,219	1,929,156	1,366,626
44.	Texas	TX	L	22,269,443	21,320,989	14,690,133	12,392,261	16,003,434	14,818,213
45.	Utah	UT	E	772,908	759,828	904,710	615,492	211,047	242,995
46.	Vermont	VT	E	14,856	19,613				3,000
47.	Virginia	VA	E	2,856,266	3,752,016	3,864,526	1,002,002	1,899,066	1,120,126
48.	Washington	WA	E	1,162,156	792,247	438,358	254,896	301,137	147,488
49.	West Virginia	WV	E	29,214	17,992	6,260	5,000	33,675	27,475
50.	Wisconsin	WI	E	968,407	507,441	225,801	552,318	248,314	188,200
51.	Wyoming	WY	E	23,565	51,803	2,000	10,512	6,300	3,000
52.	American Samoa	AS	N						
53.	Guam	GU	N						
54.	Puerto Rico	PR	E	16,820					
55.	U.S. Virgin Islands	VI	N						
56.	Northern Mariana Islands	MP	N						
57.	Canada	CAN	N						
58.	Aggregate Other Alien	OT	XXX						
59.	Totals	XXX		108,857,997	94,180,539	56,856,077	44,829,113	61,549,602	45,530,015
DETAILS OF WRITE-INS									
58001.		XXX							
58002.		XXX							
58003.		XXX							
58998.	Summary of remaining write-ins for Line 58 from overflow page	XXX							
58999.	Totals (Lines 58001 through 58003 plus 58998)(Line 58 above)	XXX							

(a) Active Status Counts:

1. L - Licensed or Chartered - Licensed insurance carrier or domiciled RRG.....

2. R - Registered - Non-domiciled RRGs.....

3. E - Eligible - Reporting entities eligible or approved to write surplus lines in the state (other than their state of domicile - see DSLI).....

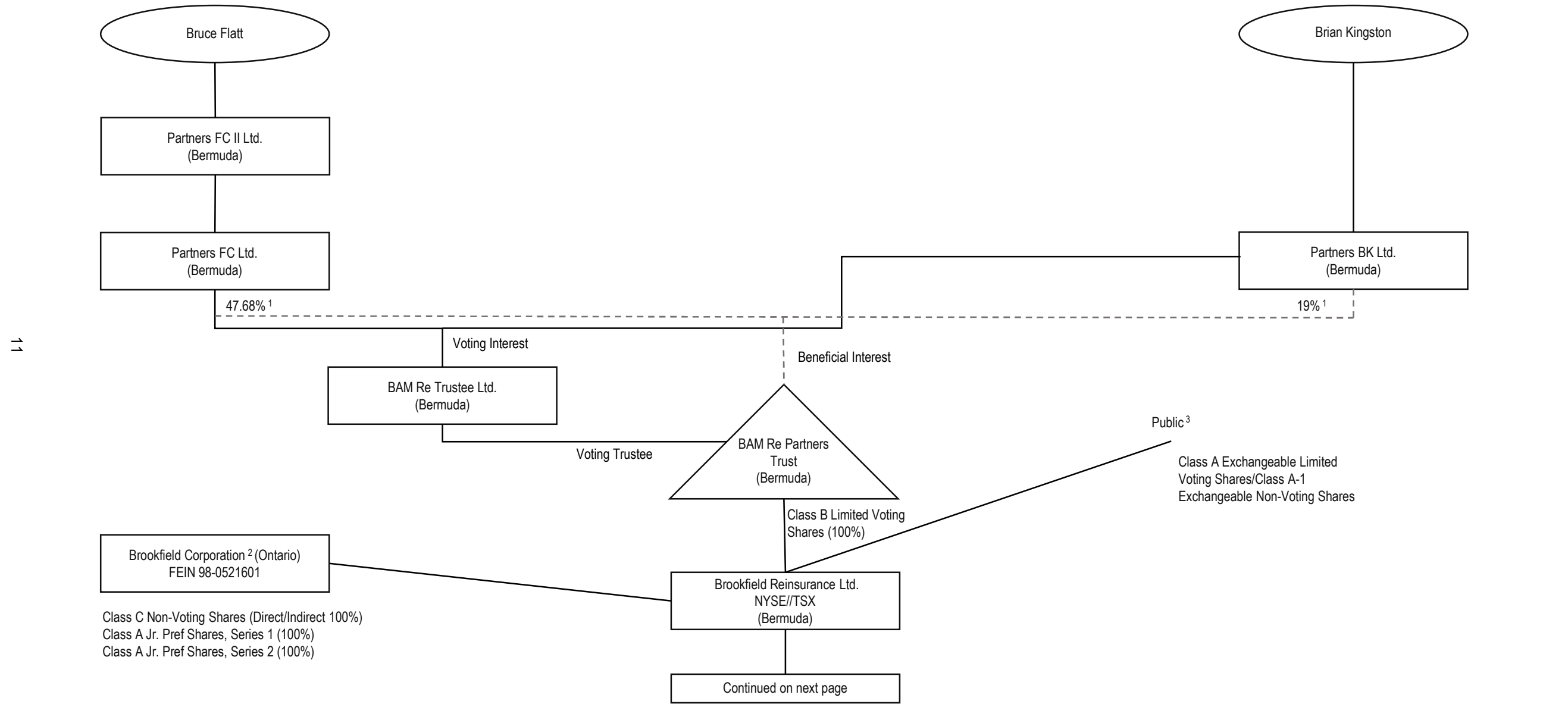
4. Q - Qualified - Qualified or accredited reinsurer.....

5. D - Domestic Surplus Lines Insurer (DSLI) - Reporting entities authorized to write surplus lines in the state of domicile.....

51 6. N - None of the above - Not allowed to write business in the state.....

5

SCHEDULE Y - INFORMATION CONCERNING ACTIVITIES OF INSURER MEMBERS OF A HOLDING COMPANY GROUP
PART 1 - ORGANIZATIONAL CHART AS OF 6/30/2024



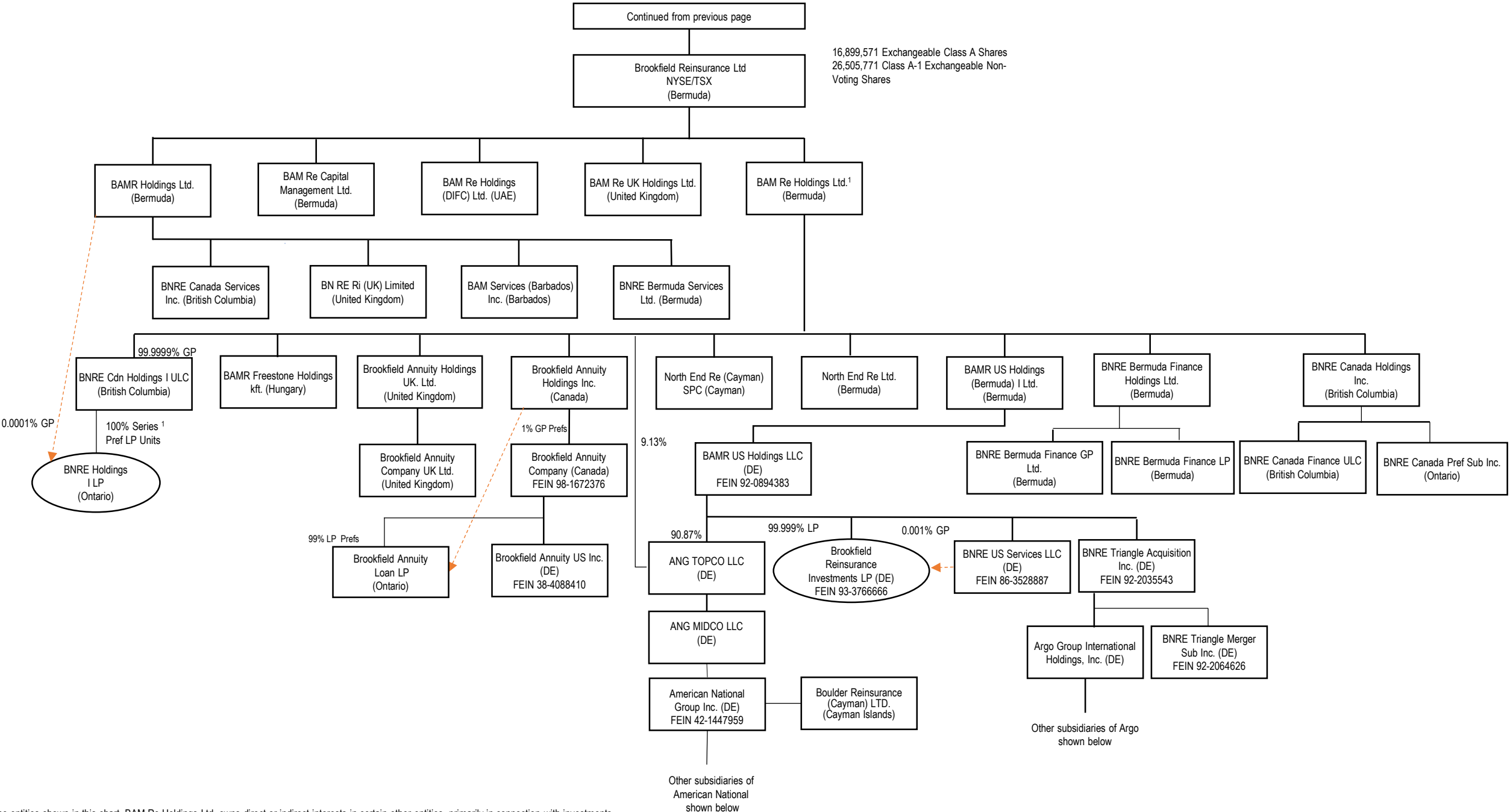
¹ This percentage represents both the percentage of beneficial interest in the BAM Re Partners Trust and the percentage of voting interest in BAM Re Trustee Ltd., which are the same percentage numbers. The remaining 33.32% beneficial interest in BAM Re Partners Trust and 33.32% voting interest in its trustee, BAM Re Trustee, is held through entities owned by (i) Sachin Shah (6.66%), (ii) Anuj Ranjan (6.66%), (iii) Connor Teskey (6.66%), (iv) Cyrus Madon (6.66%) and (v) Sam Pollock (6.66%).

² Pursuant to Commissioner's Order No. 2022-7321 (HCS No. 1130540), Brookfield Corporation is not a control person within the Registrants' holding company system, however Brookfield Corporation is included in this organizational chart due to certain commitments made by Brookfield Corporation in connection with its disclaimer of affiliation filing.

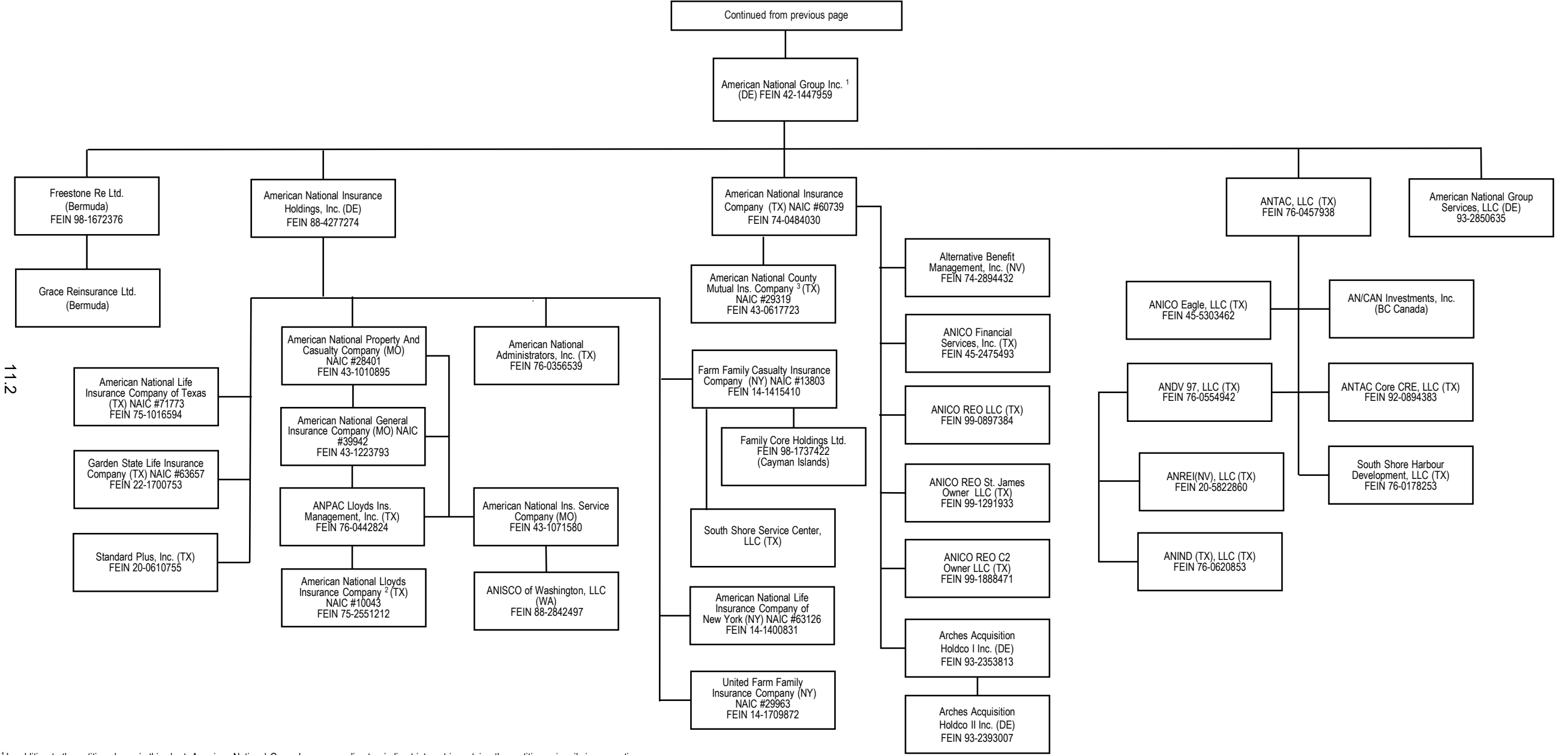
³ To the Company's knowledge based on filings made with the SEC as of the date hereof, Bruce Flatt is the only person holding 10% or more of the voting power of the Brookfield Reinsurance Ltd. Class A Shares

SCHEDULE Y - INFORMATION CONCERNING ACTIVITIES OF INSURER MEMBERS OF A HOLDING COMPANY GROUP
PART 1 - ORGANIZATIONAL CHART AS OF 6/30/2024

11.1



SCHEDULE Y - INFORMATION CONCERNING ACTIVITIES OF INSURER MEMBERS OF A HOLDING COMPANY GROUP
PART 1 - ORGANIZATIONAL CHART AS OF 6/30/2024

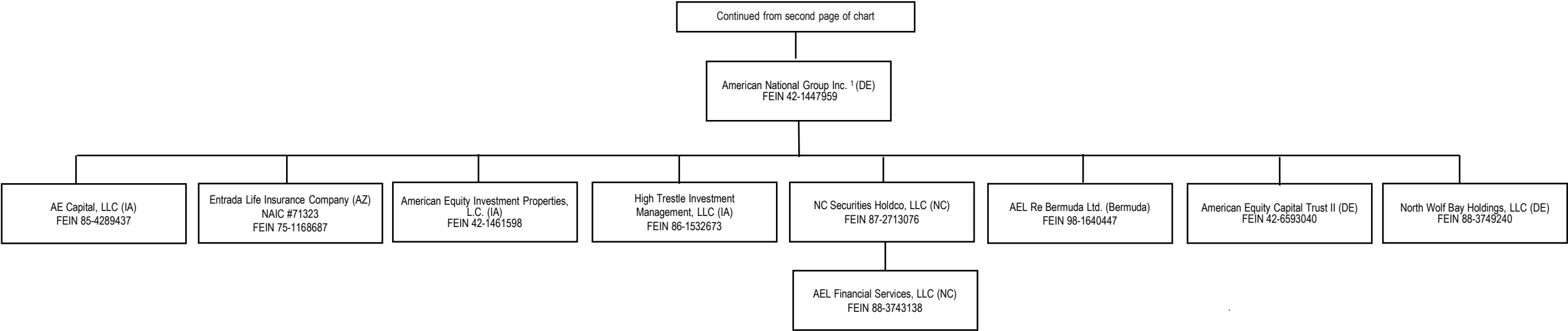


¹ In addition to the entities shown in this chart, American National Group Inc. owns a direct or indirect interest in certain other entities, primarily in connection with real estate and other investments.

² Not a subsidiary company, but managed by ANPAC Lloyds Insurance Management, Inc.

³ Not a subsidiary company but managed by American National Insurance Company.

SCHEDULE Y - INFORMATION CONCERNING ACTIVITIES OF INSURER MEMBERS OF A HOLDING COMPANY GROUP
PART 1 - ORGANIZATIONAL CHART AS OF 6/30/2024



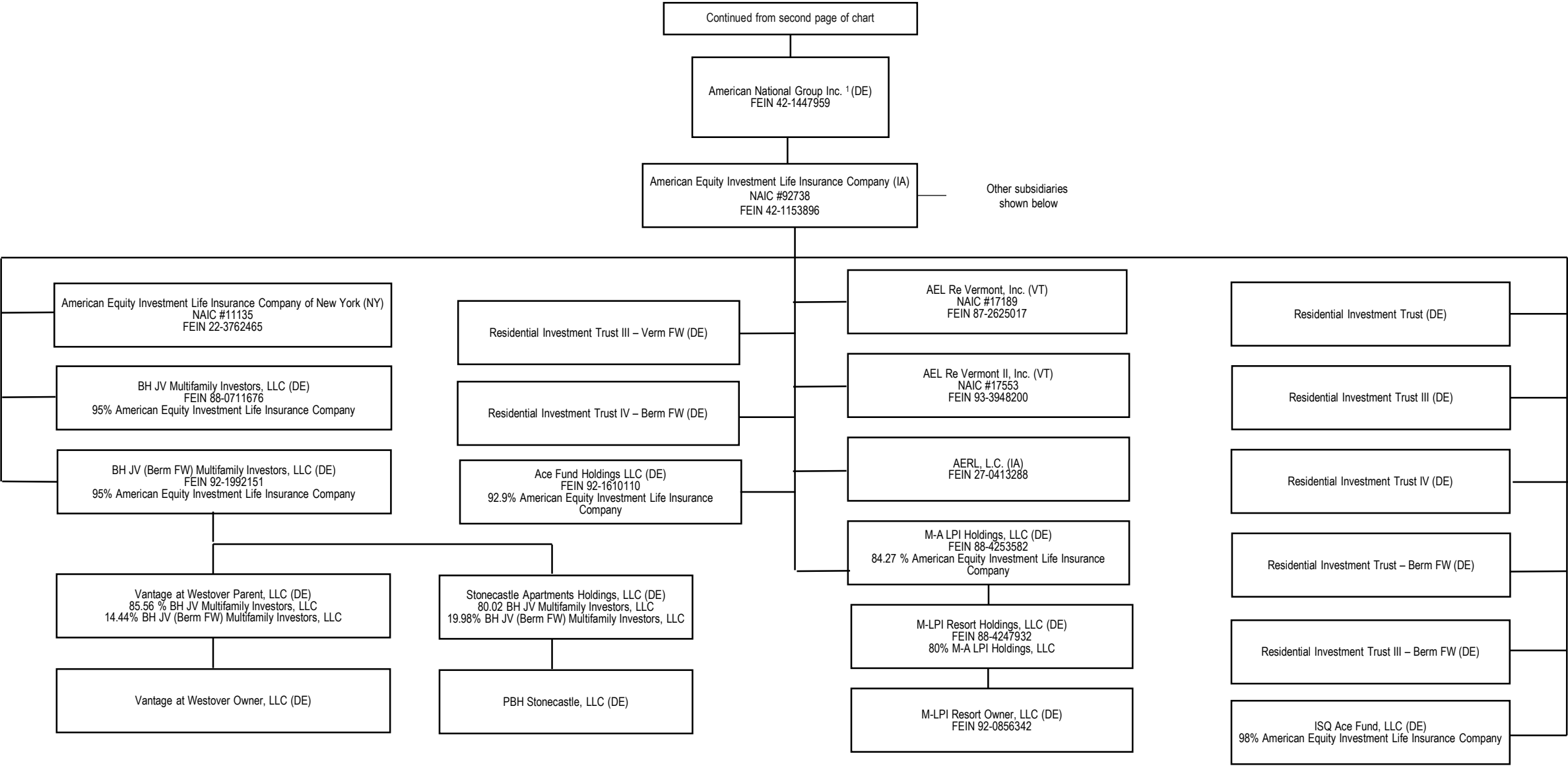
11.3

¹ In addition to the entities shown in this chart, American National Group Inc. owns a direct or indirect interest in certain other entities, primarily in connection with real estate and other investments.

Note: All subsidiaries are wholly owned, except as noted.

SCHEDULE Y - INFORMATION CONCERNING ACTIVITIES OF INSURER MEMBERS OF A HOLDING COMPANY GROUP
PART 1 - ORGANIZATIONAL CHART AS OF 6/30/2024

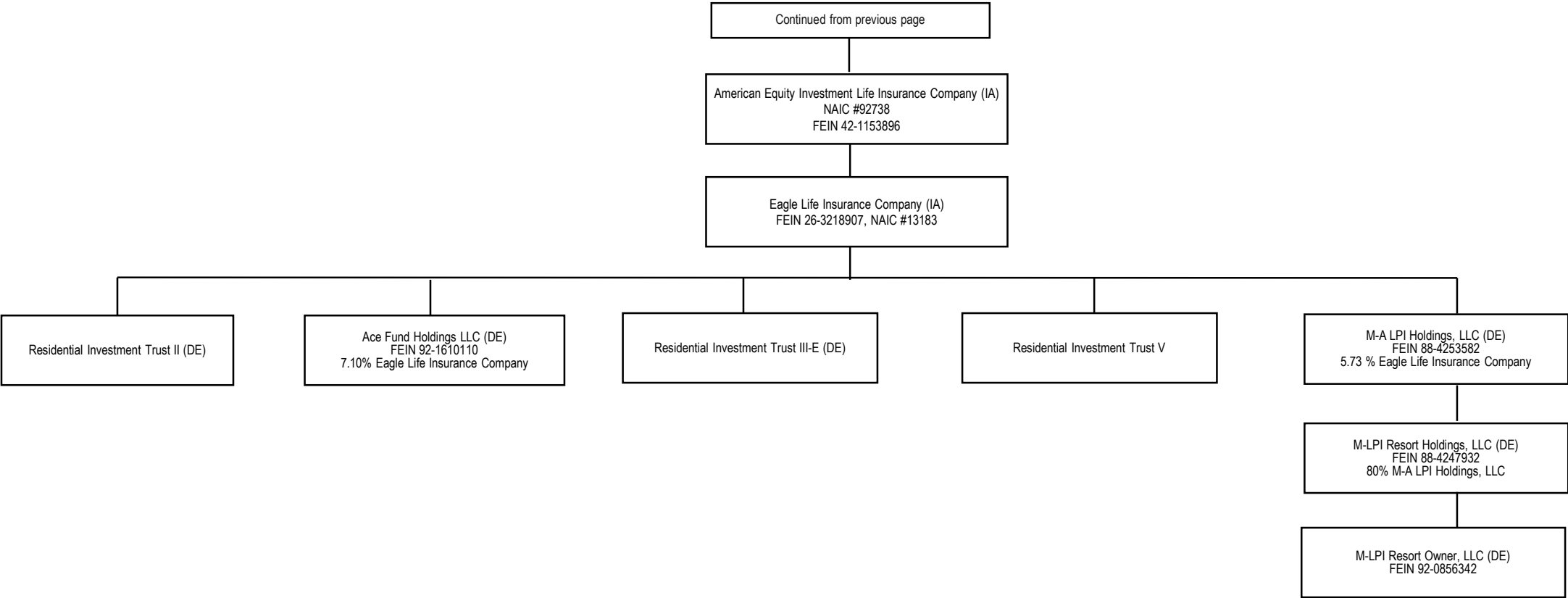
11.4



¹ In addition to the entities shown in this chart, American National Group Inc. owns a direct or indirect interest in certain other entities, primarily in connection with real estate and other investments.

Note: All subsidiaries are wholly owned, except as noted.

SCHEDULE Y - INFORMATION CONCERNING ACTIVITIES OF INSURER MEMBERS OF A HOLDING COMPANY GROUP
PART 1 - ORGANIZATIONAL CHART AS OF 6/30/2024



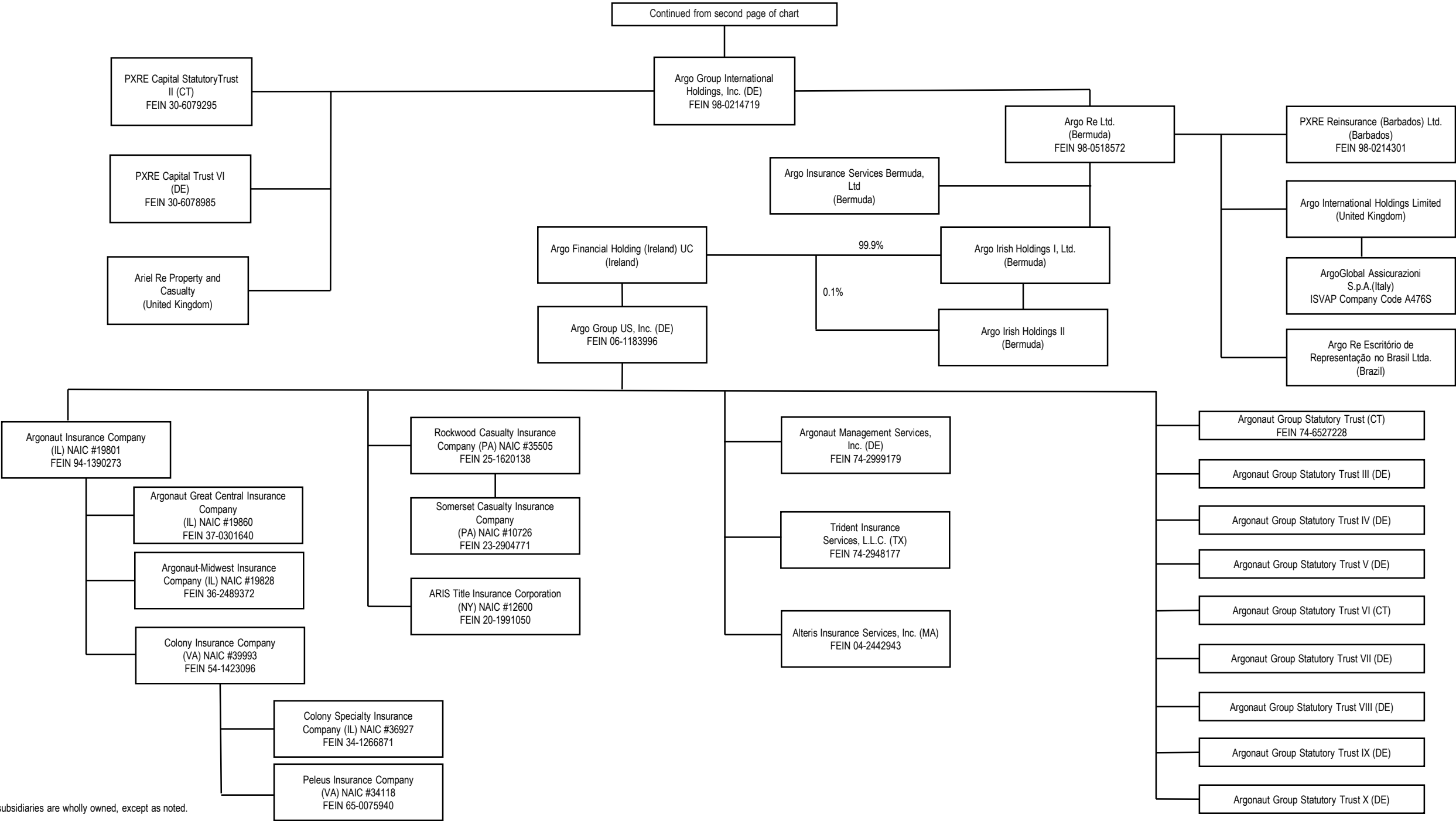
11.5

¹ In addition to the entities shown in this chart, American National Group Inc. owns a direct or indirect interest in certain other entities, primarily in connection with real estate and other investments.

Note: All subsidiaries are wholly owned, except as noted.

SCHEDULE Y - INFORMATION CONCERNING ACTIVITIES OF INSURER MEMBERS OF A HOLDING COMPANY GROUP
PART 1 - ORGANIZATIONAL CHART AS OF 6/30/2024

116



Note: All subsidiaries are wholly owned, except as noted.

STATEMENT AS OF JUNE 30, 2024 OF THE American National Lloyds Insurance Company

SCHEDULE Y
PART 1A - DETAIL OF INSURANCE HOLDING COMPANY SYSTEM

1	2	3	4	5	6	7	8	9	10	11	12 Type of Control (Ownership, Board, Management, Attorney-in-Fact, Influence, Other)	13 If Control is Owner- ship Provide Percent- age	14 Ultimate Controlling Entity(ies)/Person(s)	15 Is an SCA Filing Re- quired? (Yes/No)	16 *
Group Code	Group Name	NAIC Company Code	ID Number	Federal RSSD	CIK	Name of Securities Exchange if Publicly Traded (U.S. or International)	Names of Parent, Subsidiaries Or Affiliates	Domi- ciliary Loca- tion	Relation- ship to Reporting Entity	Directly Controlled by (Name of Entity/Person)					
. 0408 ...	Brookfield Reinsurance Ltd. Group 60739	74-0484030 ..	1343722	0	American National Insurance Company TX..... IA.....	American National Group Inc.	Ownership.....	100.000 ...	Brookfield Reinsurance Ltd. NO..... 1
. 0408 ...	Brookfield Reinsurance Ltd. Group 71773	75-1016594 ..	1343731	0	American National Life Insurance Company of Texas TX..... IA.....	American National Insurance Holdings, Inc.	Ownership.....	100.000 ...	Brookfield Reinsurance Ltd. NO..... 1
. 0408 ...	Brookfield Reinsurance Ltd. Group 63657	22-1700753 0	Garden State Life Insurance Company TX..... IA.....	American National Insurance Holdings, Inc.	Ownership.....	100.000 ...	Brookfield Reinsurance Ltd. NO..... 1
. 0408 ...	Brookfield Reinsurance Ltd. Group 63126	14-1400831 0	American National Life Insurance Company of New York NY..... IA.....	American National Insurance Holdings, Inc.	Ownership.....	100.000 ...	Brookfield Reinsurance Ltd. NO..... 1
. 0408 ...	Brookfield Reinsurance Ltd. Group 13803	14-1415410 0	Farm Family Casualty Insurance Company NY..... IA.....	American National Insurance Holdings, Inc.	Ownership.....	100.000 ...	Brookfield Reinsurance Ltd. NO..... 1
. 0408 ...	Brookfield Reinsurance Ltd. Group 29963	14-1709872 0	United Farm Family Insurance Company NY..... IA.....	American National Insurance Holdings, Inc.	Ownership.....	100.000 ...	Brookfield Reinsurance Ltd. NO..... 1
. 0408 ...	Brookfield Reinsurance Ltd. Group 28401	43-1010895 ..	1343946	0	American National Property and Casualty Company MO..... IA.....	American National Property and Casualty Company	Ownership.....	100.000 ...	Brookfield Reinsurance Ltd. NO..... 1
. 0408 ...	Brookfield Reinsurance Ltd. Group 39942	43-1223793 0	American National General Insurance Company American National County Mutual Insurance Company MO..... IA.....	American National Insurance Company	Ownership.....	100.000 ...	Brookfield Reinsurance Ltd. NO..... 1
. 0408 ...	Brookfield Reinsurance Ltd. Group 29319	43-0617723 0	American National Lloyds Insurance Company TX..... IA.....	ANPAC Lloyds Insurance Management, Inc.	Management.....	0.000 ...	Brookfield Reinsurance Ltd. NO..... 1
. 0408 ...	Brookfield Reinsurance Ltd. Group 10043	75-2551212 0	American National Group Inc. TX..... RE.....	ANPAC Lloyds Insurance Management, Inc.	Attorney-In-Fact.....	0.000 ...	Brookfield Reinsurance Ltd. NO..... 1
. 0408 ...	Brookfield Reinsurance Ltd. Group 00000	42-1447959 ..	3981379	1039828	NYSE	American National Group Inc. DE..... NIA.....	BAMR US Holdings LLC	Ownership.....	90.870 ...	Brookfield Reinsurance Ltd. NO..... 1
. 0408 ...	Brookfield Reinsurance Ltd. Group 00000	88-4277274 0	American National Insurance Holdings, Inc. DE..... NIA.....	American National Group Inc.	Ownership.....	100.000 ...	Brookfield Reinsurance Ltd. NO..... 1
. 0408 ...	Brookfield Reinsurance Ltd. Group 00000	76-0457938 0	ANTAC, LLC TX..... NIA.....	American National Group Inc.	Ownership.....	100.000 ...	Brookfield Reinsurance Ltd. NO..... 1
. 0408 ...	Brookfield Reinsurance Ltd. Group 00000	74-2894432 0	Alternative Benefit Management, Inc. NV..... NIA.....	American National Insurance Company	Ownership.....	100.000 ...	Brookfield Reinsurance Ltd. NO..... 1
. 0408 ...	Brookfield Reinsurance Ltd. Group 00000	45-2475493 0	ANICO Financial Services, Inc. TX..... NIA.....	American National Insurance Company	Ownership.....	100.000 ...	Brookfield Reinsurance Ltd. NO..... 1
. 0408 ...	Brookfield Reinsurance Ltd. Group 00000	76-0356539 0	American National Administrators, Inc. TX..... NIA.....	American National Insurance Holdings, Inc.	Ownership.....	100.000 ...	Brookfield Reinsurance Ltd. NO..... 1
. 0408 ...	Brookfield Reinsurance Ltd. Group 00000	43-1071580 0	American National Insurance Service Company MO..... NIA.....	American National Property and Casualty Company	Ownership.....	100.000 ...	Brookfield Reinsurance Ltd. NO..... 1
. 0408 ...	Brookfield Reinsurance Ltd. Group 00000	88-2842497 0	ANISCO of Washington, LLC WA..... NIA.....	American National Insurance Service Company	Ownership.....	100.000 ...	Brookfield Reinsurance Ltd. NO..... 1
. 0408 ...	Brookfield Reinsurance Ltd. Group 00000	76-0442824 0	ANPAC Lloyds Insurance Management, Inc. TX..... NIA.....	American National Property and Casualty Company	Ownership.....	100.000 ...	Brookfield Reinsurance Ltd. NO..... 1
. 0408 ...	Brookfield Reinsurance Ltd. Group 00000	76-0620853 0	ANIND TX, LLC TX..... NIA.....	ANDV 97, LLC	Ownership.....	100.000 ...	Brookfield Reinsurance Ltd. NO..... 1
. 0408 ...	Brookfield Reinsurance Ltd. Group 00000	20-5822860 0	ANREINV, LLC TX..... NIA.....	ANDV 97, LLC	Ownership.....	100.000 ...	Brookfield Reinsurance Ltd. NO..... 1
. 0408 ...	Brookfield Reinsurance Ltd. Group 00000	76-0554942 0	ANDV 97, LLC TX..... NIA.....	ANTAC, LLC	Ownership.....	100.000 ...	Brookfield Reinsurance Ltd. NO..... 1
. 0408 ...	Brookfield Reinsurance Ltd. Group 00000	45-5303462 0	ANICO Eagle, LLC TX..... NIA.....	ANTAC, LLC	Ownership.....	100.000 ...	Brookfield Reinsurance Ltd. NO..... 1
. 0408 ...	Brookfield Reinsurance Ltd. Group 00000	85-9332827 0	AN/CAN Investments, Inc. CAN..... NIA.....	ANTAC, LLC	Ownership.....	100.000 ...	Brookfield Reinsurance Ltd. NO..... 1
. 0408 ...	Brookfield Reinsurance Ltd. Group 00000	98-1672376 0	Freestone Re Ltd. BMJ..... IA.....	American National Group Inc.	Ownership.....	100.000 ...	Brookfield Reinsurance Ltd. NO..... 1
. 0408 ...	Brookfield Reinsurance Ltd. Group 00000	76-0178253 0	South Shore Harbour Development, LLC TX..... NIA.....	ANTAC, LLC	Ownership.....	100.000 ...	Brookfield Reinsurance Ltd. NO..... 1
. 0408 ...	Brookfield Reinsurance Ltd. Group 00000	20-0610755 0	Standard Plus, Inc. TX..... NIA.....	American National Insurance Holdings, Inc.	Ownership.....	100.000 ...	Brookfield Reinsurance Ltd. NO..... 1
. 0408 ...	Brookfield Reinsurance Ltd. Group 00000 0 0	Volta Holdings LP CYM..... NIA.....	BAMR Holdings Ltd.	Management.....	0.000 ...	Brookfield Reinsurance Ltd. NO..... 1
. 0408 ...	Brookfield Reinsurance Ltd. Group 00000	88-3889808 0	TX Wren LLC DE..... OTH.....	BAMR US Holdings LLC	Management.....	0.000 ...	Brookfield Reinsurance Ltd. NO..... 13
. 0408 ...	Brookfield Reinsurance Ltd. Group 00000	88-3871687 0	TX Newton LLC DE..... OTH.....	BAMR US Holdings LLC	Management.....	0.000 ...	Brookfield Reinsurance Ltd. NO..... 13
. 0408 ...	Brookfield Reinsurance Ltd. Group 00000	88-3921297 0	TX Leibniz LLC DE..... OTH.....	BAMR US Holdings LLC	Management.....	0.000 ...	Brookfield Reinsurance Ltd. NO..... 13
. 0408 ...	Brookfield Reinsurance Ltd. Group 00000	88-3957208 0	TX Kepler LLC DE..... OTH.....	BAMR US Holdings LLC	Management.....	0.000 ...	Brookfield Reinsurance Ltd. NO..... 13
. 0408 ...	Brookfield Reinsurance Ltd. Group 00000	88-3904685 0	TX Hooke LLC DE..... OTH.....	BAMR US Holdings LLC	Management.....	0.000 ...	Brookfield Reinsurance Ltd. NO..... 13
. 0408 ...	Brookfield Reinsurance Ltd. Group 00000	88-3971831 0	TX Galileo LLC DE..... OTH.....	BAMR US Holdings LLC	Management.....	0.000 ...	Brookfield Reinsurance Ltd. NO..... 13
. 0408 ...	Brookfield Reinsurance Ltd. Group 00000	80-0947060 0	Town Center Partners, Ltd. TX..... NIA.....	TC Blvd. Partners, LLC	Management.....	0.000 ...	Brookfield Reinsurance Ltd. NO..... 1
. 0408 ...	Brookfield Reinsurance Ltd. Group 00000	76-0444990 0	Town and Country Partnership TX..... NIA.....	ANDV 97, LLC	Ownership.....	72.210 ...	Brookfield Reinsurance Ltd. NO..... 1
. 0408 ...	Brookfield Reinsurance Ltd. Group 00000	46-3426560 0	TC Blvd. Partners, LLC TX..... NIA.....	ANICO Eagle, LLC	Ownership.....	87.680 ...	Brookfield Reinsurance Ltd. NO..... 1

STATEMENT AS OF JUNE 30, 2024 OF THE American National Lloyds Insurance Company

SCHEDULE Y
PART 1A - DETAIL OF INSURANCE HOLDING COMPANY SYSTEM

1	2	3	4	5	6	7	8	9	10	11	12	13	14	15	16
Group Code	Group Name	NAIC Company Code	ID Number	Federal RSSD	CIK	Name of Securities Exchange if Publicly Traded (U.S. or International)	Names of Parent, Subsidiaries Or Affiliates	Domi-ciliary Loca-tion	Rela-tion-ship to Reporting Entity	Directly Controlled by (Name of Entity/Person)	Type of Control (Ownership, Board, Management, Attorney-in-Fact, Influence, Other)	If Control is Owner-ship Provide Percen-tage	Ultimate Controlling Entity(ies)/Person(s)	Is an SCA Filing Re-quired? (Yes/No)	*
.0408 ...	Brookfield Reinsurance Ltd. Group00000	46-34326500	0	TC Blvd. Partners II, LLCTX.....	..NIA.....	ANICO Eagle, LLC	Ownership.....	..95.000	Brookfield Reinsurance Ltd.NO.....1
.0408 ...	Brookfield Reinsurance Ltd. Group00000	93-27320310	0	SG BNRe LLCDE.....	..OTH.....	Chamberlain Blane 2023-1 LLC	Ownership.....	..100.000	Brookfield Reinsurance Ltd.NO.....13
.0408 ...	Brookfield Reinsurance Ltd. Group000000	0	RLS Holdco, LLCDE.....	..OTH.....	American National Insurance Company	Ownership.....	..80.200	Brookfield Reinsurance Ltd.NO.....13
.0408 ...	Brookfield Reinsurance Ltd. Group000000	0	RLS Borrower, LLCDE.....	..OTH.....	RLS Holdco, LLC	Ownership.....	..100.000	Brookfield Reinsurance Ltd.NO.....13
.0408 ...	Brookfield Reinsurance Ltd. Group000000	0	Partners FC Ltd.BMJ.....	..NIA.....	Partners FC II Ltd.	Ownership.....	..100.000	Bruce FlattNO.....
.0408 ...	Brookfield Reinsurance Ltd. Group000000	0	Partners FC II Ltd.BMJ.....	..NIA.....	Bruce Flatt	Ownership.....	..100.000	Bruce FlattNO.....
.0408 ...	Brookfield Reinsurance Ltd. Group000000	0	Partners BK Ltd.BMJ.....	..NIA.....	Brian Kingston	Ownership.....	..100.000	Brian KingstonNO.....
.0408 ...	Brookfield Reinsurance Ltd. Group00000	98-17374290	0	One Liberty Plaza Property Holdings LimitedCYM.....	..OTH.....	Brookfield Reinsurance Investments LP	Ownership.....	..43.067	Brookfield Reinsurance Ltd.NO.....13 ...
.0408 ...	Brookfield Reinsurance Ltd. Group000000	0	North End Re Ltd.BMJ.....	..IA.....	BAM Re Holdings Ltd.	Ownership.....	..100.000	Brookfield Reinsurance Ltd.NO.....1
.0408 ...	Brookfield Reinsurance Ltd. Group000000	0	North End Re (Cayman) SPCCYM.....	..NIA.....	BAM Re Holdings Ltd.	Ownership.....	..100.000	Brookfield Reinsurance Ltd.NO.....1
.0408 ...	Brookfield Reinsurance Ltd. Group000000	0	NER Note Issuer 3 Ltd.CYM.....	..OTH.....	American National Insurance Company	Ownership.....	..76.000	Brookfield Reinsurance Ltd.NO.....13 ...
.0408 ...	Brookfield Reinsurance Ltd. Group000000	0	NER Note Issuer 2 Ltd.CYM.....	..OTH.....	American National Insurance Company	Ownership.....	..75.000	Brookfield Reinsurance Ltd.NO.....13 ...
.0408 ...	Brookfield Reinsurance Ltd. Group000000	0	NER Note Issuer 1 Ltd.CYM.....	..OTH.....	North End Re (Cayman) SPC	Ownership.....	..75.000	Brookfield Reinsurance Ltd.NO.....13 ...
.0408 ...	Brookfield Reinsurance Ltd. Group000000	0	NER Asset Holdco 3 Ltd.CYM.....	..OTH.....	NER Note Issuer 3 Ltd.	Ownership.....	..100.000	Brookfield Reinsurance Ltd.NO.....13 ...
.0408 ...	Brookfield Reinsurance Ltd. Group000000	0	NER Asset Holdco 2 Ltd.CYM.....	..OTH.....	NER Note Issuer 2 Ltd.	Ownership.....	..100.000	Brookfield Reinsurance Ltd.NO.....13 ...
.0408 ...	Brookfield Reinsurance Ltd. Group000000	0	NER Asset Holdco 1 Ltd.CYM.....	..OTH.....	NER Note Issuer 1 Ltd.	Ownership.....	..100.000	Brookfield Reinsurance Ltd.NO.....13 ...
.0408 ...	Brookfield Reinsurance Ltd. Group00000	20-82431640	0	MRPL Retail Partners, Ltd. (Shops at Bella Terra)TX.....	..NIA.....	ANICO Eagle, LLC	Ownership.....	..100.000	Brookfield Reinsurance Ltd.NO.....1
.0408 ...	Brookfield Reinsurance Ltd. Group00000	98-17377390	0	Lilia Property Holdings LtdCYM.....	..OTH.....	American National Property and Casualty Company	Ownership.....	..35.105	Brookfield Reinsurance Ltd.NO.....13 ...
.0408 ...	Brookfield Reinsurance Ltd. Group000000	0	LCM G Issuer, LPDE.....	..OTH.....	American National Insurance Company	Ownership.....	..100.000	Brookfield Reinsurance Ltd.NO.....13 ...
.0408 ...	Brookfield Reinsurance Ltd. Group00000	93-42887660	0	Johnston 2023-1, LLCDE.....	..OTH.....	American National Insurance Company	Ownership.....	..76.190	Brookfield Reinsurance Ltd.NO.....3
.0408 ...	Brookfield Reinsurance Ltd. Group00000	92-40096710	0	Isserlis 2023-1, LLCDE.....	..OTH.....	American National Insurance Company	Ownership.....	..76.190	Brookfield Reinsurance Ltd.NO.....3
.0408 ...	Brookfield Reinsurance Ltd. Group00000	92-39858610	0	Harrell 2023-1, LLCDE.....	..OTH.....	American National Insurance Company	Ownership.....	..76.190	Brookfield Reinsurance Ltd.NO.....3
.0408 ...	Brookfield Reinsurance Ltd. Group00000	98-17377780	0	Grace Property Holdings LimitedCYM.....	..OTH.....	Brookfield Reinsurance Investments LP	Ownership.....	..50.000	Brookfield Reinsurance Ltd.NO.....13 ...
.0408 ...	Brookfield Reinsurance Ltd. Group00000	20-49375090	0	Germann Road Land Development, LLCCO.....	..NIA.....	ANICO Eagle, LLC	Ownership.....	..100.000	Brookfield Reinsurance Ltd.NO.....1
.0408 ...	Brookfield Reinsurance Ltd. Group000000	0	Ewing Blane 2023-1 LLCDE.....	..OTH.....	Ewing Blane 2023-1 Holdco LLC	Ownership.....	..100.000	Brookfield Reinsurance Ltd.NO.....13 ...
.0408 ...	Brookfield Reinsurance Ltd. Group00000	99-15398630	0	Ewing Blane 2023-1 Holdco LLCDE.....	..NIA.....	American National Group Inc.	Ownership.....	..74.000	Brookfield Reinsurance Ltd.NO.....1
.0408 ...	Brookfield Reinsurance Ltd. Group00000	83-29640710	0	Eagle Tri County LLCTX.....	..NIA.....	Eagle IND., LP	Ownership.....	..100.000	Brookfield Reinsurance Ltd.NO.....1
.0408 ...	Brookfield Reinsurance Ltd. Group00000	76-06210690	0	Eagle IND., L.P.TX.....	..NIA.....	ANIND TX, LLC	Management.....	..0.000	Brookfield Reinsurance Ltd.NO.....1
.0408 ...	Brookfield Reinsurance Ltd. Group00000	83-29901470	0	Eagle Burleson Park LLCTX.....	..NIA.....	Eagle IND., LP	Ownership.....	..100.000	Brookfield Reinsurance Ltd.NO.....1
.0408 ...	Brookfield Reinsurance Ltd. Group00000	98-16850380	0	Dupre 2022-1, Ltd.CYM.....	..OTH.....	American National Insurance Company	Ownership.....	..100.000	Brookfield Reinsurance Ltd.NO.....13 ...
.0408 ...	Brookfield Reinsurance Ltd. Group000000	0	Dupre 2022-1, LLCDE.....	..OTH.....	Dupre 2022-1, Ltd.	Ownership.....	..100.000	Brookfield Reinsurance Ltd.NO.....13 ...
.0408 ...	Brookfield Reinsurance Ltd. Group000000	0	Chipman Industrial Park No. 1 Inc.CAN.....	..NIA.....	Chipman Development Corporation	Ownership.....	..100.000	Brookfield Reinsurance Ltd.NO.....1
.0408 ...	Brookfield Reinsurance Ltd. Group000000	0	Chipman Holdings, Inc.CAN.....	..OTH.....	AN/CAN Investments, Inc.	Ownership.....	..100.000	Brookfield Reinsurance Ltd.NO.....1
.0408 ...	Brookfield Reinsurance Ltd. Group000000	0	Chipman Development CorporationCAN.....	..NIA.....	AN/CAN Investments, Inc.	Ownership.....	..100.000	Brookfield Reinsurance Ltd.NO.....1
.0408 ...	Brookfield Reinsurance Ltd. Group000000	0	Chamberlain Blane 2023-1 LLCDE.....	..OTH.....	Chamberlain Blane 2023-1 Holdco LLC	Ownership.....	..100.000	Brookfield Reinsurance Ltd.NO.....13 ...
.0408 ...	Brookfield Reinsurance Ltd. Group00000	99-15156030	0	Chamberlain Blane 2023-1 Holdco LLCDE.....	..NIA.....	American National Group Inc.	Ownership.....	..66.000	Brookfield Reinsurance Ltd.NO.....1
.0408 ...	Brookfield Reinsurance Ltd. Group00000	98-16850050	0	Casals 2022-1, Ltd.CYM.....	..OTH.....	American National Insurance Company	Ownership.....	..81.000	Brookfield Reinsurance Ltd.NO.....13 ...
.0408 ...	Brookfield Reinsurance Ltd. Group000000	0	Casals 2022-1, LLCDE.....	..OTH.....	Casals 2022-1, Ltd.	Ownership.....	..100.000	Brookfield Reinsurance Ltd.NO.....13 ...
.0408 ...	Brookfield Reinsurance Ltd. Group00000	98-17482480	0	Cantor L.P.CYM.....	..OTH.....	American National Insurance Company	Ownership.....	..53.000	Brookfield Reinsurance Ltd.NO.....13 ...
.0408 ...	Brookfield Reinsurance Ltd. Group000000	0	Canadian Cottage Company Ltd.CAN.....	..NIA.....	Chipman Holdings, Inc.	Ownership.....	..100.000	Brookfield Reinsurance Ltd.NO.....1
.0408 ...	Brookfield Reinsurance Ltd. Group00000	98-16849890	0	Bylsma 2022-1, Ltd.CYM.....	..OTH.....	American National Insurance Company	Ownership.....	..81.000	Brookfield Reinsurance Ltd.NO.....13 ...
.0408 ...	Brookfield Reinsurance Ltd. Group000000	0	Bylsma 2022-1, LLCDE.....	..OTH.....	Bylsma 2022-1, Ltd.	Ownership.....	..100.000	Brookfield Reinsurance Ltd.NO.....13 ...
.0408 ...	Brookfield Reinsurance Ltd. Group00000	88-17730690	0	BVentures VTSCo S-D, LLCDE.....	..OTH.....	Chamberlain Blane 2023-1 LLC	Ownership.....	..85.990	Brookfield Reinsurance Ltd.NO.....13 ...
.0408 ...	Brookfield Reinsurance Ltd. Group00000	88-17464320	0	BVentures TruckCo S-C, LLCDE.....	..OTH.....	Chamberlain Blane 2023-1 LLC	Ownership.....	..85.990	Brookfield Reinsurance Ltd.NO.....13 ...
.0408 ...	Brookfield Reinsurance Ltd. Group000000	0	Bventures TruckCo CDL, LLCDE.....	..OTH.....	Chamberlain Blane 2023-1 LLC	Ownership.....	..86.000	Brookfield Reinsurance Ltd.NO.....13 ...
.0408 ...	Brookfield Reinsurance Ltd. Group00000	88-17866200	0	BVentures LeverCo S-B, LLCDE.....	..OTH.....	Chamberlain Blane 2023-1 LLC	Ownership.....	..85.990	Brookfield Reinsurance Ltd.NO.....13 ...
.0408 ...	Brookfield Reinsurance Ltd. Group00000	88-17505920	0	BVentures ClinicCo S-B, LLCDE.....	..OTH.....	Chamberlain Blane 2023-1 LLC	Ownership.....	..85.990	Brookfield Reinsurance Ltd.NO.....13 ...

STATEMENT AS OF JUNE 30, 2024 OF THE American National Lloyds Insurance Company

SCHEDULE Y
PART 1A - DETAIL OF INSURANCE HOLDING COMPANY SYSTEM

1	2	3	4	5	6	7	8	9	10	11	12	13	14	15	16
Group Code	Group Name	NAIC Company Code	ID Number	Federal RSSD	CIK	Name of Securities Exchange if Publicly Traded (U.S. or International)	Names of Parent, Subsidiaries Or Affiliates	Domi-ciliary Location	Relation-ship to Reporting Entity	Directly Controlled by (Name of Entity/Person)	Type of Control (Ownership, Board, Management, Attorney-in-Fact, Influence, Other)	If Control is Owner-ship Provide Percen-tage	Ultimate Controlling Entity(ies)/Person(s)	Is an SCA Filing Re-quired? (Yes/No)	*
.0408 ...	Brookfield Reinsurance Ltd. Group00000	0	BST Holdings 2022-3E LtdCYM.....	OTH.....	American National Insurance Company	Ownership.....	100.000 ...	Brookfield Reinsurance Ltd.NO.....	...13
.0408 ...	Brookfield Reinsurance Ltd. Group00000	0	BST Holdings 2022-2E LtdCYM.....	OTH.....	American National Insurance Company	Ownership.....	100.000 ...	Brookfield Reinsurance Ltd.NO.....	...13
.0408 ...	Brookfield Reinsurance Ltd. Group00000	0	BST Holdings 2022-1E LtdCYM.....	OTH.....	American National Insurance Company	Ownership.....	100.000 ...	Brookfield Reinsurance Ltd.NO.....	...13
.0408 ...	Brookfield Reinsurance Ltd. Group00000	0	BST Holding 2022-1, LLCDE.....	OTH.....	American National Insurance Company	Ownership.....	100.000 ...	Brookfield Reinsurance Ltd.NO.....	...13
.0408 ...	Brookfield Reinsurance Ltd. Group00000	98-1728314	0	BST Funding 2022-3E LtdCYM.....	OTH.....	BST Holdings 2022-3E Ltd	Ownership.....	100.000 ...	Brookfield Reinsurance Ltd.NO.....	...13
.0408 ...	Brookfield Reinsurance Ltd. Group00000	98-1728241	0	BST Funding 2022-2E LtdCYM.....	OTH.....	BST Holdings 2022-2E Ltd	Ownership.....	100.000 ...	Brookfield Reinsurance Ltd.NO.....	...13
.0408 ...	Brookfield Reinsurance Ltd. Group00000	98-1728206	0	BST Funding 2022-1E LtdCYM.....	OTH.....	BST Holdings 2022-1E Ltd	Ownership.....	100.000 ...	Brookfield Reinsurance Ltd.NO.....	...13
.0408 ...	Brookfield Reinsurance Ltd. Group00000	0	BST Funding 2022-1, LLCDE.....	OTH.....	BST Holding 2022-1, LLC	Ownership.....	100.000 ...	Brookfield Reinsurance Ltd.NO.....	...13
.0408 ...	Brookfield Reinsurance Ltd. Group00000	93-3493096	0	Brookfield Securities LLCDE.....	OTH.....	BAMR US Holdings LLC	Ownership.....	100.000 ...	Brookfield Reinsurance Ltd.NO.....	...13
.0408 ...	Brookfield Reinsurance Ltd. Group00000	20-1134768	1837429	NYSE, TSX	Brookfield Reinsurance Ltd.BMJ.....	NIA.....	BAM Re Partners Trust	Other.....	0.000 ...	Bruce Flatt and Brian KingstonNO.....	...2
.0408 ...	Brookfield Reinsurance Ltd. Group00000	93-3766666	0	Brookfield Reinsurance Investments LPDE.....	NIA.....	BNRE US Services LLC	Management.....	0.000 ...	Brookfield Reinsurance Ltd.NO.....	...1
.0408 ...	Brookfield Reinsurance Ltd. Group00000	0	Brookfield Capital Solutions LLCDE.....	NIA.....	BAMR US Holdings LLC	Ownership.....	100.000 ...	Brookfield Reinsurance Ltd.NO.....	...1
.0408 ...	Brookfield Reinsurance Ltd. Group00000	0	Brookfield Bermuda Real Estate JV LLCBMJ.....	NIA.....	BAM Re Bermuda Real Estate JV Member Ltd.	Ownership.....	49.000 ...	Brookfield Reinsurance Ltd.NO.....	...1
.0408 ...	Brookfield Reinsurance Ltd. Group00000	0	Brookfield Bermuda Real Estate Holdings Ltd.BMJ.....	NIA.....	Brookfield Bermuda Real Estate JV LLC	Ownership.....	100.000 ...	Brookfield Reinsurance Ltd.NO.....	...1
.0408 ...	Brookfield Reinsurance Ltd. Group00000	38-4088410	0	Brookfield Annuity US Inc.DE.....	NIA.....	Brookfield Annuity Company	Ownership.....	100.000 ...	Brookfield Reinsurance Ltd.NO.....	...1
.0408 ...	Brookfield Reinsurance Ltd. Group00000	0	Brookfield Annuity Holdings UK Ltd.GBR.....	NIA.....	BAM Re Holdings Ltd.	Ownership.....	100.000 ...	Brookfield Reinsurance Ltd.NO.....	...1
.0408 ...	Brookfield Reinsurance Ltd. Group00000	0	Brookfield Annuity Holdings Inc.CAN.....	NIA.....	BAM Re Holdings Ltd.	Ownership.....	100.000 ...	Brookfield Reinsurance Ltd.NO.....	...1
.0408 ...	Brookfield Reinsurance Ltd. Group00000	0	Brookfield Annuity Company UK Ltd.GBR.....	IA.....	Brookfield Annuity Holdings UK Ltd.	Ownership.....	100.000 ...	Brookfield Reinsurance Ltd.NO.....	...1
.0408 ...	Brookfield Reinsurance Ltd. Group00000	98-1672376	0	Brookfield Annuity CompanyCAN.....	IA.....	Brookfield Annuity Holdings Inc.	Ownership.....	100.000 ...	Brookfield Reinsurance Ltd.NO.....	...1
.0408 ...	Brookfield Reinsurance Ltd. Group00000	98-1774796	0	BREF VI Cayman 2 LPCYM.....	OTH.....	BAM Re Holdings Ltd.	Management.....	100.000 ...	Brookfield Reinsurance Ltd.NO.....	...13
.0408 ...	Brookfield Reinsurance Ltd. Group00000	98-1728948	0	BREF VI Cayman 1 LPCYM.....	OTH.....	BAM Re Holdings Ltd.	Management.....	100.000 ...	Brookfield Reinsurance Ltd.NO.....	...13
.0408 ...	Brookfield Reinsurance Ltd. Group00000	0	Brahms PP Interco 2022-1, LLCDE.....	OTH.....	Brahms PP 2022-1, LLC	Ownership.....	100.000 ...	Brookfield Reinsurance Ltd.NO.....	...13
.0408 ...	Brookfield Reinsurance Ltd. Group00000	0	Brahms PP 2022-1, LLCDE.....	OTH.....	BAMR US Holdings LLC	Management.....	0.000 ...	Brookfield Reinsurance Ltd.NO.....	...13
.0408 ...	Brookfield Reinsurance Ltd. Group00000	98-1748101	0	Boole L.P.CYM.....	OTH.....	American National Insurance Company	Ownership.....	54.000 ...	Brookfield Reinsurance Ltd.NO.....	...13
.0408 ...	Brookfield Reinsurance Ltd. Group00000	0	Boccherini F2 Interco 2022-1, LLCDE.....	OTH.....	Boccherini F2 2022-1, LLC	Ownership.....	100.000 ...	Brookfield Reinsurance Ltd.NO.....	...13
.0408 ...	Brookfield Reinsurance Ltd. Group00000	0	Boccherini F2 2022-1, LLCDE.....	OTH.....	BAMR US Holdings LLC	Management.....	0.000 ...	Brookfield Reinsurance Ltd.NO.....	...13
.0408 ...	Brookfield Reinsurance Ltd. Group00000	86-3528887	0	BNRE US Services LLCDE.....	NIA.....	BAMR US Holdings LLC	Ownership.....	100.000 ...	Brookfield Reinsurance Ltd.NO.....	...1
.0408 ...	Brookfield Reinsurance Ltd. Group00000	92-2064626	0	BNRE Triangle Merger Sub Inc.DE.....	NIA.....	BNRE Triangle Acquisition Inc.	Ownership.....	100.000 ...	Brookfield Reinsurance Ltd.NO.....	...1
.0408 ...	Brookfield Reinsurance Ltd. Group00000	92-2035543	0	BNRE Triangle Acquisition Inc.DE.....	NIA.....	BAMR US Holdings LLC	Ownership.....	100.000 ...	Brookfield Reinsurance Ltd.NO.....	...1
.0408 ...	Brookfield Reinsurance Ltd. Group00000	0	BNRE Services (Barbados) Inc.BRB.....	NIA.....	BAMR Holdings Ltd.	Ownership.....	100.000 ...	Brookfield Reinsurance Ltd.NO.....	...1
.0408 ...	Brookfield Reinsurance Ltd. Group00000	0	BNRE Holdings I LPCAN.....	NIA.....	BAM Re Holdings Ltd.	Ownership.....	100.000 ...	Brookfield Reinsurance Ltd.NO.....	...1
.0408 ...	Brookfield Reinsurance Ltd. Group00000	98-1773977	0	BNRE Cdn Holdings I LLCCAN.....	NIA.....	BAM Re Holdings Ltd.	Ownership.....	100.000 ...	Brookfield Reinsurance Ltd.NO.....	...1
.0408 ...	Brookfield Reinsurance Ltd. Group00000	0	BNRE Ventures TruckCo CDL, LLCDE.....	OTH.....	NER Asset Holdco 1 Ltd.	Ownership.....	33.333 ...	Brookfield Reinsurance Ltd.NO.....	...13
.0408 ...	Brookfield Reinsurance Ltd. Group00000	0	BNRE Ventures TruckCo CDL, LLCDE.....	OTH.....	NER Asset Holdco 2 Ltd.	Ownership.....	33.333 ...	Brookfield Reinsurance Ltd.NO.....	...13
.0408 ...	Brookfield Reinsurance Ltd. Group00000	0	BNRE Ventures TruckCo CDL, LLCDE.....	OTH.....	NER Asset Holdco 3 Ltd.	Ownership.....	33.333 ...	Brookfield Reinsurance Ltd.NO.....	...13
.0408 ...	Brookfield Reinsurance Ltd. Group00000	0	BNRE Bermuda Services Ltd.BMJ.....	NIA.....	BAMR Holdings Ltd.	Ownership.....	100.000 ...	Brookfield Reinsurance Ltd.NO.....	...1
.0408 ...	Brookfield Reinsurance Ltd. Group00000	98-1736669	0	BNRE 77G Holdings Ltd.BMJ.....	OTH.....	BAM Re Holdings Ltd.	Ownership.....	100.000 ...	Brookfield Reinsurance Ltd.NO.....	...13
.0408 ...	Brookfield Reinsurance Ltd. Group00000	0	BN RE Ri (UK) LimitedGBR.....	NIA.....	BAMR Holdings Ltd.	Ownership.....	100.000 ...	Brookfield Reinsurance Ltd.NO.....	...1
.0408 ...	Brookfield Reinsurance Ltd. Group00000	0	Blue Investment SPE Ltd.BMJ.....	NIA.....	Ltd.	Ownership.....	100.000 ...	Brookfield Reinsurance Ltd.NO.....	...1
.0408 ...	Brookfield Reinsurance Ltd. Group00000	0	BLI Pinehurst, LLCDE.....	OTH.....	BLI Pinehurst Mezz, LLC	Ownership.....	100.000 ...	Brookfield Reinsurance Ltd.NO.....	...13
.0408 ...	Brookfield Reinsurance Ltd. Group00000	0	BLI Pinehurst Mezz, LLCDE.....	OTH.....	BAMR US Holdings LLC	Management.....	0.000 ...	Brookfield Reinsurance Ltd.NO.....	...13
.0408 ...	Brookfield Reinsurance Ltd. Group00000	0	BGL PT, LLCDE.....	OTH.....	Brookfield Reinsurance Investments LP	Ownership.....	100.000 ...	Brookfield Reinsurance Ltd.NO.....	...13
.0408 ...	Brookfield Reinsurance Ltd. Group00000	88-1138054	0	BGL PT Land, LLCDE.....	OTH.....	Brookfield Reinsurance Investments LP	Ownership.....	100.000 ...	Brookfield Reinsurance Ltd.NO.....	...13
.0408 ...	Brookfield Reinsurance Ltd. Group00000	0	BGL Pinehurst, LLCDE.....	OTH.....	BAMR US Holdings LLC	Management.....	0.000 ...	Brookfield Reinsurance Ltd.NO.....	...13
.0408 ...	Brookfield Reinsurance Ltd. Group00000	0	BGL Pinehurst Land, LLCDE.....	OTH.....	BAMR US Holdings LLC	Management.....	0.000 ...	Brookfield Reinsurance Ltd.NO.....	...13
.0408 ...	Brookfield Reinsurance Ltd. Group00000	0	BFPL Toronto Property Holdings Inc.CAN.....	OTH.....	ANTAC Core CRE LLC	Ownership.....	35.722 ...	Brookfield Reinsurance Ltd.NO.....	...13
.0408 ...	Brookfield Reinsurance Ltd. Group00000	0	BFPL Calgary Property Holdings Inc.CAN.....	OTH.....	ANTAC Core CRE LLC	Ownership.....	34.217 ...	Brookfield Reinsurance Ltd.NO.....	...13

SCHEDULE Y
PART 1A - DETAIL OF INSURANCE HOLDING COMPANY SYSTEM

1	2	3	4	5	6	7	8	9	10	11	12	13	14	15	16
Group Code	Group Name	NAIC Company Code	ID Number	Federal RSSD	CIK	Name of Securities Exchange if Publicly Traded (U.S. or International)	Names of Parent, Subsidiaries Or Affiliates	Domi-ciliary Location	Relation-ship to Reporting Entity	Directly Controlled by (Name of Entity/Person)	Type of Control (Ownership, Board, Management, Attorney-in-Fact, Influence, Other)	If Control is Owner-ship Provide Percen-tage	Ultimate Controlling Entity(ies)/Person(s)	Is an SCA Filing Re-quired? (Yes/No)	*
.0408 ...	Brookfield Reinsurance Ltd. Group00000	0	BEP BID II Euro AIV L.P.CYM.....	..OTH.....	Brookfield Reinsurance Investments LP	Ownership.....	100.000 ...	Brookfield Reinsurance Ltd.NO.....13
.0408 ...	Brookfield Reinsurance Ltd. Group00000	0	BCS Holdings I LPDE.....	..OTH.....	BAMR US Holdings LLC	Ownership.....	99.000 ...	Brookfield Reinsurance Ltd.NO.....13
.0408 ...	Brookfield Reinsurance Ltd. Group00000	0	BCS Holdings GP LLCDE.....	..OTH.....	BAMR US Holdings LLC	Ownership.....	100.000 ...	Brookfield Reinsurance Ltd.NO.....13
.0408 ...	Brookfield Reinsurance Ltd. Group00000	0	Bay Adelaide Property Holdings Inc.CAN.....	..OTH.....	ANTAC Core CRE LLC	Ownership.....	35.837 ...	Brookfield Reinsurance Ltd.NO.....13
.0408 ...	Brookfield Reinsurance Ltd. Group00000	0	Bates Blane 2023-1 LLCDE.....	..OTH.....	Bates Blane 2023-1 Holdco LLC	Ownership.....	100.000 ...	Brookfield Reinsurance Ltd.NO.....13
.0408 ...	Brookfield Reinsurance Ltd. Group00000	99-1498708	0	Bates Blane 2023-1 Holdco LLCDE.....	..NIA.....	American National Group Inc.	Ownership.....	66.000 ...	Brookfield Reinsurance Ltd.NO.....1
.0408 ...	Brookfield Reinsurance Ltd. Group00000	92-0894383	0	BAMR US Holdings LLCDE.....	..NIA.....	BAMR US Holdings (Bermuda) I Ltd.	Ownership.....	100.000 ...	Brookfield Reinsurance Ltd.NO.....1
.0408 ...	Brookfield Reinsurance Ltd. Group00000	45-5303462	0	BAMR US Holdings (Bermuda) I Ltd.BMJ.....	..NIA.....	BAM Re Holdings Ltd.	Ownership.....	100.000 ...	Brookfield Reinsurance Ltd.NO.....1
.0408 ...	Brookfield Reinsurance Ltd. Group00000	0	BAMR Holdings Ltd.BMJ.....	..NIA.....	Brookfield Reinsurance Ltd.	Ownership.....	100.000 ...	Brookfield Reinsurance Ltd.NO.....1
.0408 ...	Brookfield Reinsurance Ltd. Group00000	0	BAMR Freestone Holdings kft.HUN.....	..NIA.....	BAM Re Holdings Ltd.	Ownership.....	100.000 ...	Brookfield Reinsurance Ltd.NO.....1
.0408 ...	Brookfield Reinsurance Ltd. Group00000	0	BAMR BID II US AIV LPCYM.....	..OTH.....	Brookfield Reinsurance Investments LP	Ownership.....	100.000 ...	Brookfield Reinsurance Ltd.NO.....13
.0408 ...	Brookfield Reinsurance Ltd. Group00000	93-2850635	0	American National Group Services, LLCDE.....	..NIA.....	American National Group Inc.	Ownership.....	100.000 ...	Brookfield Reinsurance Ltd.NO.....1
.0408 ...	Brookfield Reinsurance Ltd. Group00000	92-0894383	0	ANTAC Core CRE, LLCTX.....	..OTH.....	ANTAC, LLC	Ownership.....	100.000 ...	Brookfield Reinsurance Ltd.NO.....13
.0408 ...	Brookfield Reinsurance Ltd. Group00000	98-1737422	0	Family Core Holdings Ltd.CYM.....	..OTH.....	Farm Family Casualty Insurance Company	Ownership.....	100.000 ...	Brookfield Reinsurance Ltd.NO.....13
.0408 ...	Brookfield Reinsurance Ltd. Group00000	0	Grace Reinsurance LtdBMJ.....	..NIA.....	Freestone Re Ltd.	Ownership.....	100.000 ...	Brookfield Reinsurance Ltd.NO.....1
.0408 ...	Brookfield Reinsurance Ltd. Group00000	0	BAMR BID II AIV LPCYM.....	..OTH.....	American National Insurance Company	Ownership.....	100.000 ...	Brookfield Reinsurance Ltd.NO.....13
.0408 ...	Brookfield Reinsurance Ltd. Group00000	0	BAM Re UK Holdings Ltd.GBR.....	..NIA.....	Brookfield Reinsurance Ltd.	Ownership.....	100.000 ...	Brookfield Reinsurance Ltd.NO.....1
.0408 ...	Brookfield Reinsurance Ltd. Group00000	76-0178253	0	BAM Re Trustee Ltd.BMJ.....	..NIA.....	Partners FC Ltd.	Ownership.....	47.680 ...	Bruce FlattNO.....
.0408 ...	Brookfield Reinsurance Ltd. Group00000	20-0610755	0	BAMR Re Trustee Ltd.BMJ.....	..NIA.....	Partners BK Ltd.	Ownership.....	19.000 ...	Brian KingstonNO.....
.0408 ...	Brookfield Reinsurance Ltd. Group00000	98-1672376	0	BAM Re Partners TrustBMJ.....	..NIA.....	BAM Re Trustee Ltd.	Management.....	0.000 ...	Bruce Flatt and Brian KingstonNO.....
.0408 ...	Brookfield Reinsurance Ltd. Group00000	85-9332827	0	BAM Re Holdings Ltd.BMJ.....	..NIA.....	Brookfield Reinsurance Ltd.	Ownership.....	100.000 ...	Brookfield Reinsurance Ltd.NO.....1
.0408 ...	Brookfield Reinsurance Ltd. Group00000	0	BAM Re Holdings (DIFC) Ltd.ARE.....	..NIA.....	Brookfield Reinsurance Ltd.	Ownership.....	100.000 ...	Brookfield Reinsurance Ltd.NO.....1
.0408 ...	Brookfield Reinsurance Ltd. Group00000	0	BAM Re Capital Management Ltd.BMJ.....	..NIA.....	Brookfield Reinsurance Ltd.	Ownership.....	100.000 ...	Brookfield Reinsurance Ltd.NO.....1
.0408 ...	Brookfield Reinsurance Ltd. Group00000	0	BAM Re Bermuda Real Estate JV Member Ltd.BMJ.....	..OTH.....	BAM Re Holdings Ltd.	Ownership.....	49.000 ...	Brookfield Reinsurance Ltd.NO.....
.0408 ...	Brookfield Reinsurance Ltd. Group00000	0	BACH F1 Interco 2022-1, LLCDE.....	..OTH.....	Bach F1 2022-1, LLC	Ownership.....	100.000 ...	Brookfield Reinsurance Ltd.NO.....13
.0408 ...	Brookfield Reinsurance Ltd. Group00000	0	Bach F1 2022-1, LLCDE.....	..OTH.....	BAMR US Holdings LLC	Management.....	0.000 ...	Brookfield Reinsurance Ltd.NO.....13
.0408 ...	Brookfield Reinsurance Ltd. Group00000	93-2353813	0	Arches Acquisition Holdco I Inc.DE.....	..NIA.....	American National Insurance Company	Ownership.....	100.000 ...	Brookfield Reinsurance Ltd.NO.....1
.0408 ...	Brookfield Reinsurance Ltd. Group00000	93-2393007	0	Arches Acquisition Holdco II Inc.DE.....	..NIA.....	Arches Acquisition Holdco I Inc.	Ownership.....	100.000 ...	Brookfield Reinsurance Ltd.NO.....1
.0408 ...	Brookfield Reinsurance Ltd. Group00000	0	South Shore Service Center, LLCTX.....	..OTH.....	Farm Family Casualty Insurance Company	Ownership.....	100.000 ...	Brookfield Reinsurance Ltd.NO.....1
.0408 ...	Brookfield Reinsurance Ltd. Group00000	98-1691732	0	Atreides Paul Holdco 2022-1 Ltd.CYM.....	..OTH.....	American National Insurance Company	Ownership.....	100.000 ...	Brookfield Reinsurance Ltd.NO.....13
.0408 ...	Brookfield Reinsurance Ltd. Group00000	98-1695168	0	Atreides Paul 2022-1 Ltd.CYM.....	..OTH.....	Atreides Paul Holdco 2022-1 Ltd.	Ownership.....	100.000 ...	Brookfield Reinsurance Ltd.NO.....13
.0408 ...	Brookfield Reinsurance Ltd. Group00000	98-1691929	0	Atreides Leto Holdco 2022-1 Ltd.CYM.....	..OTH.....	American National Insurance Company	Ownership.....	100.000 ...	Brookfield Reinsurance Ltd.NO.....13
.0408 ...	Brookfield Reinsurance Ltd. Group00000	98-1694739	0	Atreides Leto 2022-1 Ltd.CYM.....	..OTH.....	Atreides Leto Holdco 2022-1 Ltd.	Ownership.....	100.000 ...	Brookfield Reinsurance Ltd.NO.....13
.0408 ...	Brookfield Reinsurance Ltd. Group00000	98-1693420	0	Atreides 2022-1 Ltd.CYM.....	..OTH.....	Atreides Leto Holdco 2022-1 Ltd.	Ownership.....	80.000 ...	Brookfield Reinsurance Ltd.NO.....13
.0408 ...	Brookfield Reinsurance Ltd. Group00000	0	Ashby Blane 2023-1 LLCDE.....	..OTH.....	Ashby Blane 2023-1 Holdco LLC	Ownership.....	100.000 ...	Brookfield Reinsurance Ltd.NO.....13
.0408 ...	Brookfield Reinsurance Ltd. Group00000	99-1478288	0	Ashby Blane 2023-1 Holdco LLCDE.....	..NIA.....	American National Group Inc.	Ownership.....	66.000 ...	Brookfield Reinsurance Ltd.NO.....1
.0408 ...	Brookfield Reinsurance Ltd. Group00000	0	Argerich Holdco 2022-1, LLCDE.....	..OTH.....	BAMR US Holdings LLC	Management.....	0.000 ...	Brookfield Reinsurance Ltd.NO.....13
.0408 ...	Brookfield Reinsurance Ltd. Group00000	0	Argerich 2022-1, LLCDE.....	..OTH.....	Argerich Holdco 2022-1, LLC	Ownership.....	100.000 ...	Brookfield Reinsurance Ltd.NO.....1
.0408 ...	Brookfield Reinsurance Ltd. Group00000	98-1748081	0	Archimedes L.P.CYM.....	..OTH.....	American National Insurance Company	Ownership.....	53.000 ...	Brookfield Reinsurance Ltd.NO.....13
.0408 ...	Brookfield Reinsurance Ltd. Group00000	0	ANG TOPCO I LLCDE.....	..NIA.....	BAMR US Holdings LLC	Ownership.....	100.000 ...	Brookfield Reinsurance Ltd.NO.....13
.0408 ...	Brookfield Reinsurance Ltd. Group00000	0	ANG MIDCO I LLCDE.....	..NIA.....	ANG TOPCO I LLC	Ownership.....	100.000 ...	Brookfield Reinsurance Ltd.NO.....13
.0408 ...	Brookfield Reinsurance Ltd. Group00000	26-4431276	0	ANCAP Jasper, LLCSC.....	..NIA.....	ANICO Eagle, LLC	Ownership.....	100.000 ...	Brookfield Reinsurance Ltd.NO.....1
.0408 ...	Brookfield Reinsurance Ltd. Group00000	26-4730727	0	ANCAP Jasper II, LLCSC.....	..NIA.....	ANICO Eagle, LLC	Ownership.....	100.000 ...	Brookfield Reinsurance Ltd.NO.....1
.0408 ...	Brookfield Reinsurance Ltd. Group00000	0	77G Propco LimitedNJ.....	..OTH.....	BNRE 77G Holdings Ltd.	Ownership.....	100.000 ...	Brookfield Reinsurance Ltd.NO.....13
.0408 ...	Brookfield Reinsurance Ltd. Group00000	93-1651948	0	225 Liberty REIT LLCDE.....	..OTH.....	225 Liberty Property Holdings Ltd.	Ownership.....	50.000 ...	Brookfield Reinsurance Ltd.NO.....13
.0408 ...	Brookfield Reinsurance Ltd. Group00000	98-1737984	0	225 Liberty Property Holdings Ltd.CYM.....	..OTH.....	ANTAC Core CRE LLC	Ownership.....	35.188 ...	Brookfield Reinsurance Ltd.NO.....13
.0408 ...	Brookfield Reinsurance Ltd. Group00000	0	2022 Titan Note Issuer LPDE.....	..OTH.....	American National Insurance Company	Ownership.....	100.000 ...	Brookfield Reinsurance Ltd.NO.....13
.0408 ...	Brookfield Reinsurance Ltd. Group00000	0	2022 IO Note Issuer LPDE.....	..OTH.....	American National Insurance Company	Ownership.....	100.000 ...	Brookfield Reinsurance Ltd.NO.....13
.0408 ...	Brookfield Reinsurance Ltd. Group00000	0	2022 Ganymede Note Issuer LPDE.....	..OTH.....	American National Insurance Company	Ownership.....	100.000 ...	Brookfield Reinsurance Ltd.NO.....13

STATEMENT AS OF JUNE 30, 2024 OF THE American National Lloyds Insurance Company

SCHEDULE Y
PART 1A - DETAIL OF INSURANCE HOLDING COMPANY SYSTEM

1	2	3	4	5	6	7	8	9	10	11	12	13	14	15	16
Group Code	Group Name	NAIC Company Code	ID Number	Federal RSSD	CIK	Name of Securities Exchange if Publicly Traded (U.S. or International)	Names of Parent, Subsidiaries Or Affiliates	Domi-ciliary Location	Relation-ship to Reporting Entity	Directly Controlled by (Name of Entity/Person)	Type of Control (Ownership, Board, Management, Attorney-in-Fact, Influence, Other)	If Control is Owner-ship Provide Percen-tage	Ultimate Controlling Entity(ies)/Person(s)	Is an SCA Filing Re-quired? (Yes/No)	*
.0408 ...	Brookfield Reinsurance Ltd. Group00000	99-0897384	ANICO RE0 LLCTX.....	..NIA.....	American National Insurance Company	Ownership.....	100.000 ...	Brookfield Reinsurance Ltd.NO.....1
.0408 ...	Brookfield Reinsurance Ltd. Group00000	0	2022 Europa Note Issuer LPDE.....	..OTH.....	American National Insurance Company	Ownership.....	100.000 ...	Brookfield Reinsurance Ltd.NO.....13
.0408 ...	Brookfield Reinsurance Ltd. Group00000	0	2022 Ceres Note Issuer LPDE.....	..OTH.....	American National Insurance Company	Ownership.....	100.000 ...	Brookfield Reinsurance Ltd.NO.....13
.0408 ...	Brookfield Reinsurance Ltd. Group00000	98-0214719	Argo Group International Holdings, Inc.DE.....	..OTH.....	BNRE Triangle Acquisition Inc.	Ownership.....	100.000 ...	Brookfield Reinsurance Ltd.NO.....
.0408 ...	Brookfield Reinsurance Ltd. Group00000	30-6079295 ..	0	PXRE Capital Statutory Trust IICT.....	..NIA.....	Argo Group International Holdings, Inc. ...	Ownership.....	100.000 ...	Brookfield Reinsurance Ltd.NO.....
.0408 ...	Brookfield Reinsurance Ltd. Group00000	30-6078985 ..	0	PXRE Capital Statutory Trust VIDE.....	..NIA.....	Argo Group International Holdings, Inc. ...	Ownership.....	100.000 ...	Brookfield Reinsurance Ltd.NO.....
.0408 ...	Brookfield Reinsurance Ltd. Group00000	0	Ariel Re Property & CasualtyGBR.....	..NIA.....	Argo Group International Holdings, Inc. ...	Ownership.....	100.000 ...	Brookfield Reinsurance Ltd.NO.....
.0408 ...	Brookfield Reinsurance Ltd. Group00000	98-0518572	1436607	Argo Re Ltd.BMJ.....	Argo Group International Holdings, Inc. ...	Ownership.....	100.000 ...	Brookfield Reinsurance Ltd.NO.....
.0408 ...	Brookfield Reinsurance Ltd. Group00000	98-0214301 ..	0	PXRE Reinsurance (Barbados), Ltd.BRB.....	..NIA.....	Argo Re Ltd.	Ownership.....	100.000 ...	Brookfield Reinsurance Ltd.NO.....
.0408 ...	Brookfield Reinsurance Ltd. Group00000	0	Argo Re Escritório de Representação no Brasil Ltda.BRA.....	..NIA.....	Argo Re Ltd.	Ownership.....	100.000 ...	Brookfield Reinsurance Ltd.NO.....
.0408 ...	Brookfield Reinsurance Ltd. Group00000	0	Argo Insurance Services Bermuda, Ltd.BMJ.....	..NIA.....	Argo Re Ltd.	Ownership.....	100.000 ...	Brookfield Reinsurance Ltd.NO.....
.0408 ...	Brookfield Reinsurance Ltd. Group00000	0	Argo Irish Holdings I Ltd.BMJ.....	..OTH.....	Argo Re Ltd.	Ownership.....	100.000 ...	Brookfield Reinsurance Ltd.NO.....
.0408 ...	Brookfield Reinsurance Ltd. Group00000	0	Argo Irish Holdings IIBMJ.....	..NIA.....	Argo Irish Holdings I Ltd.	Ownership.....	100.000 ...	Brookfield Reinsurance Ltd.NO.....
.0408 ...	Brookfield Reinsurance Ltd. Group00000	0	Argo International Holdings LimitedGBR.....	..NIA.....	Argo Re Ltd.	Ownership.....	100.000 ...	Brookfield Reinsurance Ltd.NO.....
.0408 ...	Brookfield Reinsurance Ltd. Group00000	0	ArgoGlobal Assicurazioni S.p.A.ITA.....	..NIA.....	Argo International Holdings Limited	Ownership.....	100.000 ...	Brookfield Reinsurance Ltd.NO.....
.0408 ...	Brookfield Reinsurance Ltd. Group00000	0	Argo Financial Holding (Ireland) UCIRL.....	..NIA.....	Argo Irish Holdings I Ltd.	Ownership.....	99.900 ...	Brookfield Reinsurance Ltd.NO.....
.0408 ...	Brookfield Reinsurance Ltd. Group00000	0	Argo Financial Holding (Ireland) UCIRL.....	..NIA.....	Argo Irish Holdings II	Ownership.....	0.100 ...	Brookfield Reinsurance Ltd.NO.....
.0408 ...	Brookfield Reinsurance Ltd. Group00000	06-1183996 ..	0	Argo Group US, Inc.DE.....	..NIA.....	Argo Financial Holding (Ireland) UC	Ownership.....	100.000 ...	Brookfield Reinsurance Ltd.NO.....
.0408 ...	Brookfield Reinsurance Ltd. Group00000	74-6527228	1470439	Argonaut Group Statutory TrustCT.....	..NIA.....	Argo Group US, Inc.	Ownership.....	100.000 ...	Brookfield Reinsurance Ltd.NO.....
.0408 ...	Brookfield Reinsurance Ltd. Group00000	0	Argonaut Group Statutory Trust IIIDE.....	..NIA.....	Argo Group US, Inc.	Ownership.....	100.000 ...	Brookfield Reinsurance Ltd.NO.....
.0408 ...	Brookfield Reinsurance Ltd. Group00000	0	Argonaut Group Statutory Trust IVDE.....	..NIA.....	Argo Group US, Inc.	Ownership.....	100.000 ...	Brookfield Reinsurance Ltd.NO.....
.0408 ...	Brookfield Reinsurance Ltd. Group00000	0	Argonaut Group Statutory Trust VDE.....	..NIA.....	Argo Group US, Inc.	Ownership.....	100.000 ...	Brookfield Reinsurance Ltd.NO.....
.0408 ...	Brookfield Reinsurance Ltd. Group00000	0	Argonaut Group Statutory Trust VICT.....	..NIA.....	Argo Group US, Inc.	Ownership.....	100.000 ...	Brookfield Reinsurance Ltd.NO.....
.0408 ...	Brookfield Reinsurance Ltd. Group00000	0	Argonaut Group Statutory Trust VIIDE.....	..NIA.....	Argo Group US, Inc.	Ownership.....	100.000 ...	Brookfield Reinsurance Ltd.NO.....
.0408 ...	Brookfield Reinsurance Ltd. Group00000	0	Argonaut Group Statutory Trust VIIIDE.....	..NIA.....	Argo Group US, Inc.	Ownership.....	100.000 ...	Brookfield Reinsurance Ltd.NO.....
.0408 ...	Brookfield Reinsurance Ltd. Group00000	0	Argonaut Group Statutory Trust IXDE.....	..NIA.....	Argo Group US, Inc.	Ownership.....	100.000 ...	Brookfield Reinsurance Ltd.NO.....
.0408 ...	Brookfield Reinsurance Ltd. Group00000	0	Argonaut Group Statutory Trust XDE.....	..NIA.....	Argo Group US, Inc.	Ownership.....	100.000 ...	Brookfield Reinsurance Ltd.NO.....
.0408 ...	Brookfield Reinsurance Ltd. Group00000	74-2999179 ..	0	Argonaut Management Services, Inc.DE.....	..NIA.....	Argo Group US, Inc.	Ownership.....	100.000 ...	Brookfield Reinsurance Ltd.NO.....
.0408 ...	Brookfield Reinsurance Ltd. Group12600	20-1991050 ..	0	ARIS Title Insurance CorporationNY.....	..IA.....	Argo Group US, Inc.	Ownership.....	100.000 ...	Brookfield Reinsurance Ltd.NO.....
.0408 ...	Brookfield Reinsurance Ltd. Group00000	74-2948177 ..	0	Trident Insurance Services, L.L.C.TX.....	..NIA.....	Argo Group US, Inc.	Ownership.....	100.000 ...	Brookfield Reinsurance Ltd.NO.....
.0408 ...	Brookfield Reinsurance Ltd. Group00000	04-2442943 ..	0	Alteris Insurance Services, Inc.MA.....	..NIA.....	Argo Group US, Inc.	Ownership.....	100.000 ...	Brookfield Reinsurance Ltd.NO.....
.0408 ...	Brookfield Reinsurance Ltd. Group19801	94-1390273 ..	0	Argonaut Insurance CompanyIL.....	..IA.....	Argo Group US, Inc.	Ownership.....	100.000 ...	Brookfield Reinsurance Ltd.NO.....
.0408 ...	Brookfield Reinsurance Ltd. Group19828	36-2489372 ..	0	Argonaut-Midwest Insurance CompanyIL.....	..IA.....	Argonaut Insurance Company	Ownership.....	100.000 ...	Brookfield Reinsurance Ltd.NO.....
.0408 ...	Brookfield Reinsurance Ltd. Group19860	37-0301640 ..	0	Argonaut Great Central Insurance CompanyIL.....	..IA.....	Argonaut Insurance Company	Ownership.....	100.000 ...	Brookfield Reinsurance Ltd.NO.....
.0408 ...	Brookfield Reinsurance Ltd. Group39993	54-1423096 ..	0	Colony Insurance CompanyVA.....	..IA.....	Argonaut Insurance Company	Ownership.....	100.000 ...	Brookfield Reinsurance Ltd.NO.....
.0408 ...	Brookfield Reinsurance Ltd. Group34118	65-0075940 ..	0	Peleus Insurance CompanyVA.....	..IA.....	Colony Insurance Company	Ownership.....	100.000 ...	Brookfield Reinsurance Ltd.NO.....
.0408 ...	Brookfield Reinsurance Ltd. Group36927	34-1266871 ..	0	Colony Specialty Insurance CompanyIL.....	..IA.....	Colony Insurance Company	Ownership.....	100.000 ...	Brookfield Reinsurance Ltd.NO.....
.0408 ...	Brookfield Reinsurance Ltd. Group35505	25-1620138 ..	0	Rockwood Casualty Insurance CompanyPA.....	..IA.....	Argo Group US, Inc.	Ownership.....	100.000 ...	Brookfield Reinsurance Ltd.NO.....
.0408 ...	Brookfield Reinsurance Ltd. Group10726	23-2948177 ..	0	Somerset Casualty Insurance CompanyPA.....	..IA.....	Rockwood Casualty Insurance Company	Ownership.....	100.000 ...	Brookfield Reinsurance Ltd.NO.....
.0408 ...	Brookfield Reinsurance Ltd. Group00000	99-1888471 ..	0	ANICO RE0 C2 Owner LLCTX.....	..NIA.....	American National Insurance Company	Ownership.....	100.000 ...	Brookfield Reinsurance Ltd.NO.....1
.0408 ...	Brookfield Reinsurance Ltd. Group00000	99-1291933 ..	0	ANICO RE0 St. James Owner LLCTX.....	..NIA.....	American National Insurance Company	Ownership.....	100.000 ...	Brookfield Reinsurance Ltd.NO.....1
.0408 ...	Brookfield Reinsurance Ltd. Group00000	93-1665964 ..	0	200 Liberty REIT LLCDE.....	..OTH.....	200 Liberty Property Holdings Ltd.	Ownership.....	50.000 ...	Brookfield Reinsurance Ltd.NO.....13
.0408 ...	Brookfield Reinsurance Ltd. Group00000	98-1737992 ..	0	200 Liberty Property Holdings Ltd.CYM.....	..OTH.....	ANTAC Core CRE LLC	Ownership.....	34.845 ...	Brookfield Reinsurance Ltd.NO.....13
.0408 ...	Brookfield Reinsurance Ltd. Group00000	0	1363015 Alberta Ltd.CAN.....	..NIA.....	Chipman Development Corporation	Ownership.....	100.000 ...	Brookfield Reinsurance Ltd.NO.....1
.0408 ...	Brookfield Reinsurance Ltd. Group00000	20-8668116 ..	0	121 Village, Ltd.TX.....	..NIA.....	ANREINV, LLC	Management.....	0.000 ...	Brookfield Reinsurance Ltd.NO.....1
.0408 ...	Brookfield Reinsurance Ltd. Group00000	36-4814921 ..	0	121 Village Lots 2/3, Ltd.TX.....	..NIA.....	ANREINV, LLC	Management.....	0.000 ...	Brookfield Reinsurance Ltd.NO.....1
.0408 ...	Brookfield Reinsurance Ltd. Group00000	87-3288802 ..	0	121 Village Corner Development, Ltd.TX.....	..NIA.....	ANREINV, LLC	Management.....	0.000 ...	Brookfield Reinsurance Ltd.NO.....1
.0408 ...	Brookfield Reinsurance Ltd. Group00000	92-2374250 ..	0	1100 Ave of Americas REIT LLCDE.....	..OTH.....	1100 AoA Property Holdings Ltd.	Ownership.....	50.000 ...	Brookfield Reinsurance Ltd.NO.....13

STATEMENT AS OF JUNE 30, 2024 OF THE American National Lloyds Insurance Company

SCHEDULE Y
PART 1A - DETAIL OF INSURANCE HOLDING COMPANY SYSTEM

1	2	3	4	5	6	7	8	9	10	11	12 Type of Control (Ownership, Board, Management, Attorney-in-Fact, Influence, Other)	13 If Control is Owner- ship Provide Percen- tage	14 Ultimate Controlling Entity(ies)/Person(s)	15 Is an SCA Filing Re- quired? (Yes/No)	16 *
Group Code	Group Name	NAIC Company Code	ID Number	Federal RSSD	CIK	Name of Securities Exchange if Publicly Traded (U.S. or International)	Names of Parent, Subsidiaries Or Affiliates	Domi- ciliary Loca- tion	Relation- ship to Reporting Entity	Directly Controlled by (Name of Entity/Person)					
. 0408 ...	Brookfield Reinsurance Ltd. Group 00000	98-1737979	0	1100 AoA Property Holdings Ltd.CYM....OTH.....	ANTAC Core CRE LLC	Ownership.....	..36.015	Brookfield Reinsurance Ltd. NO.....13
. 0408 ...	Brookfield Reinsurance Ltd. Group	0	BNRE Canada Services Inc.CAN....NIA.....	BAMR Holdings Ltd.	Ownership.....	..100.000	Brookfield Reinsurance Ltd. NO.....1
. 0408 ...	Brookfield Reinsurance Ltd. Group 92738	42-1153896	American Equity Investment Life Insurance Company IA.....NIA.....	American National Group Inc.	Ownership.....	..100.000	Brookfield Reinsurance Ltd. NO.....
. 0408 ...	Brookfield Reinsurance Ltd. Group 11135	22-3762465	American Equity Investment Life Insurance Company of New York NY.....NIA.....	American Equity Investment Life Insurance Company	Ownership.....	..100.000	Brookfield Reinsurance Ltd. NO.....
. 0408 ...	Brookfield Reinsurance Ltd. Group 13183	26-3218907	Eagle Life Insurance Company IA.....NIA.....	American Equity Investment Life Insurance Company	Ownership.....	..100.000	Brookfield Reinsurance Ltd. NO.....
. 0408 ...	Brookfield Reinsurance Ltd. Group 17189	87-2625017	AEL Re Vermont Inc VT.....NIA.....	American Equity Investment Life Insurance Company	Ownership.....	..100.000	Brookfield Reinsurance Ltd. NO.....
. 0408 ...	Brookfield Reinsurance Ltd. Group 17553	93-3948200	AEL Re Vermont II Inc VT.....NIA.....	Company	Ownership.....	..100.000	Brookfield Reinsurance Ltd. NO.....
. 0408 ...	Brookfield Reinsurance Ltd. Group 71323	75-1168687	Entrada Life Insurance Company AZ.....NIA.....	American National Group Inc.	Ownership.....	..100.000	Brookfield Reinsurance Ltd. NO.....
. 0408 ...	Brookfield Reinsurance Ltd. Group	27-0413288	AERL, LC IA.....NIA.....	American Equity Investment Life Insurance Company	Ownership.....	..100.000	Brookfield Reinsurance Ltd. NO.....
. 0408 ...	Brookfield Reinsurance Ltd. Group	88-0711676	BH JV Multifamily Investors, LLC DE.....NIA.....	Company	Ownership.....	..95.000	Brookfield Reinsurance Ltd. NO.....
. 0408 ...	Brookfield Reinsurance Ltd. Group	Vantage at Westover Parent, LLC DE.....NIA.....	BH JV Multifamily Investors, LLC	Ownership.....	..85.560	Brookfield Reinsurance Ltd. NO.....
. 0408 ...	Brookfield Reinsurance Ltd. Group	Stonecastle Apartments Holdings, LLC DE.....NIA.....	BH JV Multifamily Investors, LLC	Ownership.....	..80.020	Brookfield Reinsurance Ltd. NO.....
. 0408 ...	Brookfield Reinsurance Ltd. Group	Residential Investment Trust DE.....NIA.....	American Equity Investment Life Insurance Company	Ownership.....	..100.000	Brookfield Reinsurance Ltd. NO.....
. 0408 ...	Brookfield Reinsurance Ltd. Group	Residential Investment Trust III DE.....NIA.....	American Equity Investment Life Insurance Company	Ownership.....	..100.000	Brookfield Reinsurance Ltd. NO.....
. 0408 ...	Brookfield Reinsurance Ltd. Group	Residential Investment Trust IV DE.....NIA.....	American Equity Investment Life Insurance Company	Ownership.....	..100.000	Brookfield Reinsurance Ltd. NO.....
. 0408 ...	Brookfield Reinsurance Ltd. Group	Residential Investment Trust –Berm FW DE.....NIA.....	American Equity Investment Life Insurance Company	Ownership.....	..100.000	Brookfield Reinsurance Ltd. NO.....
. 0408 ...	Brookfield Reinsurance Ltd. Group	Residential Investment Trust III – Berm FW DE.....NIA.....	American Equity Investment Life Insurance Company	Ownership.....	..100.000	Brookfield Reinsurance Ltd. NO.....
. 0408 ...	Brookfield Reinsurance Ltd. Group	Residential Investment Trust IV – Berm FW DE.....NIA.....	American Equity Investment Life Insurance Company	Ownership.....	..100.000	Brookfield Reinsurance Ltd. NO.....
. 0408 ...	Brookfield Reinsurance Ltd. Group	Residential Investment Trust III – Verm FW DE.....NIA.....	American Equity Investment Life Insurance Company	Ownership.....	..100.000	Brookfield Reinsurance Ltd. NO.....
. 0408 ...	Brookfield Reinsurance Ltd. Group	ISQ Ace Fund, LLC DE.....NIA.....	American Equity Investment Life Insurance Company	Ownership.....	..98.000	Brookfield Reinsurance Ltd. NO.....
. 0408 ...	Brookfield Reinsurance Ltd. Group	92-1992151	BH JV (Berm FW) Multifamily Investors, LLC DE.....NIA.....	American Equity Investment Life Insurance Company	Ownership.....	..95.000	Brookfield Reinsurance Ltd. NO.....
. 0408 ...	Brookfield Reinsurance Ltd. Group	92-1610110	Ace Fund Holdings LLC DE.....NIA.....	American Equity Investment Life Insurance Company	Ownership.....	..92.900	Brookfield Reinsurance Ltd. NO.....
. 0408 ...	Brookfield Reinsurance Ltd. Group	Vantage at Westover Parent, LLC DE.....NIA.....	BH JV (Berm FW) Multifamily Investors, LLC ..	Ownership.....	..14.440	Brookfield Reinsurance Ltd. NO.....
. 0408 ...	Brookfield Reinsurance Ltd. Group	Vantage at Westover Owner, LLC DE.....NIA.....	Vantage at Westover Parent, LLC	Ownership.....	..100.000	Brookfield Reinsurance Ltd. NO.....
. 0408 ...	Brookfield Reinsurance Ltd. Group	Stonecastle Apartments Holdings, LLC DE.....NIA.....	BH JV (Berm FW) Multifamily Investors, LLC ..	Ownership.....	..19.980	Brookfield Reinsurance Ltd. NO.....
. 0408 ...	Brookfield Reinsurance Ltd. Group	PBJ Stonecastle, LLC DE.....NIA.....	Stonecastle Apartments Holdings, LLC	Ownership.....	..100.000	Brookfield Reinsurance Ltd. NO.....
. 0408 ...	Brookfield Reinsurance Ltd. Group	88-4253582	M-A LPI Holdings, LLC DE.....NIA.....	American Equity Investment Life Insurance Company	Ownership.....	..84.270	Brookfield Reinsurance Ltd. NO.....
. 0408 ...	Brookfield Reinsurance Ltd. Group	Residential Investment Trust II DE.....NIA.....	Eagle Life Insurance Company	Ownership.....	..100.000	Brookfield Reinsurance Ltd. NO.....
. 0408 ...	Brookfield Reinsurance Ltd. Group	Residential Investment Trust III-E DE.....NIA.....	Eagle Life Insurance Company	Ownership.....	..100.000	Brookfield Reinsurance Ltd. NO.....
. 0408 ...	Brookfield Reinsurance Ltd. Group	Residential Investment Trust V DE.....NIA.....	Eagle Life Insurance Company	Ownership.....	..100.000	Brookfield Reinsurance Ltd. NO.....
. 0408 ...	Brookfield Reinsurance Ltd. Group	88-4253582	M-A LPI Holdings, LLC DE.....NIA.....	Eagle Life Insurance Company	Ownership.....	..5.730	Brookfield Reinsurance Ltd. NO.....
. 0408 ...	Brookfield Reinsurance Ltd. Group	88-4247932	M-LPI Resort Holdings, LLC DE.....NIA.....	M-A LPI Holdings, LLC	Ownership.....	..80.000	Brookfield Reinsurance Ltd. NO.....

STATEMENT AS OF JUNE 30, 2024 OF THE American National Lloyds Insurance Company

SCHEDULE Y
PART 1A - DETAIL OF INSURANCE HOLDING COMPANY SYSTEM

1	2	3	4	5	6	7	8	9	10	11	12	13	14	15	16
Group Code	Group Name	NAIC Company Code	ID Number	Federal RSSD	CIK	Name of Securities Exchange if Publicly Traded (U.S. or International)	Names of Parent, Subsidiaries Or Affiliates	Domi-ciliary Location	Relation-ship to Reporting Entity	Directly Controlled by (Name of Entity/Person)	Type of Control (Ownership, Board, Management, Attorney-in-Fact, Influence, Other)	If Control is Owner-ship Provide Perce-ntage	Ultimate Controlling Entity(ies)/Person(s)	Is an SCA Filing Re-quired? (Yes/No)	*
. 0408 ...	Brookfield Reinsurance Ltd. Group	92-1610110	Ace Fund Holdings LLCDE.....NIA.....	Eagle Life Insurance Company	Ownership.....	..7.100	Brookfield Reinsurance Ltd.NO.....
. 0408 ...	Brookfield Reinsurance Ltd. Group	92-0856342	M-LPI Resort Owner, LLCDE.....NIA.....	M-LPI Resort Holdings, LLC	Ownership.....	..100.000 ...	Brookfield Reinsurance Ltd.NO.....
. 0408 ...	Brookfield Reinsurance Ltd. Group	85-4289437	AE Capital, LLCIA.....NIA.....	American National Group Inc.	Ownership.....	..100.000 ...	Brookfield Reinsurance Ltd.NO.....
. 0408 ...	Brookfield Reinsurance Ltd. Group	98-1640447	AEL Re Bermuda LtdBMJ.....NIA.....	American National Group Inc.	Ownership.....	..100.000 ...	Brookfield Reinsurance Ltd.NO.....
. 0408 ...	Brookfield Reinsurance Ltd. Group	42-6593040	American Equity Capital Trust IIDE.....NIA.....	American National Group Inc.	Ownership.....	..100.000 ...	Brookfield Reinsurance Ltd.NO.....
. 0408 ...	Brookfield Reinsurance Ltd. Group	42-1461598	American Equity Investment Properties, L.C.IA.....NIA.....	American National Group Inc.	Ownership.....	..100.000 ...	Brookfield Reinsurance Ltd.NO.....
. 0408 ...	Brookfield Reinsurance Ltd. Group	86-1532673	High Trestle Investment Management, LLCIA.....NIA.....	American National Group Inc.	Ownership.....	..100.000 ...	Brookfield Reinsurance Ltd.NO.....
. 0408 ...	Brookfield Reinsurance Ltd. Group	88-3749240	North Wolf Bay Holdings, LLCDE.....NIA.....	American National Group Inc.	Ownership.....	..100.000 ...	Brookfield Reinsurance Ltd.NO.....
. 0408 ...	Brookfield Reinsurance Ltd. Group	87-2713076	NC Securities Holdco, LLCNC.....NIA.....	American National Group Inc.	Ownership.....	..100.000 ...	Brookfield Reinsurance Ltd.NO.....
. 0408 ...	Brookfield Reinsurance Ltd. Group	88-3743138	AEL Financial Services, LLCNC.....NIA.....	NC Securities Holdco, LLC	Ownership.....	..100.000 ...	Brookfield Reinsurance Ltd.NO.....
. 0408 ...	Brookfield Reinsurance Ltd. Group	BAM V Geneva LLCDE.....OTH.....	Bventures Holdco LLC	Ownership.....	..81.000	Brookfield Reinsurance Ltd.NO.....	..13 ...
. 0408 ...	Brookfield Reinsurance Ltd. Group	BNRE Canada Pref Sub Inc.CAN.....OTH.....	BNRE Canada Holdings Inc.	Ownership.....	..100.000 ...	Brookfield Reinsurance Ltd.NO.....	..13 ...
. 0408 ...	Brookfield Reinsurance Ltd. Group	BNRE Canada Holdings Inc.CAN.....OTH.....	BAM Re Holdings Ltd.	Ownership.....	..100.000 ...	Brookfield Reinsurance Ltd.NO.....	..13 ...
. 0408 ...	Brookfield Reinsurance Ltd. Group	BNRE Canada Finance ULCCAN.....OTH.....	BNRE Canada Holdings Inc.	Ownership.....	..100.000 ...	Brookfield Reinsurance Ltd.NO.....	..13 ...
. 0408 ...	Brookfield Reinsurance Ltd. Group	BNRE Bermuda Finance LPBMJ.....OTH.....	BNRE Bermuda Finance Holdings Ltd.	Ownership.....	..99.000	Brookfield Reinsurance Ltd.NO.....	..13 ...
. 0408 ...	Brookfield Reinsurance Ltd. Group	BNRE Bermuda Finance GP Ltd.BMJ.....OTH.....	BNRE Bermuda Finance Holdings Ltd.	Ownership.....	..100.000 ...	Brookfield Reinsurance Ltd.NO.....	..13 ...
. 0408 ...	Brookfield Reinsurance Ltd. Group	BNRE Bermuda Finance Holdings Ltd.BMJ.....OTH.....	BAM Re Holdings Ltd.	Ownership.....	..100.000 ...	Brookfield Reinsurance Ltd.NO.....	..13 ...
. 0408 ...	Brookfield Reinsurance Ltd. Group	Brookfield Annuity Loan LPCAN.....OTH.....	Brookfield Annuity Company	Ownership.....	..99.000	Brookfield Reinsurance Ltd.NO.....	..13 ...
. 0408 ...	Brookfield Reinsurance Ltd. Group	Bventures Holdco LLCDE.....OTH.....	Chamberlain Blane 2023-1 LLC	Ownership.....	..100.000 ...	Brookfield Reinsurance Ltd.NO.....	..13 ...
. 0408 ...	Brookfield Reinsurance Ltd. Group	American Equity Investment Life Insurance Company	Ownership.....	..100.000 ...	Brookfield Reinsurance Ltd.NO.....	..13 ...
. 0408 ...	Brookfield Reinsurance Ltd. Group	200 VESEY PROPERTY HOLDINGS LTD.CYM.....OTH.....	Brookfield Reinsurance Investments LP	Ownership.....	..47.200	Brookfield Reinsurance Ltd.NO.....	..13 ...
. 0408 ...	Brookfield Reinsurance Ltd. Group	5 MW Property Holdings Ltd.CYM.....OTH.....	American Equity Investment Life Insurance Company	Ownership.....	..77.600	Brookfield Reinsurance Ltd.NO.....	..13 ...
. 0408 ...	Brookfield Reinsurance Ltd. Group	Bay Adelaide North Property StructureCAN.....OTH.....	American Equity Investment Life Insurance Company	Ownership.....	..77.600	Brookfield Reinsurance Ltd.NO.....	..13 ...
. 0408 ...	Brookfield Reinsurance Ltd. Group	ALA MOANA PROPERTY HOLDINGS LTD.CYM.....OTH.....	American Equity Investment Life Insurance Company	Ownership.....	..65.000	Brookfield Reinsurance Ltd.NO.....	..13 ...
. 0408 ...	Brookfield Reinsurance Ltd. Group	TYSONS GALLERIA PROPERTY HOLDINGS LTD.CYM.....OTH.....	American Equity Investment Life Insurance Company	Ownership.....	..66.000	Brookfield Reinsurance Ltd.NO.....	..13 ...
. 0408 ...	Brookfield Reinsurance Ltd. Group	WOODLANDS MALL PROPERTY HOLDINGS LTD.CYM.....OTH.....	American Equity Investment Life Insurance Company	Ownership.....	..70.500	Brookfield Reinsurance Ltd.NO.....	..13 ...
. 0408 ...	Brookfield Reinsurance Ltd. Group	La Cantera Property Holdings Ltd.CYM.....OTH.....	American Equity Investment Life Insurance Company	Ownership.....	..61.400	Brookfield Reinsurance Ltd.NO.....	..13 ...
. 0408 ...	Brookfield Reinsurance Ltd. Group	JORDAN CREEK PROPERTY HOLDINGS LTD.CYM.....OTH.....	Brookfield Reinsurance Investments LP	Ownership.....	..47.200	Brookfield Reinsurance Ltd.NO.....	..13 ...
. 0408 ...	Brookfield Reinsurance Ltd. Group	2 MW Property Holdings Ltd.CYM.....OTH.....	American Equity Investment Life Insurance Company	Ownership.....	..64.800	Brookfield Reinsurance Ltd.NO.....	..13 ...
. 0408 ...	Brookfield Reinsurance Ltd. Group	WILLLOWBROOK PROPERTY HOLDINGS LTD.CYM.....OTH.....	American National Group Inc.	Ownership.....	..100.000 ...	Brookfield Reinsurance Ltd.NO.....	..13 ...
. 0408 ...	Brookfield Reinsurance Ltd. Group	BOULDER REINSURANCE (CAYMAN) LTDCYM.....OTH.....

Asterisk	Explanation
1	Bruce Platt and Brian Kingston are also ultimate controlling persons
2	BAM Re Partners Trust owns 100% of the Class B Limited Voting Shares of Brookfield Reinsurance Ltd.
3	Investment Special Purpose Vehicle

PART 1 - LOSS EXPERIENCE

Line of Business		Current Year to Date			4
		1 Direct Premiums Earned	2 Direct Losses Incurred	3 Direct Loss Percentage	Prior Year to Date Direct Loss Percentage
1.	Fire	532,414	725,288	136.2	134.7
2.1	Allied Lines	13,197,156	8,251,198	62.5	66.3
2.2	Multiple peril crop				
2.3	Federal flood				
2.4	Private crop				
2.5	Private flood	3,182			
3.	Farmowners multiple peril				
4.	Homeowners multiple peril	11,653,827	11,862,331	101.8	92.4
5.1	Commercial multiple peril (non-liability portion)	31,085,924	14,431,119	46.4	15.1
5.2	Commercial multiple peril (liability portion)	4,271,210	8,447,692	197.8	191.7
6.	Mortgage guaranty				
8.	Ocean marine				
9.1	Inland marine	585,551	175,324	29.9	185.7
9.2	Pet insurance				
10.	Financial guaranty				
11.1	Medical professional liability - occurrence				
11.2	Medical professional liability - claims-made				
12.	Earthquake				
13.1	Comprehensive (hospital and medical) individual				
13.2	Comprehensive (hospital and medical) group				
14.	Credit accident and health				
15.1	Vision only				
15.2	Dental only				
15.3	Disability income				
15.4	Medicare supplement				
15.5	Medicaid Title XIX				
15.6	Medicare Title XVIII				
15.7	Long-term care				
15.8	Federal employees health benefits plan				
15.9	Other health				
16.	Workers' compensation				
17.1	Other liability - occurrence	12,621,825	5,547,600	44.0	39.6
17.2	Other liability - claims-made				
17.3	Excess workers' compensation				
18.1	Products liability - occurrence				
18.2	Products liability - claims-made				
19.1	Private passenger auto no-fault (personal injury protection)				
19.2	Other private passenger auto liability				
19.3	Commercial auto no-fault (personal injury protection)				
19.4	Other commercial auto liability				
21.1	Private passenger auto physical damage				
21.2	Commercial auto physical damage				
22.	Aircraft (all perils)				
23.	Fidelity				
24.	Surety				
26.	Burglary and theft				
27.	Boiler and machinery				
28.	Credit	23,382,980	16,499,636	70.6	32.1
29.	International				
30.	Warranty				
31.	Reinsurance - Nonproportional Assumed Property	XXX	XXX	XXX	XXX
32.	Reinsurance - Nonproportional Assumed Liability	XXX	XXX	XXX	XXX
33.	Reinsurance - Nonproportional Assumed Financial Lines	XXX	XXX	XXX	XXX
34.	Aggregate write-ins for other lines of business				
35.	Totals	97,334,068	65,940,189	67.7	49.4
DETAILS OF WRITE-INS					
3401.				
3402.				
3403.				
3498.	Summary of remaining write-ins for Line 34 from overflow page				
3499.	Totals (Lines 3401 through 3403 plus 3498)(Line 34 above)				

STATEMENT AS OF JUNE 30, 2024 OF THE American National Lloyds Insurance Company

PART 2 - DIRECT PREMIUMS WRITTEN

Line of Business		1 Current Quarter	2 Current Year to Date	3 Prior Year Year to Date
1.	Fire	366,798	642,794	522,591
2.1	Allied Lines	6,273,742	13,811,374	12,710,199
2.2	Multiple peril crop			
2.3	Federal flood			
2.4	Private crop			
2.5	Private flood	279	3,182	16,521
3.	Farmowners multiple peril			
4.	Homeowners multiple peril	7,575,801	13,326,826	10,863,534
5.1	Commercial multiple peril (non-liability portion)	18,262,497	39,261,686	31,539,313
5.2	Commercial multiple peril (liability portion)	1,349,158	6,389,847	5,842,545
6.	Mortgage guaranty			
8.	Ocean marine			
9.1	Inland marine	333,773	758,901	633,047
9.2	Pet insurance			
10.	Financial guaranty			
11.1	Medical professional liability - occurrence			
11.2	Medical professional liability - claims-made			
12.	Earthquake			
13.1	Comprehensive (hospital and medical) individual			
13.2	Comprehensive (hospital and medical) group			
14.	Credit accident and health			
15.1	Vision only			
15.2	Dental only			
15.3	Disability income			
15.4	Medicare supplement			
15.5	Medicaid Title XIX			
15.6	Medicare Title XVIII			
15.7	Long-term care			
15.8	Federal employees health benefits plan			
15.9	Other health			
16.	Workers' compensation			
17.1	Other liability - occurrence	5,448,421	12,727,371	11,947,221
17.2	Other liability - claims-made			
17.3	Excess workers' compensation			
18.1	Products liability - occurrence			
18.2	Products liability - claims-made			
19.1	Private passenger auto no-fault (personal injury protection)			
19.2	Other private passenger auto liability			
19.3	Commercial auto no-fault (personal injury protection)			
19.4	Other commercial auto liability			
21.1	Private passenger auto physical damage			
21.2	Commercial auto physical damage			
22.	Aircraft (all perils)			
23.	Fidelity			
24.	Surety			
26.	Burglary and theft			
27.	Boiler and machinery			
28.	Credit	10,890,024	21,936,018	20,105,568
29.	International			
30.	Warranty			
31.	Reinsurance - Nonproportional Assumed Property	XXX	XXX	XXX
32.	Reinsurance - Nonproportional Assumed Liability	XXX	XXX	XXX
33.	Reinsurance - Nonproportional Assumed Financial Lines	XXX	XXX	XXX
34.	Aggregate write-ins for other lines of business			
35.	Totals	50,500,491	108,857,997	94,180,539
DETAILS OF WRITE-INS				
3401.			
3402.			
3403.			
3498.	Summary of remaining write-ins for Line 34 from overflow page			
3499.	Totals (Lines 3401 through 3403 plus 3498)(Line 34 above)			

STATEMENT AS OF JUNE 30, 2024 OF THE American National Lloyds Insurance Company

PART 3 (\$000 OMITTED)

LOSS AND LOSS ADJUSTMENT EXPENSE RESERVES SCHEDULE

	1	2	3	4	5	6	7	8	9	10	11	12	13											
Years in Which Losses Occurred	Prior Year-End Known Case Loss and LAE Reserves	Prior Year-End IBNR Loss and LAE Reserves	Total Prior Year-End Loss and LAE Reserves (Cols. 1+2)	2024 Loss and LAE Payments on Claims Reported as of Prior Year-End	2024 Loss and LAE Payments on Claims Unreported as of Prior Year-End	Total 2024 Loss and LAE Payments (Cols. 4+5)	Q.S. Date Known Case Loss and LAE Reserves on Claims Reported and Open as of Prior Year End	Q.S. Date Known Case Loss and LAE Reserves on Claims Reported or Reopened Subsequent to Prior Year End	Q.S. Date IBNR Loss and LAE Reserves	Total Q.S. Loss and LAE Reserves (Cols.7+8+9)	Prior Year-End Known Case Loss and LAE Reserves Developed (Savings)/ Deficiency (Cols.4+7 minus Col. 1)	Prior Year-End IBNR Loss and LAE Reserves Developed (Savings)/ Deficiency (Cols. 5+8+9 minus Col. 2)	Prior Year-End Total Loss and LAE Reserve Developed (Savings)/ Deficiency (Cols. 11+12)											
1. 2021 + Prior	4,654	2,096	6,750	4,152		4,152	3,554		2,846	6,400	3,052	750	3,802											
2. 2022	868	1,828	2,696	441	111	552	419	17	2,207	2,643	(8)	507	499											
3. Subtotals 2022 + Prior	5,522	3,924	9,446	4,593	111	4,704	3,973	17	5,053	9,043	3,044	1,257	4,301											
4. 2023	4,400	5,734	10,134	3,165	2,064	5,229	1,760	474	2,796	5,030	525	(400)	125											
5. Subtotals 2023 + Prior	9,922	9,658	19,580	7,758	2,175	9,933	5,733	491	7,849	14,073	3,569	857	4,426											
6. 2024	XXX	XXX	XXX	XXX	9,086	9,086	XXX	4,467	6,552	11,019	XXX	XXX	XXX											
7. Totals	9,922	9,658	19,580	7,758	11,261	19,019	5,733	4,958	14,401	25,092	3,569	857	4,426											
8. Prior Year-End Surplus As Regards Policyholders	70,637											Col. 11, Line 7 As % of Col. 1 Line 7	Col. 12, Line 7 As % of Col. 2 Line 7	Col. 13, Line 7 As % of Col. 3 Line 7										
												1. 36.0	2. 8.9	3. 22.6										
													Col. 13, Line 7 As a % of Col. 1 Line 8 4. 6.3											

STATEMENT AS OF JUNE 30, 2024 OF THE American National Lloyds Insurance Company

SUPPLEMENTAL EXHIBITS AND SCHEDULES INTERROGATORIES

The following supplemental reports are required to be filed as part of your statement filing. However, in the event that your company does not transact the type of business for which the special report must be filed, your response of NO to the specific interrogatory will be accepted in lieu of filing a "NONE" report and a bar code will be printed below. If the supplement is required of your company but is not being filed for whatever reason enter SEE EXPLANATION and provide an explanation following the interrogatory questions.


	Response
1. Will the Trusteed Surplus Statement be filed with the state of domicile and the NAIC with this statement?	NO
2. Will Supplement A to Schedule T (Medical Professional Liability Supplement) be filed with this statement?	NO
3. Will the Medicare Part D Coverage Supplement be filed with the state of domicile and the NAIC with this statement?	NO
4. Will the Director and Officer Insurance Coverage Supplement be filed with the state of domicile and the NAIC with this statement?	NO
AUGUST FILING	
5. Will the regulator-only (non-public) Communication of Internal Control Related Matters Noted in Audit be filed with the state of domicile and electronically with the NAIC (as a regulator-only non-public document) by August 1? The response for 1st and 3rd quarters should be N/A. A NO response resulting with a bar code is only appropriate in the 2nd quarter.	YES

Explanations:

1.
2.
3.
4.

Bar Codes:

1. Trusteed Surplus Statement [Document Identifier 490]
2. Supplement A to Schedule T [Document Identifier 455]
3. Medicare Part D Coverage Supplement [Document Identifier 365]
4. Director and Officer Supplement [Document Identifier 505]



NONE

SCHEDULE A - VERIFICATION

Real Estate

	1	2
	Year to Date	Prior Year Ended December 31
1. Book/adjusted carrying value, December 31 of prior year		
2. Cost of acquired:		
2.1 Actual cost at time of acquisition		
2.2 Additional investment made after acquisition		
3. Current year change in encumbrances		
4. Total gain (loss) on disposals		
5. Deduct amounts received on disposals		
6. Total foreign exchange change in book/adjusted carrying value		
7. Deduct current year's other than temporary impairment recognized		
8. Deduct current year's depreciation		
9. Book/adjusted carrying value at the end of current period (Lines 1+2+3+4-5+6-7-8)		
10. Deduct total nonadmitted amounts		
11. Statement value at end of current period (Line 9 minus Line 10)		

SCHEDULE B - VERIFICATION

Mortgage Loans

	1	2
	Year to Date	Prior Year Ended December 31
1. Book value/recorded investment excluding accrued interest, December 31 of prior year		
2. Cost of acquired:		
2.1 Actual cost at time of acquisition		
2.2 Additional investment made after acquisition		
3. Capitalized deferred interest and other		
4. Accrual of discount		
5. Unrealized valuation increase/(decrease)		
6. Total gain (loss) on disposals		
7. Deduct amounts received on disposals		
8. Deduct amortization of premium and mortgage interest paid and commitment fees		
9. Total foreign exchange change in book value/recorded investment excluding accrued interest		
10. Deduct current year's other than temporary impairment recognized		
11. Book value/recorded investment excluding accrued interest at end of current period (Lines 1+2+3+4+5+6-7-8+9-10)		
12. Total valuation allowance		
13. Subtotal (Line 11 plus Line 12)		
14. Deduct total nonadmitted amounts		
15. Statement value at end of current period (Line 13 minus Line 14)		

SCHEDULE BA - VERIFICATION

Other Long-Term Invested Assets

	1	2
	Year to Date	Prior Year Ended December 31
1. Book/adjusted carrying value, December 31 of prior year	2,800,000	
2. Cost of acquired:		
2.1 Actual cost at time of acquisition		3,300,000
2.2 Additional investment made after acquisition	3,400,000	3,950,000
3. Capitalized deferred interest and other		
4. Accrual of discount		
5. Unrealized valuation increase/(decrease)		
6. Total gain (loss) on disposals		
7. Deduct amounts received on disposals	3,600,000	4,450,000
8. Deduct amortization of premium and depreciation		
9. Total foreign exchange change in book/adjusted carrying value		
10. Deduct current year's other than temporary impairment recognized		
11. Book/adjusted carrying value at end of current period (Lines 1+2+3+4+5+6-7-8+9-10)	2,600,000	2,800,000
12. Deduct total nonadmitted amounts		
13. Statement value at end of current period (Line 11 minus Line 12)	2,600,000	2,800,000

SCHEDULE D - VERIFICATION

Bonds and Stocks

	1	2
	Year to Date	Prior Year Ended December 31
1. Book/adjusted carrying value of bonds and stocks, December 31 of prior year	74,851,814	82,136,979
2. Cost of bonds and stocks acquired	12,307	766,097
3. Accrual of discount	32,832	61,944
4. Unrealized valuation increase/(decrease)		29,121
5. Total gain (loss) on disposals		(18,523)
6. Deduct consideration for bonds and stocks disposed of	4,012,307	7,915,061
7. Deduct amortization of premium	87,489	208,743
8. Total foreign exchange change in book/adjusted carrying value		
9. Deduct current year's other than temporary impairment recognized		
10. Total investment income recognized as a result of prepayment penalties and/or acceleration fees		
11. Book/adjusted carrying value at end of current period (Lines 1+2+3+4+5-6-7+8-9+10)	70,797,157	74,851,814
12. Deduct total nonadmitted amounts		
13. Statement value at end of current period (Line 11 minus Line 12)	70,797,157	74,851,814

STATEMENT AS OF JUNE 30, 2024 OF THE American National Lloyds Insurance Company

SCHEDULE D - PART 1B

Showing the Acquisitions, Dispositions and Non-Trading Activity
During the Current Quarter for all Bonds and Preferred Stock by NAIC Designation

NAIC Designation	1 Book/Adjusted Carrying Value Beginning of Current Quarter	2 Acquisitions During Current Quarter	3 Dispositions During Current Quarter	4 Non-Trading Activity During Current Quarter	5 Book/Adjusted Carrying Value End of First Quarter	6 Book/Adjusted Carrying Value End of Second Quarter	7 Book/Adjusted Carrying Value End of Third Quarter	8 Book/Adjusted Carrying Value December 31 Prior Year
BONDS								
1. NAIC 1 (a)	71,224,939	75,532,466	75,142,624	90,165	71,224,939	71,704,946		71,240,062
2. NAIC 2 (a)	22,544,440				22,544,440	22,544,440		26,557,541
3. NAIC 3 (a)								
4. NAIC 4 (a)								
5. NAIC 5 (a)								
6. NAIC 6 (a)								
7. Total Bonds	93,769,379	75,532,466	75,142,624	90,165	93,769,379	94,249,386		97,797,603
PREFERRED STOCK								
8. NAIC 1								
9. NAIC 2								
10. NAIC 3								
11. NAIC 4								
12. NAIC 5								
13. NAIC 6								
14. Total Preferred Stock								
15. Total Bonds and Preferred Stock	93,769,379	75,532,466	75,142,624	90,165	93,769,379	94,249,386		97,797,603

(a) Book/Adjusted Carrying Value column for the end of the current reporting period includes the following amount of short-term and cash equivalent bonds by NAIC designation:
NAIC 1 \$ 23,452,229 ; NAIC 2 \$; NAIC 3 \$ NAIC 4 \$; NAIC 5 \$; NAIC 6 \$.....

SCHEDULE DA - PART 1

Short-Term Investments

	1	2	3	4	5
	Book/Adjusted Carrying Value	Prior Year	Actual Cost	Interest Collected Year-to-Date	Paid for Accrued Interest Year-to-Date
7709999999 Totals		XX			

NONE

SCHEDULE DA - VERIFICATION

Short-Term Investments

	1	2
	Year To Date	Prior Year Ended December 31
1. Book/adjusted carrying value, December 31 of prior year	4,989,125	33,473,228
2. Cost of short-term investments acquired		75,742,560
3. Accrual of discount		276,915
4. Unrealized valuation increase/(decrease)		
5. Total gain (loss) on disposals		
6. Deduct consideration received on disposals	4,989,125	104,503,578
7. Deduct amortization of premium		
8. Total foreign exchange change in book/adjusted carrying value		
9. Deduct current year's other than temporary impairment recognized		
10. Book/adjusted carrying value at end of current period (Lines 1+2+3+4+5-6-7+8-9)		4,989,125
11. Deduct total nonadmitted amounts		
12. Statement value at end of current period (Line 10 minus Line 11)		4,989,125

Schedule DB - Part A - Verification - Options, Caps, Floors, Collars, Swaps and Forwards

N O N E

Schedule DB - Part B - Verification - Futures Contracts

N O N E

Schedule DB - Part C - Section 1 - Replication (Synthetic Asset) Transactions (RSATs) Open

N O N E

Schedule DB-Part C-Section 2-Reconciliation of Replication (Synthetic Asset) Transactions Open

N O N E

Schedule DB - Verification - Book/Adjusted Carrying Value, Fair Value and Potential Exposure of
Derivatives

N O N E

SCHEDULE E - PART 2 - VERIFICATION

(Cash Equivalents)

	1	2
	Year To Date	Prior Year Ended December 31
1. Book/adjusted carrying value, December 31 of prior year	19,903,665	9,341,061
2. Cost of cash equivalents acquired	324,188,772	518,369,600
3. Accrual of discount	256,433	612,678
4. Unrealized valuation increase/(decrease)		
5. Total gain (loss) on disposals		
6. Deduct consideration received on disposals	318,381,039	508,419,674
7. Deduct amortization of premium		
8. Total foreign exchange change in book/adjusted carrying value		
9. Deduct current year's other than temporary impairment recognized		
10. Book/adjusted carrying value at end of current period (Lines 1+2+3+4+5-6-7+8-9)	25,967,831	19,903,665
11. Deduct total nonadmitted amounts		
12. Statement value at end of current period (Line 10 minus Line 11)	25,967,831	19,903,665

Schedule A - Part 2 - Real Estate Acquired and Additions Made
N O N E

Schedule A - Part 3 - Real Estate Disposed
N O N E

Schedule B - Part 2 - Mortgage Loans Acquired and Additions Made
N O N E

Schedule B - Part 3 - Mortgage Loans Disposed, Transferred or Repaid
N O N E

STATEMENT AS OF JUNE 30, 2024 OF THE American National Lloyds Insurance Company

SCHEDULE BA - PART 2

Showing Other Long-Term Invested Assets ACQUIRED AND ADDITIONS MADE During the Current Quarter

1	2	Location		5	6	7	8	9	10	11	12	13
		3	4									
CUSIP Identification	Name or Description	City	State	Name of Vendor or General Partner	NAIC Designation, NAIC Designation Modifier and SVO Administrative Symbol	Date Originally Acquired	Type and Strategy	Actual Cost at Time of Acquisition	Additional Investment Made After Acquisition	Amount of Encumbrances	Commitment for Additional Investment	Percentage of Ownership
PPFUMC-12-3	BlueRock- Revolving Credit Facility	New York	NV.....	Private		02/16/2023 ...			1,750,000			
2999999. Collateral Loans - Unaffiliated									1,750,000			XXX
6099999. Total - Unaffiliated									1,750,000			XXX
6199999. Total - Affiliated												XXX
.....
.....
.....
.....
.....
.....
.....
.....
.....
6299999 - Totals									1,750,000			XXX

SCHEDULE BA - PART 3

Showing Other Long-Term Invested Assets DISPOSED, Transferred or Repaid During the Current Quarter

1	2	Location		5	6	7	8	Change in Book/Adjusted Carrying Value						15	16	17	18	19	20
		3	4					9	10	11	12	13	14						
CUSIP Identification	Name or Description	City	State	Name of Purchaser or Nature of Disposal	Date Originally Acquired	Disposal Date	Book/ Adjusted Carrying Value Less Encumbrances, Prior Year	Unrealized Valuation Increase/ (De-crease)	Current Year's (Depreciation) or (Amortization)/ Accretion	Current Year's Other Than Temporary Impairment Recognized	Capitalized Deferred Interest and Other	Total Change in Book/ Adjusted Carrying Value (9+10-11+12)	Total Foreign Exchange Change in Book/ Adjusted Carrying Value	Book/ Adjusted Carrying Value Less Encumbrances on Disposal	Consid-eration	Foreign Exchange Gain (Loss) on Disposal	Realized Gain (Loss) on Disposal	Total Gain (Loss) on Disposal	Invest-ment Income
PPFUMC-12-3	BlueRock- Revolving Credit Facility	New York	NV.....	Private	02/16/2023 ...	06/30/2024 ...	2,225,000							2,225,000	2,225,000				
2999999. Collateral Loans - Unaffiliated							2,225,000							2,225,000	2,225,000				
6099999. Total - Unaffiliated							2,225,000							2,225,000	2,225,000				
6199999. Total - Affiliated																			
.....
.....
.....
.....
.....
.....
.....
.....
.....
.....
.....
6299999 - Totals							2,225,000							2,225,000	2,225,000				

STATEMENT AS OF JUNE 30, 2024 OF THE American National Lloyds Insurance Company

SCHEDULE D - PART 3

Show All Long-Term Bonds and Stock Acquired During the Current Quarter

[illegible]

Schedule D - Part 4 - Long-Term Bonds and Stocks Sold, Redeemed or Otherwise Disposed Of
N O N E

Schedule DB - Part A - Section 1 - Options, Caps, Floors, Collars, Swaps and Forwards Open
N O N E

Schedule DB - Part B - Section 1 - Futures Contracts Open
N O N E

Schedule DB - Part B - Section 1B - Brokers with whom cash deposits have been made
N O N E

Schedule DB - Part D - Section 1 - Counterparty Exposure for Derivative Instruments Open
N O N E

Schedule DB - Part D-Section 2 - Collateral for Derivative Instruments Open - Pledged By
N O N E

Schedule DB - Part D-Section 2 - Collateral for Derivative Instruments Open - Pledged To
N O N E

Schedule DB - Part E - Derivatives Hedging Variable Annuity Guarantees
N O N E

Schedule DL - Part 1 - Reinvested Collateral Assets Owned
N O N E

Schedule DL - Part 2 - Reinvested Collateral Assets Owned
N O N E

SCHEDULE E - PART 1 - CASH

[illegible]

SCHEDULE E - PART 2 - CASH EQUIVALENTS

[illegible]