

**QUARTERLY STATEMENT**

**OF THE**

**American National Life Insurance Company of Texas**

**TO THE**

**Insurance Department**

**OF THE**

**STATE OF**

**Texas**

**FOR THE QUARTER ENDED  
SEPTEMBER 30, 2024**

☒ LIFE, ACCIDENT AND HEALTH

☐ FRATERNAL BENEFIT SOCIETIES

**2024**



LIFE, ACCIDENT AND HEALTH COMPANIES/FRATERNAL BENEFIT SOCIETIES - ASSOCIATION EDITION

QUARTERLY STATEMENT

AS OF SEPTEMBER 30, 2024  
OF THE CONDITION AND AFFAIRS OF THE

American National Life Insurance Company of Texas

NAIC Group Code04080408NAIC Company Code71773Employer's ID Number75-1016594  
(Current)(Prior)

Organized under the Laws ofTexas, State of Domicile or Port of EntryTX

Country of DomicileUnited States of America

Licensed as business type:Life, Accident and Health [ X ] Fraternal Benefit Societies [ ]

Incorporated/Organized12/02/1954Commenced Business12/20/1954

Statutory Home OfficeOne Moody PlazaGalveston, TX, US 77550  
(Street and Number)(City or Town, State, Country and Zip Code)

Main Administrative OfficeOne Moody PlazaGalveston, TX, US 77550  
(Street and Number)(City or Town, State, Country and Zip Code)409-763-4661  
(Area Code) (Telephone Number)

Mail AddressOne Moody PlazaGalveston, TX, US 77550  
(Street and Number or P.O. Box)(City or Town, State, Country and Zip Code)

Primary Location of Books and RecordsOne Moody PlazaGalveston, TX, US 77550  
(Street and Number)(City or Town, State, Country and Zip Code)409-766-6057  
(Area Code) (Telephone Number)

Internet Website Addresswww.americannational.com

Statutory Statement ContactDe'Shawna Charnelle Sherman409-766-6057  
(Name)(Area Code) (Telephone Number)  
FinancialStatementContact@AmericanNational.com409-766-6936  
(E-mail Address)(FAX Number)

OFFICERS

Chairman of the Board, President & Chief Executive OfficerTimothy Allen WalshSenior Vice President, Chief Financial Officer & TreasurerBrody Jason Merrill

Vice President, Associate General Counsel & Corporate SecretarySean Anthony Monticello

OTHER

Bereket "Josh" Feyissa, Executive Vice President & Chief Operating OfficerJohn Frederick Simon #, Executive Vice President, Chief Life Administrative OfficerMichael Scott Marquis, Senior Vice President

Cecilia Guerrero Pardo, Senior Vice PresidentGarrett Kyle Williams, Senior Vice President

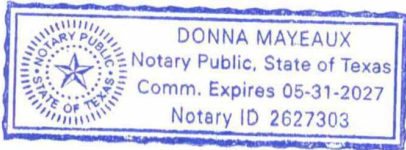
DIRECTORS OR TRUSTEES

Brody Jason MerrillCecilia Guerrero PardoJohn Frederick Simon

Timothy Allen WalshGarrett Kyle Williams

State ofTexasSS:

County ofGalveston



The officers of this reporting entity being duly sworn, each depose and say that they are the described officers of said reporting entity, and that on the reporting period stated above, all of the herein described assets were the absolute property of the said reporting entity, free and clear from any liens or claims thereon, except as herein stated, and that this statement, together with related exhibits, schedules and explanations therein contained, annexed or referred to, is a full and true statement of all the assets and liabilities and of the condition and affairs of the said reporting entity as of the reporting period stated above, and of its income and deductions therefrom for the period ended, and have been completed in accordance with the NAIC Annual Statement Instructions and Accounting Practices and Procedures manual except to the extent that: (1) state law may differ; or, (2) that state rules or regulations require differences in reporting not related to accounting practices and procedures, according to the best of their information, knowledge and belief, respectively. Furthermore, the scope of this attestation by the described officers also includes the related corresponding electronic filing with the NAIC, when required, that is an exact copy (except for formatting differences due to electronic filing) of the enclosed statement. The electronic filing may be requested by various regulators in lieu of or in addition to the enclosed statement.

Timothy A. WalshTimothy Allen WalshChairman of the Board, President & Chief Executive Officer

Sean Anthony MonticelloSean Anthony MonticelloVice President, Associate General Counsel & Corporate Secretary

BlancaBlancaBrody Jason MerrillSenior Vice President, Chief Financial Officer & Treasurer

Subscribed and sworn to before me this22day ofOct2024

Donna Mayeaux

a. Is this an original filing?Yes [ X ] No [ ]

b. If no,

1. State the amendment number

2. Date filed

3. Number of pages attached

ASSETS

	Current Statement Date			4 December 31 Prior Year Net Admitted Assets
	1 Assets	2 Nonadmitted Assets	3 Net Admitted Assets (Cols. 1 - 2)	
1. Bonds .....	40,250,146		40,250,146	75,329,616
2. Stocks:				
2.1 Preferred stocks .....				
2.2 Common stocks .....	1,994,575		1,994,575	1,888,338
3. Mortgage loans on real estate:				
3.1 First liens .....				
3.2 Other than first liens.....				
4. Real estate:				
4.1 Properties occupied by the company (less \$ ..... encumbrances) .....				
4.2 Properties held for the production of income (less \$ ..... encumbrances) .....				
4.3 Properties held for sale (less \$ ..... encumbrances) .....				
5. Cash (\$ .....(815,136) ), cash equivalents (\$ .....41,090,704 ) and short-term investments (\$ ..... ) .....	40,275,568		40,275,568	46,019,381
6. Contract loans (including \$ ..... premium notes) .....				2,590,185
7. Derivatives .....				
8. Other invested assets .....	2,250,000		2,250,000	2,800,000
9. Receivables for securities .....				
10. Securities lending reinvested collateral assets .....				
11. Aggregate write-ins for invested assets .....				
12. Subtotals, cash and invested assets (Lines 1 to 11) .....	84,770,289		84,770,289	128,627,520
13. Title plants less \$ ..... charged off (for Title insurers only) .....				
14. Investment income due and accrued .....	213,696		213,696	874,087
15. Premiums and considerations:				
15.1 Uncollected premiums and agents' balances in the course of collection .....	(3,871,574)		(3,871,574)	(83,245)
15.2 Deferred premiums, agents' balances and installments booked but deferred and not yet due (including \$ ..... earned but unbilled premiums) .....				831,007
15.3 Accrued retrospective premiums (\$ ..... ) and contracts subject to redetermination (\$ ..... ) .....				
16. Reinsurance:				
16.1 Amounts recoverable from reinsurers .....	5,519,611		5,519,611	1,345,637
16.2 Funds held by or deposited with reinsured companies .....				396,986
16.3 Other amounts receivable under reinsurance contracts .....	2,114,667		2,114,667	6,194,458
17. Amounts receivable relating to uninsured plans .....				
18.1 Current federal and foreign income tax recoverable and interest thereon ....				2,726,968
18.2 Net deferred tax asset .....	3,854,608	1,380,347	2,474,261	1,720,192
19. Guaranty funds receivable or on deposit .....	254,643		254,643	250,716
20. Electronic data processing equipment and software .....				
21. Furniture and equipment, including health care delivery assets (\$ ..... ) .....				
22. Net adjustment in assets and liabilities due to foreign exchange rates .....				
23. Receivables from parent, subsidiaries and affiliates .....	496,645		496,645	1,040,942
24. Health care (\$ ..... ) and other amounts receivable .....	4,638,585	4,638,585		
25. Aggregate write-ins for other than invested assets .....	241,791	17,347	224,444	1,459,566
26. Total assets excluding Separate Accounts, Segregated Accounts and Protected Cell Accounts (Lines 12 to 25) .....	98,232,961	6,036,279	92,196,682	145,384,834
27. From Separate Accounts, Segregated Accounts and Protected Cell Accounts .....				
28. Total (Lines 26 and 27)	98,232,961	6,036,279	92,196,682	145,384,834
DETAILS OF WRITE-INS				
1101. ....				
1102. ....				
1103. ....				
1198. Summary of remaining write-ins for Line 11 from overflow page .....				
1199. Totals (Lines 1101 through 1103 plus 1198)(Line 11 above)				
2501. Taxes other than FIT .....	224,444		224,444	614,568
2502. Debit Suspense .....	17,347	17,347		
2503. Admitted Disallowed IMR .....				844,998
2598. Summary of remaining write-ins for Line 25 from overflow page .....				
2599. Totals (Lines 2501 through 2503 plus 2598)(Line 25 above)	241,791	17,347	224,444	1,459,566

LIABILITIES, SURPLUS AND OTHER FUNDS

	1 Current Statement Date	2 December 31 Prior Year
1. Aggregate reserve for life contracts \$ .....3,048,722 less \$ ..... included in Line 6.3 (including \$ ..... Modco Reserve) .....	3,048,722	73,434,832
2. Aggregate reserve for accident and health contracts (including \$ ..... Modco Reserve) .....	191,539	220,162
3. Liability for deposit-type contracts (including \$ ..... Modco Reserve).....	113,022	147,870
4. Contract claims:		
4.1 Life .....	558,965	651,050
4.2 Accident and health .....	784,115	853,804
5. Policyholders' dividends/refunds to members \$ ..... and coupons \$ ..... due and unpaid .....		
6. Provision for policyholders' dividends, refunds to members and coupons payable in following calendar year - estimated amounts:		
6.1 Policyholders' dividends and refunds to members apportioned for payment (including \$ ..... Modco) .....		
6.2 Policyholders' dividends and refunds to members not yet apportioned (including \$ ..... Modco) ....		
6.3 Coupons and similar benefits (including \$ ..... Modco) .....		
7. Amount provisionally held for deferred dividend policies not included in Line 6 .....		
8. Premiums and annuity considerations for life and accident and health contracts received in advance less \$ ..... discount; including \$ ..... accident and health premiums .....		
9. Contract liabilities not included elsewhere:		
9.1 Surrender values on canceled contracts .....		
9.2 Provision for experience rating refunds, including the liability of \$ ..... accident and health experience rating refunds of which \$ ..... is for medical loss ratio rebate per the Public Health Service Act .....		
9.3 Other amounts payable on reinsurance, including \$ ..... assumed and \$ .....40,138 ceded .....	40,138	
9.4 Interest Maintenance Reserve .....	257,708	
10. Commissions to agents due or accrued-life and annuity contracts \$ .....655 , accident and health \$ ..... and deposit-type contract funds \$ ..... .....	655	1,188,901
11. Commissions and expense allowances payable on reinsurance assumed .....	987,282	5,009,753
12. General expenses due or accrued .....		
13. Transfers to Separate Accounts due or accrued (net) (including \$ ..... accrued for expense allowances recognized in reserves, net of reinsured allowances) .....		
14. Taxes, licenses and fees due or accrued, excluding federal income taxes .....		
15.1 Current federal and foreign income taxes, including \$ .....(788,447) on realized capital gains (losses) .....	176,121	
15.2 Net deferred tax liability .....		
16. Unearned investment income .....	55	41
17. Amounts withheld or retained by reporting entity as agent or trustee .....	307,017	1,257,855
18. Amounts held for agents' account, including \$ .....4,716,424 agents' credit balances .....	4,716,424	4,759,773
19. Remittances and items not allocated .....	186,892	1,774,377
20. Net adjustment in assets and liabilities due to foreign exchange rates .....		
21. Liability for benefits for employees and agents if not included above .....		
22. Borrowed money \$ ..... and interest thereon \$ ..... .....		
23. Dividends to stockholders declared and unpaid .....		
24. Miscellaneous liabilities:		
24.01 Asset valuation reserve .....	726,796	865,784
24.02 Reinsurance in unauthorized and certified (\$ ..... ) companies .....		
24.03 Funds held under reinsurance treaties with unauthorized and certified (\$ ..... ) reinsurers .....		
24.04 Payable to parent, subsidiaries and affiliates .....	197,757	882,922
24.05 Drafts outstanding .....		
24.06 Liability for amounts held under uninsured plans .....		
24.07 Funds held under coinsurance .....		
24.08 Derivatives .....		
24.09 Payable for securities .....		610,991
24.10 Payable for securities lending .....		
24.11 Capital notes \$ ..... and interest thereon \$ ..... .....		
25. Aggregate write-ins for liabilities .....	202,400	113,260
26. Total liabilities excluding Separate Accounts business (Lines 1 to 25) .....	12,495,608	91,771,375
27. From Separate Accounts Statement .....		
28. Total liabilities (Lines 26 and 27) .....	12,495,608	91,771,375
29. Common capital stock .....	3,000,000	3,000,000
30. Preferred capital stock .....		
31. Aggregate write-ins for other than special surplus funds .....		
32. Surplus notes .....		
33. Gross paid in and contributed surplus .....	41,152,500	41,152,500
34. Aggregate write-ins for special surplus funds .....		844,998
35. Unassigned funds (surplus) .....	35,548,574	8,615,961
36. Less treasury stock, at cost:		
36.1 ..... shares common (value included in Line 29 \$ ..... ) .....		
36.2 ..... shares preferred (value included in Line 30 \$ ..... ) .....		
37. Surplus (Total Lines 31+32+33+34+35-36) (including \$ ..... in Separate Accounts Statement) .....	76,701,074	50,613,459
38. Totals of Lines 29, 30 and 37 .....	79,701,074	53,613,459
39. Totals of Lines 28 and 38 (Page 2, Line 28, Col. 3)	92,196,682	145,384,834
<b>DETAILS OF WRITE-INS</b>		
2501. Pending escheat items .....	202,400	113,260
2502. ....		
2503. ....		
2598. Summary of remaining write-ins for Line 25 from overflow page .....		
2599. Totals (Lines 2501 through 2503 plus 2598)(Line 25 above)	202,400	113,260
3101. ....		
3102. ....		
3103. ....		
3198. Summary of remaining write-ins for Line 31 from overflow page .....		
3199. Totals (Lines 3101 through 3103 plus 3198)(Line 31 above)		
3401. Admitted Disallowed IMR .....		844,998
3402. ....		
3403. ....		
3498. Summary of remaining write-ins for Line 34 from overflow page .....		
3499. Totals (Lines 3401 through 3403 plus 3498)(Line 34 above)		844,998

SUMMARY OF OPERATIONS

	1	2	3
	Current Year To Date	Prior Year To Date	Prior Year Ended December 31
1. Premiums and annuity considerations for life and accident and health contracts .....	(39,829,416)	11,383,518	12,879,898
2. Considerations for supplementary contracts with life contingencies.....			
3. Net investment income .....	3,274,697	3,582,872	3,148,982
4. Amortization of Interest Maintenance Reserve (IMR) .....	48,191	(12,968)	(21,654)
5. Separate Accounts net gain from operations excluding unrealized gains or losses .....			
6. Commissions and expense allowances on reinsurance ceded .....	19,231,035	28,718,278	39,796,255
7. Reserve adjustments on reinsurance ceded .....			
8. Miscellaneous Income:			
8.1 Income from fees associated with investment management, administration and contract guarantees from Separate Accounts.....			
8.2 Charges and fees for deposit-type contracts .....			
8.3 Aggregate write-ins for miscellaneous income .....	14,501	10,017,110	10,917,740
9. Totals (Lines 1 to 8.3) .....	(17,260,992)	53,688,810	66,721,221
10. Death benefits .....	4,095,530	2,892,038	3,635,121
11. Matured endowments (excluding guaranteed annual pure endowments) .....	5,193	21,529	21,529
12. Annuity benefits .....	4,675	3,302	5,532
13. Disability benefits and benefits under accident and health contracts .....	1,402,472	6,612,661	5,665,186
14. Coupons, guaranteed annual pure endowments and similar benefits .....			
15. Surrender benefits and withdrawals for life contracts .....	778,291	1,422,009	1,575,139
16. Group conversions .....			
17. Interest and adjustments on contract or deposit-type contract funds .....	48,634	(6,400)	9,390
18. Payments on supplementary contracts with life contingencies .....	531	5,896	7,861
19. Increase in aggregate reserves for life and accident and health contracts .....	(70,414,733)	(2,518,421)	(2,171,423)
20. Totals (Lines 10 to 19) .....	(64,079,407)	8,432,614	8,748,335
21. Commissions on premiums, annuity considerations, and deposit-type contract funds (direct business only) .....	2,139,840	5,858,153	10,707,447
22. Commissions and expense allowances on reinsurance assumed .....	16,187,556	23,971,152	30,328,850
23. General insurance expenses and fraternal expenses .....	2,583,791	3,734,984	5,302,430
24. Insurance taxes, licenses and fees, excluding federal income taxes .....	(1,325,235)	683,899	985,286
25. Increase in loading on deferred and uncollected premiums .....	(33,578)	(260,626)	(278,971)
26. Net transfers to or (from) Separate Accounts net of reinsurance .....			
27. Aggregate write-ins for deductions .....	3,338,688	3,807	3,016
28. Totals (Lines 20 to 27) .....	(41,188,345)	42,423,983	55,796,393
29. Net gain from operations before dividends to policyholders and federal income taxes (Line 9 minus Line 28) .....	23,927,353	11,264,827	10,924,828
30. Dividends to policyholders and refunds to members .....			
31. Net gain from operations after dividends to policyholders, refunds to members and before federal income taxes (Line 29 minus Line 30) .....	23,927,353	11,264,827	10,924,828
32. Federal and foreign income taxes incurred (excluding tax on capital gains) .....	4,727,369	4,391,876	3,125,890
33. Net gain from operations after dividends to policyholders, refunds to members and federal income taxes and before realized capital gains or (losses) (Line 31 minus Line 32) .....	19,199,984	6,872,951	7,798,938
34. Net realized capital gains (losses) (excluding gains (losses) transferred to the IMR) less capital gains tax of \$ ..... (693) (excluding taxes of \$ ..... (795,760) transferred to the IMR) .....	(2,604)	1	(15,851)
35. Net income (Line 33 plus Line 34) .....	19,197,380	6,872,952	7,783,087
CAPITAL AND SURPLUS ACCOUNT			
36. Capital and surplus, December 31, prior year .....	53,613,459	39,572,415	39,572,415
37. Net income (Line 35) .....	19,197,380	6,872,952	7,783,087
38. Change in net unrealized capital gains (losses) less capital gains tax of \$ ..... 12,214	45,952		
39. Change in net unrealized foreign exchange capital gain (loss) .....			
40. Change in net deferred income tax .....	(4,025,202)		6,914,278
41. Change in nonadmitted assets .....	4,850,355	1,262,297	(4,930,923)
42. Change in liability for reinsurance in unauthorized and certified companies .....		283,963	809,056
43. Change in reserve on account of change in valuation basis, (increase) or decrease .....			
44. Change in asset valuation reserve .....	138,988	(4,813)	(241,920)
45. Change in treasury stock .....			
46. Surplus (contributed to) withdrawn from Separate Accounts during period .....			
47. Other changes in surplus in Separate Accounts Statement .....			
48. Change in surplus notes .....			
49. Cumulative effect of changes in accounting principles .....			
50. Capital changes:			
50.1 Paid in .....			
50.2 Transferred from surplus (Stock Dividend) .....			
50.3 Transferred to surplus .....			
51. Surplus adjustment:			
51.1 Paid in .....			
51.2 Transferred to capital (Stock Dividend) .....			
51.3 Transferred from capital .....			
51.4 Change in surplus as a result of reinsurance .....	13,590,359	2,767,214	2,719,503
52. Dividends to stockholders .....	(7,700,000)		
53. Aggregate write-ins for gains and losses in surplus .....	(10,217)		987,963
54. Net change in capital and surplus for the year (Lines 37 through 53) .....	26,087,615	11,181,613	14,041,044
55. Capital and surplus, as of statement date (Lines 36 + 54) .....	79,701,074	50,754,028	53,613,459
DETAILS OF WRITE-INS			
08.301. Miscellaneous Income .....	14,501	36,123	42,330
08.302. Group Reinsurance Fee Income .....		9,980,987	10,875,410
08.303. ....			
08.398. Summary of remaining write-ins for Line 8.3 from overflow page .....			
08.399. Totals (Lines 08.301 through 08.303 plus 08.398) (Line 8.3 above) .....	14,501	10,017,110	10,917,740
2701. Life Reinsurance Expenses .....	3,336,083		
2702. Fines and Penalties to Regulatory Authorities .....	2,605	3,807	3,016
2703. ....			
2798. Summary of remaining write-ins for Line 27 from overflow page .....			
2799. Totals (Lines 2701 through 2703 plus 2798)(Line 27 above) .....	3,338,688	3,807	3,016
5301. Change in deferred tax on non-admitted items .....	(10,217)		987,963
5302. ....			
5303. ....			
5398. Summary of remaining write-ins for Line 53 from overflow page .....			
5399. Totals (Lines 5301 through 5303 plus 5398)(Line 53 above) .....	(10,217)		987,963

CASH FLOW

	1 Current Year To Date	2 Prior Year To Date	3 Prior Year Ended December 31
<b>Cash from Operations</b>			
1. Premiums collected net of reinsurance .....	(35,176,502)	18,002,156	13,611,032
2. Net investment income .....	4,116,895	3,896,957	3,685,112
3. Miscellaneous income .....	19,642,522	39,855,757	52,032,861
4. Total (Lines 1 to 3) .....	(11,417,085)	61,754,870	69,329,005
5. Benefit and loss related payments .....	10,679,570	19,719,980	17,632,483
6. Net transfers to Separate Accounts, Segregated Accounts and Protected Cell Accounts .....			
7. Commissions, expenses paid and aggregate write-ins for deductions .....	24,059,493	35,056,906	48,253,255
8. Dividends paid to policyholders .....			
9. Federal and foreign income taxes paid (recovered) net of \$ ..... (770,197) tax on capital gains (losses) .....	1,007,393	4,971,446	8,302,327
10. Total (Lines 5 through 9) .....	35,746,456	59,748,332	74,188,065
11. Net cash from operations (Line 4 minus Line 10) .....	(47,163,541)	2,006,538	(4,859,060)
<b>Cash from Investments</b>			
12. Proceeds from investments sold, matured or repaid:			
12.1 Bonds .....	34,582,695	17,533,481	19,658,481
12.2 Stocks .....		21,515	47,348
12.3 Mortgage loans .....			
12.4 Real estate .....			
12.5 Other invested assets .....	4,600,000		4,450,000
12.6 Net gains or (losses) on cash, cash equivalents and short-term investments .....			(16,471)
12.7 Miscellaneous proceeds .....			
12.8 Total investment proceeds (Lines 12.1 to 12.7) .....	39,182,695	17,554,996	24,139,358
13. Cost of investments acquired (long-term only):			
13.1 Bonds .....	198,609	5,908,376	3,053,810
13.2 Stocks .....	48,072	1,935,664	1,935,687
13.3 Mortgage loans .....			
13.4 Real estate .....			
13.5 Other invested assets .....	4,050,000	6,800,000	7,250,000
13.6 Miscellaneous applications .....	610,991	935,939	5,383,386
13.7 Total investments acquired (Lines 13.1 to 13.6) .....	4,907,672	15,579,979	17,622,883
14. Net increase (or decrease) in contract loans and premium notes .....	(2,590,185)	51,646	9,082
15. Net cash from investments (Line 12.8 minus Line 13.7 and Line 14) .....	36,865,208	1,923,371	6,507,393
<b>Cash from Financing and Miscellaneous Sources</b>			
16. Cash provided (applied):			
16.1 Surplus notes, capital notes .....			
16.2 Capital and paid in surplus, less treasury stock .....			
16.3 Borrowed funds .....			
16.4 Net deposits on deposit-type contracts and other insurance liabilities .....	13,786	(68,400)	(91,075)
16.5 Dividends to stockholders .....	7,700,000		
16.6 Other cash provided (applied) .....	12,240,734	2,524,654	7,302,654
17. Net cash from financing and miscellaneous sources (Line 16.1 through Line 16.4 minus Line 16.5 plus Line 16.6) .....	4,554,520	2,456,254	7,211,579
<b>RECONCILIATION OF CASH, CASH EQUIVALENTS AND SHORT-TERM INVESTMENTS</b>			
18. Net change in cash, cash equivalents and short-term investments (Line 11, plus Lines 15 and 17) .	(5,743,813)	6,386,163	8,859,912
19. Cash, cash equivalents and short-term investments:			
19.1 Beginning of year .....	46,019,381	37,159,469	37,159,469
19.2 End of period (Line 18 plus Line 19.1) .....	40,275,568	43,545,632	46,019,381

Note: Supplemental disclosures of cash flow information for non-cash transactions:

--	--	--	--

EXHIBIT 1

DIRECT PREMIUMS AND DEPOSIT-TYPE CONTRACTS			
	1 Current Year To Date	2 Prior Year To Date	3 Prior Year Ended December 31
1. Individual life .....	2,778,700	2,986,943	4,109,785
2. Group life .....	6,817	8,317	10,997
3. Individual annuities .....	4,808	57,887	58,405
4. Group annuities .....			
5. Accident & health .....	15,922,951	32,881,754	53,646,824
6. Fraternal .....			
7. Other lines of business .....			
8. Subtotal (Lines 1 through 7) .....	18,713,276	35,934,901	57,826,011
9. Deposit-type contracts .....			
10. Total (Lines 8 and 9)	18,713,276	35,934,901	57,826,011

STATEMENT AS OF SEPTEMBER 30, 2024 OF THE American National Life Insurance Company of Texas

NOTES TO FINANCIAL STATEMENTS

NOTE 1 Summary of Significant Accounting Policies and Going Concern

A. Accounting Practices

The financial statements of American National Life Insurance Company of Texas (the "Company") are presented on the basis of accounting practices prescribed or permitted by the State of Texas Department of Insurance ("TDI").

The TDI recognizes only statutory accounting practices ("SAP") prescribed by the State of Texas for determining and reporting the financial condition and results of operations of an insurance company and for determining its solvency under the Texas Insurance Law. The National Association of Insurance Commissioners' ("NAIC") Accounting Practices and Procedures manual ("NAIC SAP") has been adopted as a component of prescribed or permitted practices by the State of Texas. The state has implemented and adopted certain exceptions to the prescribed accounting practices found in the NAIC SAP and the Insurance Commissioner of the State of Texas has the right to permit other specific practices that deviate from prescribed practices. As of the date of this report, the Company has not implemented any such exceptions, has not requested permission for a permitted practice, nor been directed by the State of Texas to implement any accounting practice unique to the Company.

The following table presents a reconciliation of the Company's net income and capital and surplus between NAIC SAP and practices prescribed or permitted by the State of Texas:

	F/S		F/S			
	SSAP #	Page	Line #		2024	2023
NET INCOME						
(1) State basis (Page 4, Line 35, Columns 1 & 3)	XXX	XXX	XXX	\$	19,197,380	\$ 7,783,087
(2) State Prescribed Practices that are an increase/(decrease) from NAIC SAP:					—	—
(3) State Permitted Practices that are an increase/(decrease) from NAIC SAP:					—	—
(4) NAIC SAP (1-2-3=4)	XXX	XXX	XXX	\$	19,197,380	\$ 7,783,087
SURPLUS						
(5) State basis (Page 3, Line 38, Columns 1 & 2)	XXX	XXX	XXX	\$	79,701,074	\$ 53,613,459
(6) State Prescribed Practices that are an increase/(decrease) from NAIC SAP:					—	—
(7) State Permitted Practices that are an increase/(decrease) from NAIC SAP:					—	—
(8) NAIC SAP (5-6-7=8)	XXX	XXX	XXX	\$	79,701,074	\$ 53,613,459

B. Use of Estimates in the Preparation of the Financial Statements

No significant change.

C. Accounting Policy

(1) No significant change.

(2) Bonds are valued in accordance with the Securities Valuation Office ("SVO") and rules promulgated by the NAIC. For those securities that are not priced by the SVO, the price is obtained from independent pricing services. Bonds not backed by other loans are generally stated at amortized cost using the scientific interest method, except for bonds with an NAIC designation of 6, which are recorded at the lower of amortized cost or estimated fair value.

(3-5) No significant change.

(6) Loan-backed and structured securities are stated at either amortized cost or, when the NAIC rating is 6, at the lower of amortized cost or fair market value. Amortized cost is determined using the retrospective method and includes anticipated prepayments.

(7-13) No significant change.

D. Going Concern

Based upon its evaluation of relevant conditions and events, management did not have substantial doubt about the Company's ability to continue as a going concern.

NOTE 2 Accounting Changes and Corrections of Errors

No significant change.

NOTE 3 Business Combinations and Goodwill

No significant change.

NOTE 4 Discontinued Operations

No significant change.

NOTE 5 Investments

A. Mortgage Loans, including Mezzanine Real Estate Loans

No significant change.

B. Debt Restructuring

No significant change.

C. Reverse Mortgages

No significant change.



STATEMENT AS OF SEPTEMBER 30, 2024 OF THE American National Life Insurance Company of Texas

NOTES TO FINANCIAL STATEMENTS

D. Loan-Backed Securities

- (1) Prepayment assumptions for mortgage-backed/asset-backed securities were obtained from independent third party pricing services or internal estimates.
- (2) At September 30, 2024, the Company did not have any securities within the scope of SSAP 43R, *Loan-backed and Structured Securities*, with a recognized other-than-temporary impairment due to the intent to sell or an inability or lack of intent to retain the security for a period of time sufficient to recover the amortized cost basis.
- (3) At September 30, 2024, the Company did not hold any loan-backed and structured securities with a recognized credit-related OTTI.
- (4) Loan-backed and structured securities in unrealized loss positions are as follows:
- a. The aggregate amount of unrealized losses:

1. Less than 12 Months

\$

(5,934)

2. 12 Months or Longer

—
- b. The aggregate related fair value of securities with unrealized losses:

1. Less than 12 Months

\$

699,803

2. 12 Months or Longer

—
- (5) All loan-backed and structured securities in an unrealized loss position were reviewed to determine whether an other-than-temporary impairment should be recognized. As of September 30, 2024, the Company believes it has the intent and ability to hold securities long enough to allow the cost basis of these securities to be recovered. Although the investment securities above did not meet management’s criteria for other-than-temporary impairment at this time, it is possible that future events or information could cause them to conclude that declines in value are other-than-temporary.

E. Dollar Repurchase Agreements and/or Securities Lending Transactions

Not applicable - The Company has no repurchase agreements or securities lending transactions.

F. Repurchase Agreements Transactions Accounted for as Secured Borrowing

Not applicable - The Company has no repurchase agreements transactions.

G. Reverse Repurchase Agreements Transactions Accounted for as Secured Borrowing

Not applicable - The Company has no reverse repurchase agreements transactions.

H. Repurchase Agreements Transactions Accounted for as a Sale

Not applicable - The Company has no repurchase agreements transactions.

I. Reverse Repurchase Agreements Transactions Accounted for as a Sale

Not applicable - The Company has no reverse repurchase agreements transactions.

J. Real Estate

No significant change.

K. Low Income Housing tax Credits (LIHTC)

No significant change.

L. Restricted Assets

No significant change.

M. Working Capital Finance Investments

Not applicable - The Company has no working capital finance investments.

N. Offsetting and Netting of Assets and Liabilities

Not applicable - The Company has no offsetting and netting of assets and liabilities.

O. 5GI Securities

No significant change.

P. Short Sales

No significant change.

Q. Prepayment Penalty and Acceleration Fees

No significant change.

R. Reporting Entity’s Share of Cash Pool by Asset Type

Not applicable - The Company did not participate in any cash pools.

NOTE 6 **Joint Ventures, Partnerships and Limited Liability Companies**

No significant change.

NOTE 7 **Investment Income**

No significant change.

NOTE 8 **Derivative Instruments**

Not applicable - The Company has no investments in derivative instruments.

NOTE 9 **Income Taxes**

No significant change.

STATEMENT AS OF SEPTEMBER 30, 2024 OF THE American National Life Insurance Company of Texas

**NOTES TO FINANCIAL STATEMENTS**

**NOTE 10 Information Concerning Parent, Subsidiaries, Affiliates and Other Related Parties**

A.-F. No significant change.

G. On May 2, 2024, the Company's indirect parent company, Brookfield Wealth Solutions Ltd. (formerly known as Brookfield Reinsurance Ltd.), completed its acquisition of American Equity Investment Life Holding Company ("AEL"). Effective May 7, 2024, American National Group, LLC, an indirect parent company of the Company, merged into AEL, with AEL being the survivor. AEL's name was changed effective May 7, 2024 to "American National Group Inc."

H.-O. No significant change.

**NOTE 11 Debt**

A. No significant change.

B. FHLB (Federal Home Loan Bank) Agreements

Not applicable - The Company has no FHLB agreements.

**NOTE 12 Retirement Plans, Deferred Compensation, Postemployment Benefits and Compensated Absences and Other Postretirement Benefit Plan**

A. Defined Benefit Plan

Not applicable - The Company has no defined benefit plans.

B. Investment Strategies for Plan Assets

No significant change.

C. The fair value of each class of plan assets

No significant change.

D. Basis of Long Term Rate of Return on Plan Assets

No significant change.

E. Defined Contribution Plan

No significant change.

F. Multiemployer Plans

No significant change.

G. Consolidated/Holding Company Plans

No significant change.

H. Postemployment Benefits and Compensated Absences

No significant change.

I. Impact of Medicare Modernization Act on Postretirement Benefits (INT 04-17)

No significant change.

**NOTE 13 Capital and Surplus, Dividend Restrictions and Quasi-Reorganizations**

A.-C. No significant change.

D. On September 5, 2024, the Company declared an ordinary dividend of \$7,700,000 to its sole stockholder, American National Insurance Holdings, Inc.

E.-M. No significant change.

**NOTE 14 Liabilities, Contingencies and Assessments**

No significant change.

**NOTE 15 Leases**

No significant change.

**NOTE 16 Information About Financial Instruments With Off-Balance Sheet Risk and Financial Instruments With Concentrations of Credit Risk**

No significant change.

**NOTE 17 Sale, Transfer and Servicing of Financial Assets and Extinguishments of Liabilities**

Not applicable – The Company had no sales, transfers, or servicing of financial assets and extinguishment of liabilities during the reporting periods.

**NOTE 18 Gain or Loss to the Reporting Entity from Uninsured Plans and the Uninsured Portion of Partially Insured Plans**

No significant change.

**NOTE 19 Direct Premium Written/Produced by Managing General Agents/Third Party Administrators**

No significant change.

**NOTE 20 Fair Value Measurements**

A. Fair Value Measurements at Reporting Date

(1) Not applicable - The Company reported no assets or liabilities at fair value or NAV as a practical expedient during the reporting period.

(2) Not applicable - The Company had no Level 3 investments reported at fair value at the end of the reporting period.

(3) Transfers between levels, if any, are recognized at the end of the reporting period.

(4) During the current reporting period, the Company did not report any investments at fair value in Level 2 or Level 3. The market values held as equity and fixed income securities are obtained from various pricing services. There has been no change in the valuation techniques and related inputs.

(5) Not applicable - The Company does not own any derivative securities.

STATEMENT AS OF SEPTEMBER 30, 2024 OF THE American National Life Insurance Company of Texas

NOTES TO FINANCIAL STATEMENTS

B. The Company's financial assets and liabilities carried at fair value have been classified, for disclosure purposes, based on a hierarchy defined by SSAP No. 100, *Fair Value Measurements*. Fair value is defined as the price that would be received to sell an asset or paid to transfer a liability in an orderly transaction between market participants at the measurement date. This guidance establishes a framework for measuring fair value that includes a hierarchy used to classify the inputs used in measuring fair value. The hierarchy prioritizes the inputs to valuation techniques used to measure fair value into three levels. The level in the fair value hierarchy within which the fair value measurement falls is determined based on the lowest level input that is significant to the fair value measurement.

Level 1: Fair value is based on unadjusted quoted prices for identical assets or liabilities in an active market. Active markets are defined as a market in which many transactions occur with sufficient frequency and volume to provide pricing information on an ongoing basis.

Level 2: Observable inputs other than level 1 prices, such as quoted prices in active markets for similar assets or liabilities; quoted prices in markets that are not active for identical or similar assets or liabilities, or other model driven inputs that are observable or can be corroborated by observable market data for substantially the full term of the assets or liabilities. Valuations are generally obtained from third-party pricing services for identical or comparable assets or liabilities or through the use of valuation methodologies using observable market inputs.

Level 3: Instruments whose values are based on prices or valuation techniques that require inputs that are both unobservable and significant to the overall fair value measurement. These inputs reflect management's own assumptions in pricing the asset or liability. Pricing may also be based upon broker quotes that do not represent an offer to transact. Prices are determined using valuation methodologies such as option pricing models, discounted cash flow models and other similar techniques. Non-binding broker quotes, which are utilized when pricing service information is not available, are reviewed for reasonableness based on the Company's understanding of the market, and are generally considered Level 3. To the extent the internally developed valuations use significant unobservable inputs, they are classified as Level 3.

The availability of observable inputs varies by instrument. In situations where fair value is based on internally developed pricing models or inputs that are unobservable in the market, the determination of fair value requires more judgment. The degree of judgment exercised by the Company in determining fair value is typically greatest for instruments categorized in Level 3. In many instances, valuation inputs used to measure fair value fall into different levels of the fair value hierarchy. The category level in the fair value hierarchy is determined based on the lowest level input that is significant to the fair value measurement in its entirety. The Company uses prices and inputs that are current as of the measurement date, including during periods of market disruption. In periods of market disruption, the ability to observe prices and inputs may be reduced for many instruments.

The Company is responsible for the determination of fair value and the supporting assumptions and methodologies. The Company gains assurance that assets and liabilities are appropriately valued through the execution of various processes and controls designed to ensure the overall reasonableness and consistent application of valuation methodologies, including inputs and assumptions, and compliance with accounting standards. For fair values received from third parties or internally estimated, the Company's processes and controls are designed to ensure that the valuation methodologies are appropriate and consistently applied, the inputs and assumptions are reasonable and consistent with the objective of determining fair value, and the fair values are accurately recorded. For example, on a continuing basis, the Company assesses the reasonableness of individual fair values that have stale security prices or that exceed certain thresholds as compared to previous fair values received from valuation service providers or brokers or derived from internal models.

C. Aggregate fair value for all financial instruments and the level within the fair value hierarchy in which the fair value measurements in their entirety fall. The table below reflects the fair values and admitted values of all admitted assets that are financial instruments. The fair values are also categorized into the three-level fair value hierarchy as described above in the Note 20B.

Type of Financial Instrument	Aggregate Fair Value	Carrying Value	(Level 1)	(Level 2)	(Level 3)	Net Asset Value (NAV)	Practicable (Carrying Value)
Bonds	\$ 39,355,519	\$ 40,250,146	\$ 5,078,300	\$ 34,277,219	\$ —	\$ —	\$ —
Cash, cash equivalents and short-term investments	40,275,568	40,275,568	40,275,568	—	—	—	—
Other invested assets	2,250,000	2,250,000	—	—	2,250,000	—	—

The estimated fair values of the financial instruments presented above are determined by the Company using market information available as of the end of the current quarter. Considerable judgment is required to interpret market data in developing the estimates of fair value for financial instruments for which there are no available market value quotations. The estimates presented are not necessarily indicative of the amounts the Company could realize in a market exchange. The use of different market assumptions and/or estimation methodologies may have a material effect on the estimated fair value amounts.

Level 1 financial instruments

Unadjusted quoted prices for these securities are provided to the Company by independent pricing services. Cash included in Level 1 represents cash on hand.

Level 2 financial instruments

Bonds included in Level 2 are valued principally by third party pricing services using market observable inputs. Because most bonds do not trade daily, independent pricing services regularly derive fair values using recent trades of securities with similar features. When recent trades are not available, pricing models are used to estimate the fair values of securities by discounting future cash flows at estimated market interest rates. Typical inputs to models used by independent pricing services include but are not limited to benchmark yields, reported trades, broker-dealer quotes, issuer spreads, benchmark securities, bids, offers, reference data, and industry and economic events. Additionally, for loan-backed and structured securities, valuation is based primarily on market inputs including benchmark yields, expected prepayment speeds, loss severity, delinquency rates, weighted average coupon, weighted average maturity and issuance specific information. Issuance specific information includes collateral type, payment terms of underlying assets, payment priority within the tranche, structure of the security, deal performance and vintage of loans.

Level 3 financial instruments

Valuation techniques for bonds and cash, cash equivalents, and short-term investments included in Level 3 are generally the same as those described in Level 2 except that the techniques utilize inputs that are not readily observable in the market, including illiquidity premiums and spread adjustments to reflect industry trends or specific credit-related issues. The Company assesses the significance of unobservable inputs for each security and classifies that security in Level 3 as a result of the significance of unobservable inputs.

Policy loans are fully collateralized by the cash surrender value of underlying insurance policies and are valued based on the carrying value of the loan, which is determined to be its fair value, and are classified as Level 3.

Other invested assets include collateral loans that are carried at unpaid principal. The Company believes carrying value approximates fair value and are classified as Level 3.

D. Not Practicable to Estimate Fair Value

Not applicable - There were no financial instruments for which it is not practicable for the Company to estimate fair value.

E. Investments measured using Net Asset Value

Not applicable - The Company had no investments measured using net asset value.

NOTE 21 Other Items

A-B. No significant change.

C. As of September 30, 2024, the Company had no Admitted Disallowed IMR.

D-I. No significant change.

NOTE 22 Events Subsequent

Subsequent events have been considered through November 15, 2024, the date the accompanying statutory financial statements were available to be issued.

STATEMENT AS OF SEPTEMBER 30, 2024 OF THE American National Life Insurance Company of Texas

**NOTES TO FINANCIAL STATEMENTS**

**NOTE 23 Reinsurance**

A. Section 1-Section 2

No significant change.

Section 3 - Ceded Reinsurance Report - Part B

(1) No significant change.

(2) Have any new agreements been executed or existing agreements amended, since January 1 of the year of this statement, to include policies or contracts that were in force or which had existing reserves established by the company as of the effective date of the agreement?

On August 26, 2024, the Company entered into a coinsurance agreement with RGA Life and Annuity Insurance Company ("RGA") to reinsure approximately \$50,050,393 of life reserves, effective July 1, 2024. This agreement resulted in a \$13,733,491 deferred gain reported in the current year change in surplus as a result of reinsurance line.

B.-H. No significant change.

**NOTE 24 Retrospectively Rated Contracts & Contracts Subject to Redetermination**

Not applicable - The Company had no retrospectively rated contracts or contracts subject to redetermination.

**NOTE 25 Change in Incurred Losses and Loss Adjustment Expenses**

A. Reserves as of January 1, 2024 were \$853,804. As of September 30, 2024, \$1,296,460 has been paid for incurred losses and loss adjustment expenses attributable to insured events of prior years. Reserves remaining for prior years are now \$728, as a result of re-estimation of unpaid claims and claim adjustment expenses. Therefore, there has been \$443,384 of unfavorable prior-year development from December 31, 2023 to September 30, 2024. Original estimates are increased or decreased, as additional information becomes known regarding individual claims.

B. There were no significant changes in methodologies and assumptions used in calculating the liability for unpaid losses and loss adjustment expenses.

**NOTE 26 Intercompany Pooling Arrangements**

No significant change.

**NOTE 27 Structured Settlements**

No significant change.

**NOTE 28 Health Care Receivables**

No significant change.

**NOTE 29 Participating Policies**

No significant change.

**NOTE 30 Premium Deficiency Reserves**

No significant change.

**NOTE 31 Reserves for Life Contracts and Annuity Contracts**

No significant change.

**NOTE 32 Analysis of Annuity Actuarial Reserves and Deposit Type Contract Liabilities by Withdrawal Characteristics**

No significant change.

**NOTE 33 Analysis of Life Actuarial Reserves by Withdrawal Characteristics**

No significant change.

**NOTE 34 Premium & Annuity Considerations Deferred and Uncollected**

No significant change.

**NOTE 35 Separate Accounts**

No significant change.

**NOTE 36 Loss/Claim Adjustment Expenses**

No significant change.

GENERAL INTERROGATORIES

PART 1 - COMMON INTERROGATORIES

GENERAL

1.1

Did the reporting entity experience any material transactions requiring the filing of Disclosure of Material Transactions with the State of Domicile, as required by the Model Act?

Yes [ ] No [ X ]

1.2

If yes, has the report been filed with the domiciliary state?

Yes [ ] No [ ]

2.1

Has any change been made during the year of this statement in the charter, by-laws, articles of incorporation, or deed of settlement of the reporting entity?

Yes [ ] No [ X ]

2.2

If yes, date of change:

3.1

Is the reporting entity a member of an Insurance Holding Company System consisting of two or more affiliated persons, one or more of which is an insurer?  
If yes, complete Schedule Y, Parts 1 and 1A.

Yes [ X ] No [ ]

3.2

Have there been any substantial changes in the organizational chart since the prior quarter end?

Yes [ ] No [ X ]

3.3

If the response to 3.2 is yes, provide a brief description of those changes.

3.4

Is the reporting entity publicly traded or a member of a publicly traded group?

Yes [ X ] No [ ]

3.5

If the response to 3.4 is yes, provide the CIK (Central Index Key) code issued by the SEC for the entity/group.

1837429

4.1

Has the reporting entity been a party to a merger or consolidation during the period covered by this statement?

Yes [ ] No [ X ]

4.2

If yes, provide the name of the entity, NAIC Company Code, and state of domicile (use two letter state abbreviation) for any entity that has ceased to exist as a result of the merger or consolidation.

1	2	3
Name of Entity	NAIC Company Code	State of Domicile

5.

If the reporting entity is subject to a management agreement, including third-party administrator(s), managing general agent(s), attorney-in-fact, or similar agreement, have there been any significant changes regarding the terms of the agreement or principals involved?  
If yes, attach an explanation.

Yes [ ] No [ X ] N/A [ ]

6.1

State as of what date the latest financial examination of the reporting entity was made or is being made.

12/31/2020

6.2

State the as of date that the latest financial examination report became available from either the state of domicile or the reporting entity. This date should be the date of the examined balance sheet and not the date the report was completed or released.

12/31/2020

6.3

State as of what date the latest financial examination report became available to other states or the public from either the state of domicile or the reporting entity. This is the release date or completion date of the examination report and not the date of the examination (balance sheet date).

06/10/2022

6.4

By what department or departments?  
Texas Department of Insurance

6.5

Have all financial statement adjustments within the latest financial examination report been accounted for in a subsequent financial statement filed with Departments?

Yes [ ] No [ ] N/A [ X ]

6.6

Have all of the recommendations within the latest financial examination report been complied with?

Yes [ ] No [ ] N/A [ X ]

7.1

Has this reporting entity had any Certificates of Authority, licenses or registrations (including corporate registration, if applicable) suspended or revoked by any governmental entity during the reporting period?

Yes [ ] No [ X ]

7.2

If yes, give full information:

8.1

Is the company a subsidiary of a bank holding company regulated by the Federal Reserve Board?

Yes [ ] No [ X ]

8.2

If response to 8.1 is yes, please identify the name of the bank holding company.

8.3

Is the company affiliated with one or more banks, thrifts or securities firms?

Yes [ X ] No [ ]

8.4

If response to 8.3 is yes, please provide below the names and location (city and state of the main office) of any affiliates regulated by a federal regulatory services agency [i.e. the Federal Reserve Board (FRB), the Office of the Comptroller of the Currency (OCC), the Federal Deposit Insurance Corporation (FDIC) and the Securities Exchange Commission (SEC)] and identify the affiliate's primary federal regulator.

1	2	3	4	5	6
Affiliate Name	Location (City, State)	FRB	OCC	FDIC	SEC
ANICO Financial Services Inc.	Galveston, Texas	NO	NO	NO	YES
AEL Financial Services, LLC	Charlotte, North Carolina	NO	NO	NO	YES

GENERAL INTERROGATORIES

- 9.1

Are the senior officers (principal executive officer, principal financial officer, principal accounting officer or controller, or persons performing similar functions) of the reporting entity subject to a code of ethics, which includes the following standards? .....  
(a) Honest and ethical conduct, including the ethical handling of actual or apparent conflicts of interest between personal and professional relationships;  
(b) Full, fair, accurate, timely and understandable disclosure in the periodic reports required to be filed by the reporting entity;  
(c) Compliance with applicable governmental laws, rules and regulations;  
(d) The prompt internal reporting of violations to an appropriate person or persons identified in the code; and  
(e) Accountability for adherence to the code.

Yes [ X ] No [ ]
- 9.11

If the response to 9.1 is No, please explain:  
.....
- 9.2

Has the code of ethics for senior managers been amended? .....

Yes [ ] No [ X ]
- 9.21

If the response to 9.2 is Yes, provide information related to amendment(s).  
.....
- 9.3

Have any provisions of the code of ethics been waived for any of the specified officers? .....

Yes [ ] No [ X ]
- 9.31

If the response to 9.3 is Yes, provide the nature of any waiver(s).  
.....

FINANCIAL

- 10.1

Does the reporting entity report any amounts due from parent, subsidiaries or affiliates on Page 2 of this statement? .....

Yes [ X ] No [ ]
- 10.2

If yes, indicate any amounts receivable from parent included in the Page 2 amount: .....\$ .....

INVESTMENT

- 11.1

Were any of the stocks, bonds, or other assets of the reporting entity loaned, placed under option agreement, or otherwise made available for use by another person? (Exclude securities under securities lending agreements.) .....

Yes [ ] No [ X ]
- 11.2

If yes, give full and complete information relating thereto:  
.....
12.

Amount of real estate and mortgages held in other invested assets in Schedule BA: .....

\$ .....
13.

Amount of real estate and mortgages held in short-term investments: .....

\$ .....
- 14.1

Does the reporting entity have any investments in parent, subsidiaries and affiliates? .....

Yes [ X ] No [ ]
- 14.2

If yes, please complete the following:

	1	2
	Prior Year-End Book/Adjusted Carrying Value	Current Quarter Book/Adjusted Carrying Value
14.21 Bonds .....	\$ .....	\$ .....
14.22 Preferred Stock .....	\$ .....	\$ .....
14.23 Common Stock .....	\$ 1,888,338	\$ 1,994,575
14.24 Short-Term Investments .....	\$ .....	\$ .....
14.25 Mortgage Loans on Real Estate .....	\$ .....	\$ .....
14.26 All Other .....	\$ .....	\$ .....
14.27 Total Investment in Parent, Subsidiaries and Affiliates (Subtotal Lines 14.21 to 14.26) .....	\$ 1,888,338	\$ 1,994,575
14.28 Total Investment in Parent included in Lines 14.21 to 14.26 above .....	\$ .....	\$ .....
- 15.1

Has the reporting entity entered into any hedging transactions reported on Schedule DB? .....

Yes [ ] No [ X ]
- 15.2

If yes, has a comprehensive description of the hedging program been made available to the domiciliary state? ..... Yes [ ] No [ ] N/A [ X ]  
If no, attach a description with this statement.  
.....
16.

For the reporting entity's security lending program, state the amount of the following as of the current statement date:

16.1

Total fair value of reinvested collateral assets reported on Schedule DL, Parts 1 and 2. ....

\$ .....

16.2

Total book/adjusted carrying value of reinvested collateral assets reported on Schedule DL, Parts 1 and 2 .....

\$ .....

16.3

Total payable for securities lending reported on the liability page. ....

\$ .....

STATEMENT AS OF SEPTEMBER 30, 2024 OF THE American National Life Insurance Company of Texas

GENERAL INTERROGATORIES

17. Excluding items in Schedule E - Part 3 - Special Deposits, real estate, mortgage loans and investments held physically in the reporting entity's offices, vaults or safety deposit boxes, were all stocks, bonds and other securities, owned throughout the current year held pursuant to a custodial agreement with a qualified bank or trust company in accordance with Section 1, III - General Examination Considerations, F. Outsourcing of Critical Functions, Custodial or Safekeeping Agreements of the NAIC Financial Condition Examiners Handbook? ..... Yes [ X ] No [ ]
- 17.1 For all agreements that comply with the requirements of the NAIC Financial Condition Examiners Handbook, complete the following:

1 Name of Custodian(s)	2 Custodian Address
Bank of New York Mellon .....	One Wall Street, New York, NY .....

- 17.2 For all agreements that do not comply with the requirements of the NAIC Financial Condition Examiners Handbook, provide the name, location and a complete explanation:

1 Name(s)	2 Location(s)	3 Complete Explanation(s)

- 17.3 Have there been any changes, including name changes, in the custodian(s) identified in 17.1 during the current quarter? ..... Yes [ ] No [ X ]
- 17.4 If yes, give full information relating thereto:

1 Old Custodian	2 New Custodian	3 Date of Change	4 Reason

- 17.5 Investment management – Identify all investment advisors, investment managers, broker/dealers, including individuals that have the authority to make investment decisions on behalf of the reporting entity. For assets that are managed internally by employees of the reporting entity, note as such. ["...that have access to the investment accounts"; "...handle securities"]

1 Name of Firm or Individual	2 Affiliation
American National Insurance Company .....	A.....

17.5097 For those firms/individuals listed in the table for Question 17.5, do any firms/individuals unaffiliated with the reporting entity (i.e. designated with a "U") manage more than 10% of the reporting entity's invested assets?..... Yes [ ] No [ X ]

17.5098 For firms/individuals unaffiliated with the reporting entity (i.e. designated with a "U") listed in the table for Question 17.5, does the total assets under management aggregate to more than 50% of the reporting entity's invested assets?..... Yes [ ] No [ X ]

- 17.6 For those firms or individuals listed in the table for 17.5 with an affiliation code of "A" (affiliated) or "U" (unaffiliated), provide the information for the table below.

1 Central Registration Depository Number	2 Name of Firm or Individual	3 Legal Entity Identifier (LEI)	4 Registered With	5 Investment Management Agreement (IMA) Filed
.....	American National Insurance Company .....	98450090906CB7AD0P60 .....	.....	DS.....

- 18.1 Have all the filing requirements of the Purposes and Procedures Manual of the NAIC Investment Analysis Office been followed? ..... Yes [ X ] No [ ]
- 18.2 If no, list exceptions:  
.....

19. By self-designating 5GI securities, the reporting entity is certifying the following elements for each self-designated 5GI security:

a. Documentation necessary to permit a full credit analysis of the security does not exist or an NAIC CRP credit rating for an FE or PL security is not available.  
b. Issuer or obligor is current on all contracted interest and principal payments.  
c. The insurer has an actual expectation of ultimate payment of all contracted interest and principal.

Has the reporting entity self-designated 5GI securities? ..... Yes [ ] No [ X ]

20. By self-designating PLGI securities, the reporting entity is certifying the following elements of each self-designated PLGI security:

a. The security was purchased prior to January 1, 2018.  
b. The reporting entity is holding capital commensurate with the NAIC Designation reported for the security.  
c. The NAIC Designation was derived from the credit rating assigned by an NAIC CRP in its legal capacity as a NRSRO which is shown on a current private letter rating held by the insurer and available for examination by state insurance regulators.  
d. The reporting entity is not permitted to share this credit rating of the PL security with the SVO.

Has the reporting entity self-designated PLGI securities? ..... Yes [ ] No [ X ]

21. By assigning FE to a Schedule BA non-registered private fund, the reporting entity is certifying the following elements of each self-designated FE fund:

a. The shares were purchased prior to January 1, 2019.  
b. The reporting entity is holding capital commensurate with the NAIC Designation reported for the security.  
c. The security had a public credit rating(s) with annual surveillance assigned by an NAIC CRP in its legal capacity as an NRSRO prior to January 1, 2019.  
d. The fund only or predominantly holds bonds in its portfolio.  
e. The current reported NAIC Designation was derived from the public credit rating(s) with annual surveillance assigned by an NAIC CRP in its legal capacity as an NRSRO.  
f. The public credit rating(s) with annual surveillance assigned by an NAIC CRP has not lapsed.

Has the reporting entity assigned FE to Schedule BA non-registered private funds that complied with the above criteria? ..... Yes [ ] No [ X ]

GENERAL INTERROGATORIES

PART 2 - LIFE AND ACCIDENT AND HEALTH COMPANIES/FRATERNAL BENEFIT SOCIETIES

Life and Accident Health Companies/Fraternal Benefit Societies:

1.

Report the statement value of mortgage loans at the end of this reporting period for the following categories:

1

Amount

1.1

Long-Term Mortgages In Good Standing

1.11

Farm Mortgages

\$

1.12

Residential Mortgages

\$

1.13

Commercial Mortgages

\$

1.14

Total Mortgages in Good Standing

\$

1.2

Long-Term Mortgages In Good Standing with Restructured Terms

1.21

Total Mortgages in Good Standing with Restructured Terms

\$

1.3

Long-Term Mortgage Loans Upon which Interest is Overdue more than Three Months

1.31

Farm Mortgages

\$

1.32

Residential Mortgages

\$

1.33

Commercial Mortgages

\$

1.34

Total Mortgages with Interest Overdue more than Three Months

\$

1.4

Long-Term Mortgage Loans in Process of Foreclosure

1.41

Farm Mortgages

\$

1.42

Residential Mortgages

\$

1.43

Commercial Mortgages

\$

1.44

Total Mortgages in Process of Foreclosure

\$

1.5

Total Mortgage Loans (Lines 1.14 + 1.21 + 1.34 + 1.44) (Page 2, Column 3, Lines 3.1 + 3.2)

\$

1.6

Long-Term Mortgages Foreclosed, Properties Transferred to Real Estate in Current Quarter

1.61

Farm Mortgages

\$

1.62

Residential Mortgages

\$

1.63

Commercial Mortgages

\$

1.64

Total Mortgages Foreclosed and Transferred to Real Estate

\$

2.

Operating Percentages:

2.1

A&H loss percent

51.800

%

2.2

A&H cost containment percent

2.800

%

2.3

A&H expense percent excluding cost containment expenses

10.400

%

3.1

Do you act as a custodian for health savings accounts?

Yes

[ ]

No

[ X ]

3.2

If yes, please provide the amount of custodial funds held as of the reporting date

\$

3.3

Do you act as an administrator for health savings accounts?

Yes

[ ]

No

[ X ]

3.4

If yes, please provide the balance of the funds administered as of the reporting date

\$

4.

Is the reporting entity licensed or chartered, registered, qualified, eligible or writing business in at least two states?

Yes

[ X ]

No

[ ]

4.1

If no, does the reporting entity assume reinsurance business that covers risks residing in at least one state other than the state of domicile of the reporting entity?

Yes

[ ]

No

[ ]

Fraternal Benefit Societies Only:

5.1

In all cases where the reporting entity has assumed accident and health risks from another company, provisions should be made in this statement on account of such reinsurances for reserve equal to that which the original company would have been required to establish had it retained the risks. Has this been done?

Yes

[ ]

No

[ ]

N/A

[ ]

5.2

If no, explain:

6.1

Does the reporting entity have outstanding assessments in the form of liens against policy benefits that have increased surplus?

Yes

[ ]

No

[ ]

6.2

If yes, what is the date(s) of the original lien and the total outstanding balance of liens that remain in surplus?

Date	Outstanding Lien Amount



STATEMENT AS OF SEPTEMBER 30, 2024 OF THE American National Life Insurance Company of Texas

## SCHEDULE S - CEDED REINSURANCE

Showing All New Reinsurance Treaties - Current Year to Date

[illegible]

STATEMENT AS OF SEPTEMBER 30, 2024 OF THE American National Life Insurance Company of Texas

**SCHEDULE T - PREMIUMS AND ANNUITY CONSIDERATIONS**

Current Year To Date - Allocated by States and Territories

States, Etc.			Direct Business Only					
			Life Contracts		4 Accident and Health Insurance Premiums, Including Policy, Membership and Other Fees	5 Other Considerations	6 Total Columns 2 Through 5	7 Deposit-Type Contracts
			2 Life Insurance Premiums	3 Annuity Considerations				
1	Active Status (a)							
1. Alabama	AL	L	76,083		8,411		84,494	
2. Alaska	AK	L	3,367		7,273		10,640	
3. Arizona	AZ	L	19,218		109,347		128,565	
4. Arkansas	AR	L	32,157		62,585		94,742	
5. California	CA	L	120,982		805,641		926,623	
6. Colorado	CO	L	34,182		135,579		169,761	
7. Connecticut	CT	L	16,280		15,149		31,429	
8. Delaware	DE	L	1,787		151,679		153,466	
9. District of Columbia	DC	L						
10. Florida	FL	L	310,360		132,096		442,456	
11. Georgia	GA	L	59,702		100,346		160,048	
12. Hawaii	HI	L	53,030		34,593		87,623	
13. Idaho	ID	L	1,592		63,641		65,233	
14. Illinois	IL	L	58,473		176,692		235,165	
15. Indiana	IN	L	31,399		469,474		500,873	
16. Iowa	IA	L	14,623		272,028		286,651	
17. Kansas	KS	L	9,789		273,782		283,571	
18. Kentucky	KY	L	57,993		52,411		110,404	
19. Louisiana	LA	L	58,146		96,173		154,319	
20. Maine	ME	N	2,644		1,831		4,475	
21. Maryland	MD	L	44,434		157,081		201,515	
22. Massachusetts	MA	L	11,716	4,510	32,427		48,653	
23. Michigan	MI	L	26,178		219,937		246,115	
24. Minnesota	MN	L	192,026		4,210		196,236	
25. Mississippi	MS	L	39,026		211,756		250,782	
26. Missouri	MO	L	82,100		2,424,235		2,506,335	
27. Montana	MT	L	2,011		8,300		10,311	
28. Nebraska	NE	L	6,667		161,212		167,879	
29. Nevada	NV	L	35,725		169,567		205,292	
30. New Hampshire	NH	L	630				630	
31. New Jersey	NJ	N	6,027		10,547		16,574	
32. New Mexico	NM	L	41,583		25,829		67,412	
33. New York	NY	N	7,677		3,346		11,023	
34. North Carolina	NC	L	139,668	120	149,922		289,710	
35. North Dakota	ND	L	68		466		534	
36. Ohio	OH	L	54,072		512,306		566,378	
37. Oklahoma	OK	L	77,613		302,925		380,538	
38. Oregon	OR	L	4,122		495,925		500,047	
39. Pennsylvania	PA	L	43,691	94	114,213		157,998	
40. Rhode Island	RI	L		84	2,482		2,566	
41. South Carolina	SC	L	24,874		212,575		237,449	
42. South Dakota	SD	L	15,021		12,829		27,850	
43. Tennessee	TN	L	171,167		152,887		324,054	
44. Texas	TX	L	717,645		6,700,683		7,418,328	
45. Utah	UT	L	55,849		247,004		302,853	
46. Vermont	VT	N	1,122		3,357		4,479	
47. Virginia	VA	L	59,329		45,369		104,698	
48. Washington	WA	L	11,607		65,884		77,491	
49. West Virginia	WV	L	27,917		196,149		224,066	
50. Wisconsin	WI	L	44,374		64,625		108,999	
51. Wyoming	WY	L	3,074		108,108		111,182	
52. American Samoa	AS	N						
53. Guam	GU	L	3,384				3,384	
54. Puerto Rico	PR	N						
55. U.S. Virgin Islands	VI	N						
56. Northern Mariana Islands	MP	N						
57. Canada	CAN	N						
58. Aggregate Other Aliens	OT	XXX	22,217				22,217	
59. Subtotal	XXX		2,934,421	4,808	15,784,887		18,724,116	
90. Reporting entity contributions for employee benefits plans	XXX							
91. Dividends or refunds applied to purchase paid-up additions and annuities	XXX							
92. Dividends or refunds applied to shorten endowment or premium paying period	XXX							
93. Premium or annuity considerations waived under disability or other contract provisions	XXX		11,585				11,585	
94. Aggregate or other amounts not allocable by State	XXX							
95. Totals (Direct Business)	XXX		2,946,006	4,808	15,784,887		18,735,701	
96. Plus Reinsurance Assumed	XXX				82,160,596		82,160,596	
97. Totals (All Business)	XXX		2,946,006	4,808	97,945,483		100,896,297	
98. Less Reinsurance Ceded	XXX		45,528,434		95,052,450		140,580,884	
99. Totals (All Business) less Reinsurance Ceded	XXX		(42,582,428)	4,808	2,893,033		(39,684,587)	
DETAILS OF WRITE-INS								
58001. DEU Germany	XXX		18,000				18,000	
58002. USA Overseas Military	XXX		4,217				4,217	
58003.	XXX							
58998. Summary of remaining write-ins for Line 58 from overflow page	XXX							
58999. Totals (Lines 58001 through 58003 plus 58998)(Line 58 above)	XXX		22,217				22,217	
9401.	XXX							
9402.	XXX							
9403.	XXX							
9498. Summary of remaining write-ins for Line 94 from overflow page	XXX							
9499. Totals (Lines 9401 through 9403 plus 9498)(Line 94 above)	XXX							

(a) Active Status Counts:

1. L - Licensed or Chartered - Licensed insurance carrier or domiciled RRG.....48

2. R - Registered - Non-domiciled RRGs.....

3. E - Eligible - Reporting entities eligible or approved to write surplus lines in the state.....

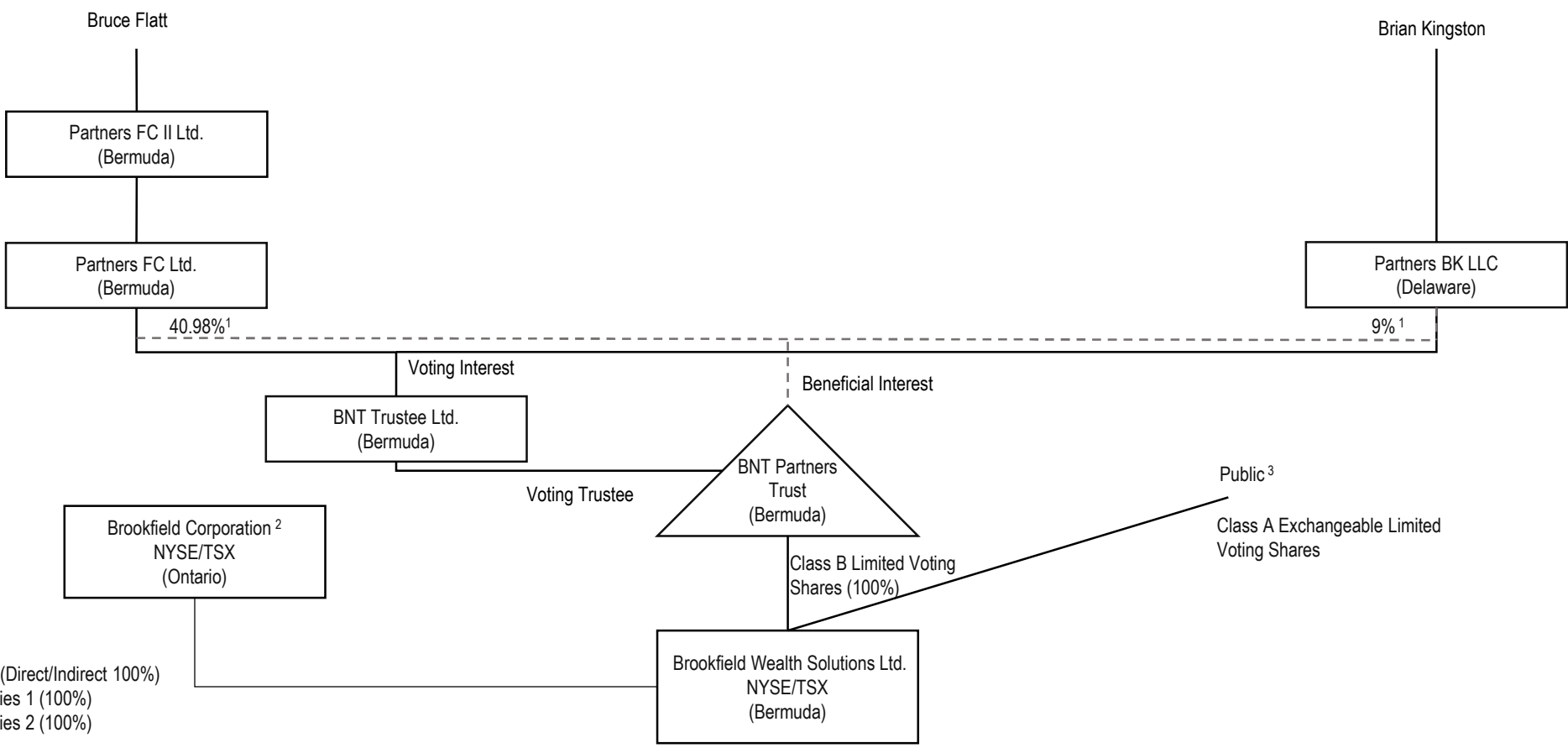
4. Q - Qualified - Qualified or accredited reinsurer.....

5. N - None of the above - Not allowed to write business in the state.....9

STATEMENT AS OF SEPTEMBER 30, 2024 OF THE American National Life Insurance Company of Texas

SCHEDULE Y - INFORMATION CONCERNING ACTIVITIES OF INSURER MEMBERS OF A HOLDING COMPANY GROUP

PART 1 - ORGANIZATIONAL CHART

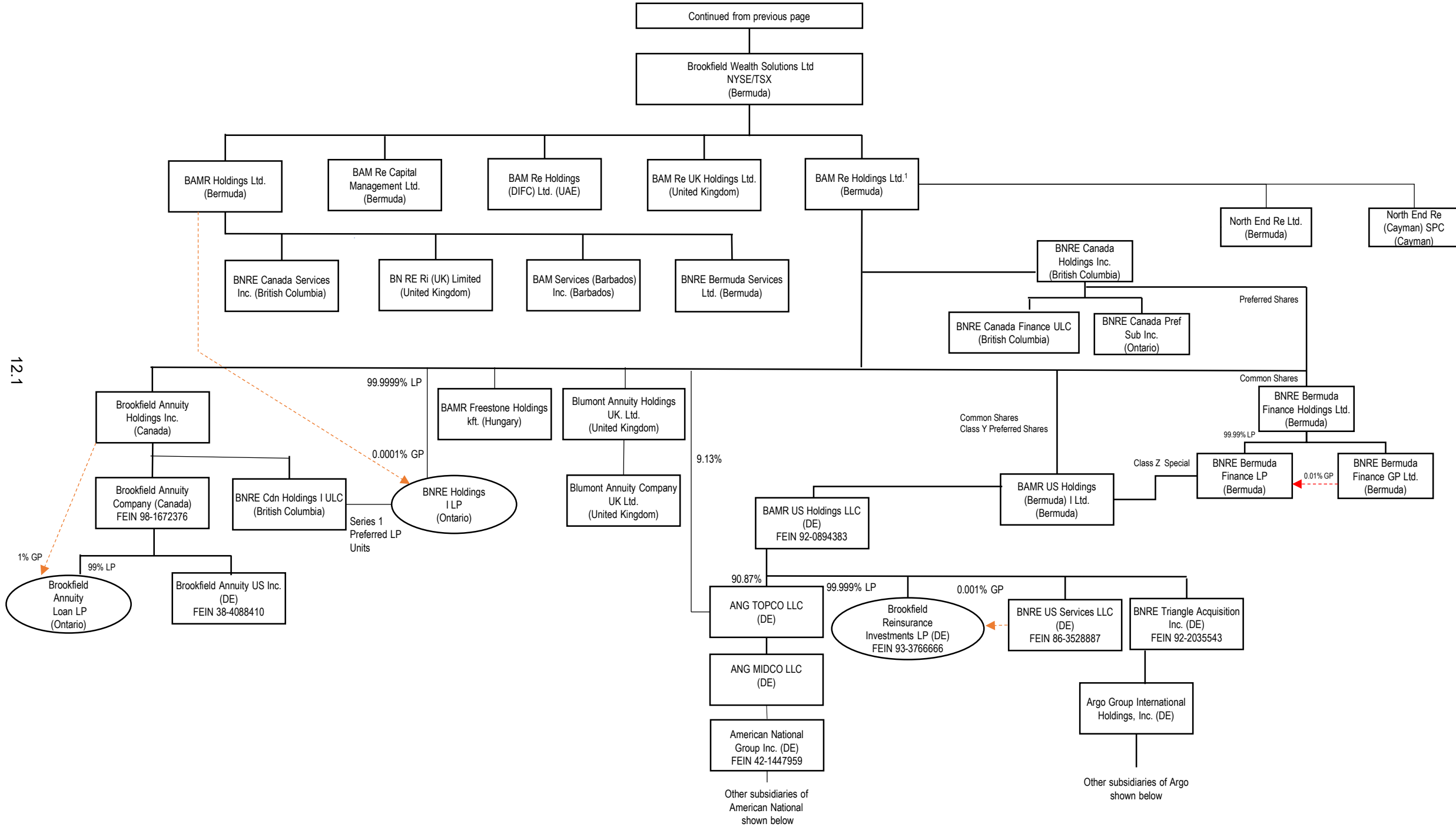


<sup>1</sup> This percentage represents both the percentage of beneficial interest in the BNT Partners Trust and the percentage of voting interest in BNT Trustee Ltd. The remaining 50.02% beneficial interest in BNT Partners Trust and 50.02% voting interest in BNT Trustee Ltd. is held through entities owned by (i) Sachin Shah (9%), (ii) Barry Blattman (9%) (iii) Cyrus Madon (8%), (iv) Connor Teskey (8%), (v) Anuj Ranjan (8%), and (vi) Bill Powell (8%).

<sup>2</sup> Pursuant to Commissioner’s Order No. 2022-7321 (HCS No. 1130540), Brookfield Corporation is not a control person within the Registrants’ holding company system, however Brookfield Corporation is included in this organizational chart due to certain commitments made by Brookfield Corporation in connection with its disclaimer of affiliation filing.

<sup>3</sup> In accordance with the Company’s third amended and restated bye-laws, no person holds more than 9.9% of the voting power of the Class A Exchangeable Limited Voting Shares.

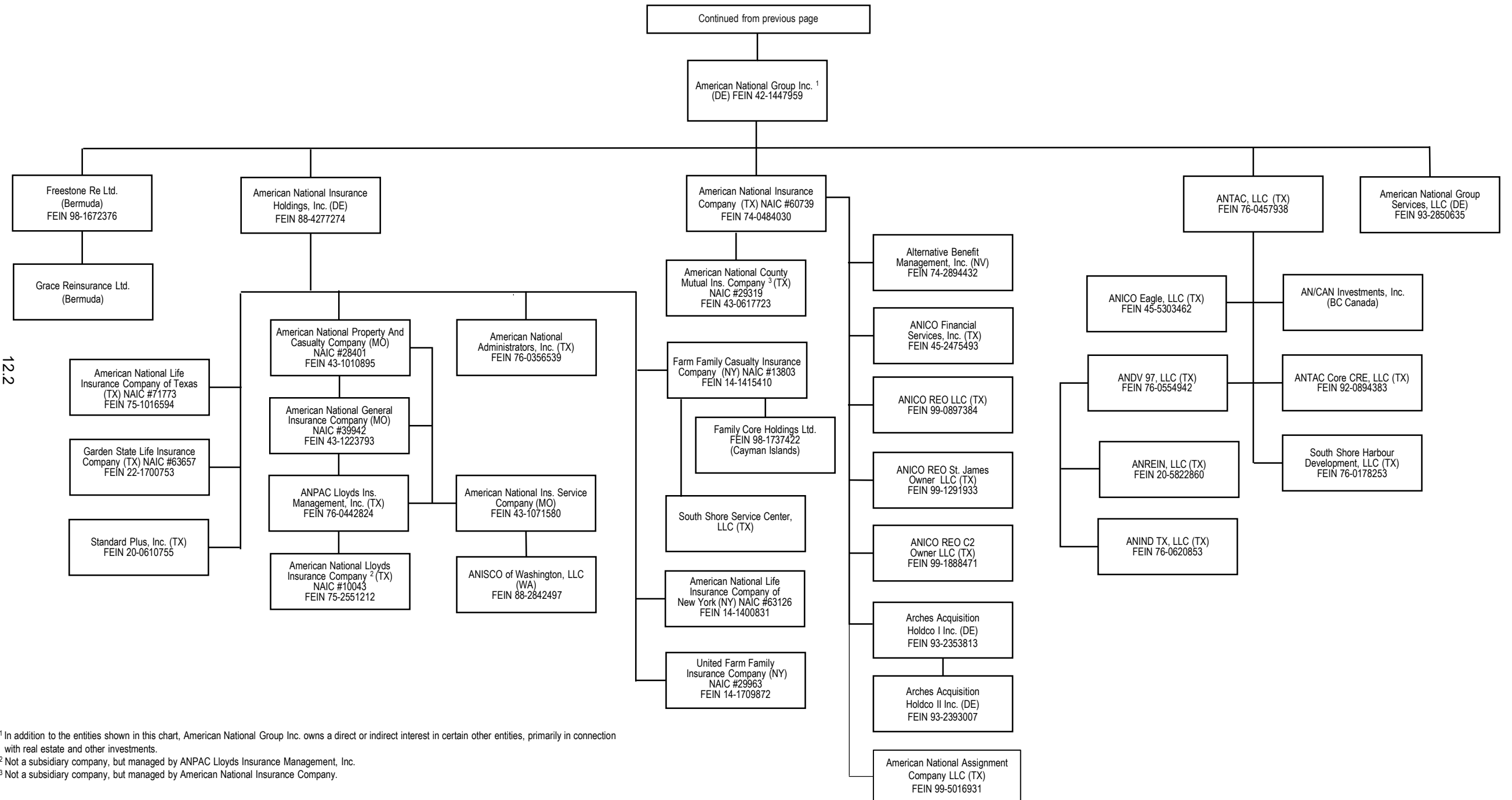
SCHEDULE Y - INFORMATION CONCERNING ACTIVITIES OF INSURER MEMBERS OF A HOLDING COMPANY GROUP  
PART 1 - ORGANIZATIONAL CHART



12.1

<sup>1</sup> In addition to the entities shown in this chart, BAM Re Holdings Ltd. owns direct or indirect interests in certain other entities, primarily in connection with investments.

SCHEDULE Y - INFORMATION CONCERNING ACTIVITIES OF INSURER MEMBERS OF A HOLDING COMPANY GROUP  
PART 1 - ORGANIZATIONAL CHART



12.2

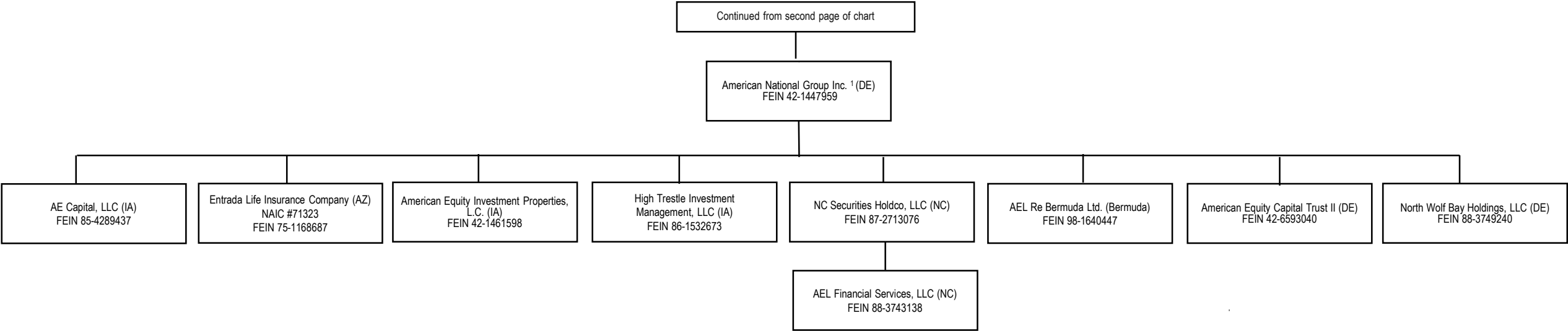
<sup>1</sup> In addition to the entities shown in this chart, American National Group Inc. owns a direct or indirect interest in certain other entities, primarily in connection with real estate and other investments.

<sup>2</sup> Not a subsidiary company, but managed by ANPAC Lloyds Insurance Management, Inc.

<sup>3</sup> Not a subsidiary company, but managed by American National Insurance Company.

Note: All subsidiaries are wholly owned, except as noted.

SCHEDULE Y - INFORMATION CONCERNING ACTIVITIES OF INSURER MEMBERS OF A HOLDING COMPANY GROUP  
PART 1 - ORGANIZATIONAL CHART



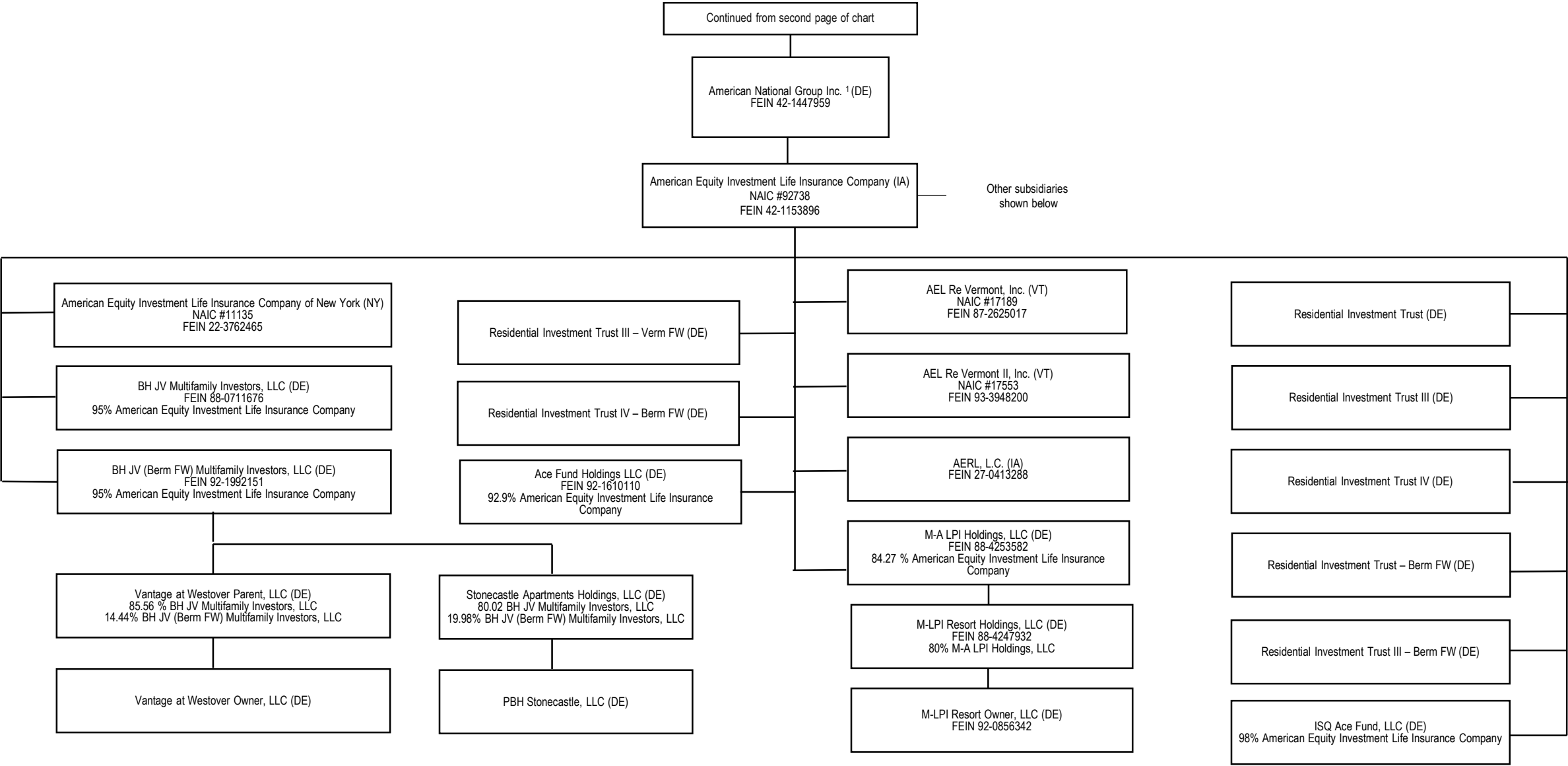
12.3

<sup>1</sup> In addition to the entities shown in this chart, American National Group Inc. owns a direct or indirect interest in certain other entities, primarily in connection with real estate and other investments.

Note: All subsidiaries are wholly owned, except as noted.

SCHEDULE Y - INFORMATION CONCERNING ACTIVITIES OF INSURER MEMBERS OF A HOLDING COMPANY GROUP  
PART 1 - ORGANIZATIONAL CHART

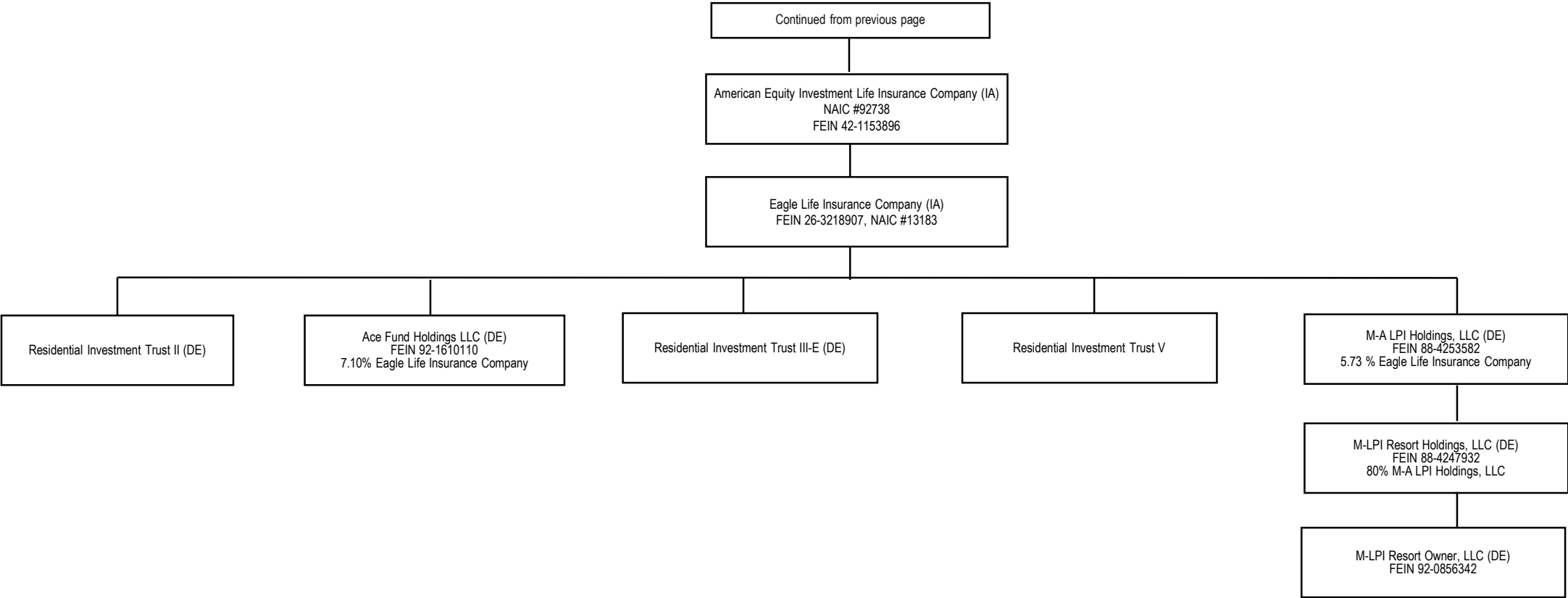
12.4



<sup>1</sup> In addition to the entities shown in this chart, American National Group Inc. owns a direct or indirect interest in certain other entities, primarily in connection with real estate and other investments.

Note: All subsidiaries are wholly owned, except as noted.

SCHEDULE Y - INFORMATION CONCERNING ACTIVITIES OF INSURER MEMBERS OF A HOLDING COMPANY GROUP  
PART 1 - ORGANIZATIONAL CHART



12.5

<sup>1</sup> In addition to the entities shown in this chart, American National Group Inc. owns a direct or indirect interest in certain other entities, primarily in connection with real estate and other investments.

Note: All subsidiaries are wholly owned, except as noted.

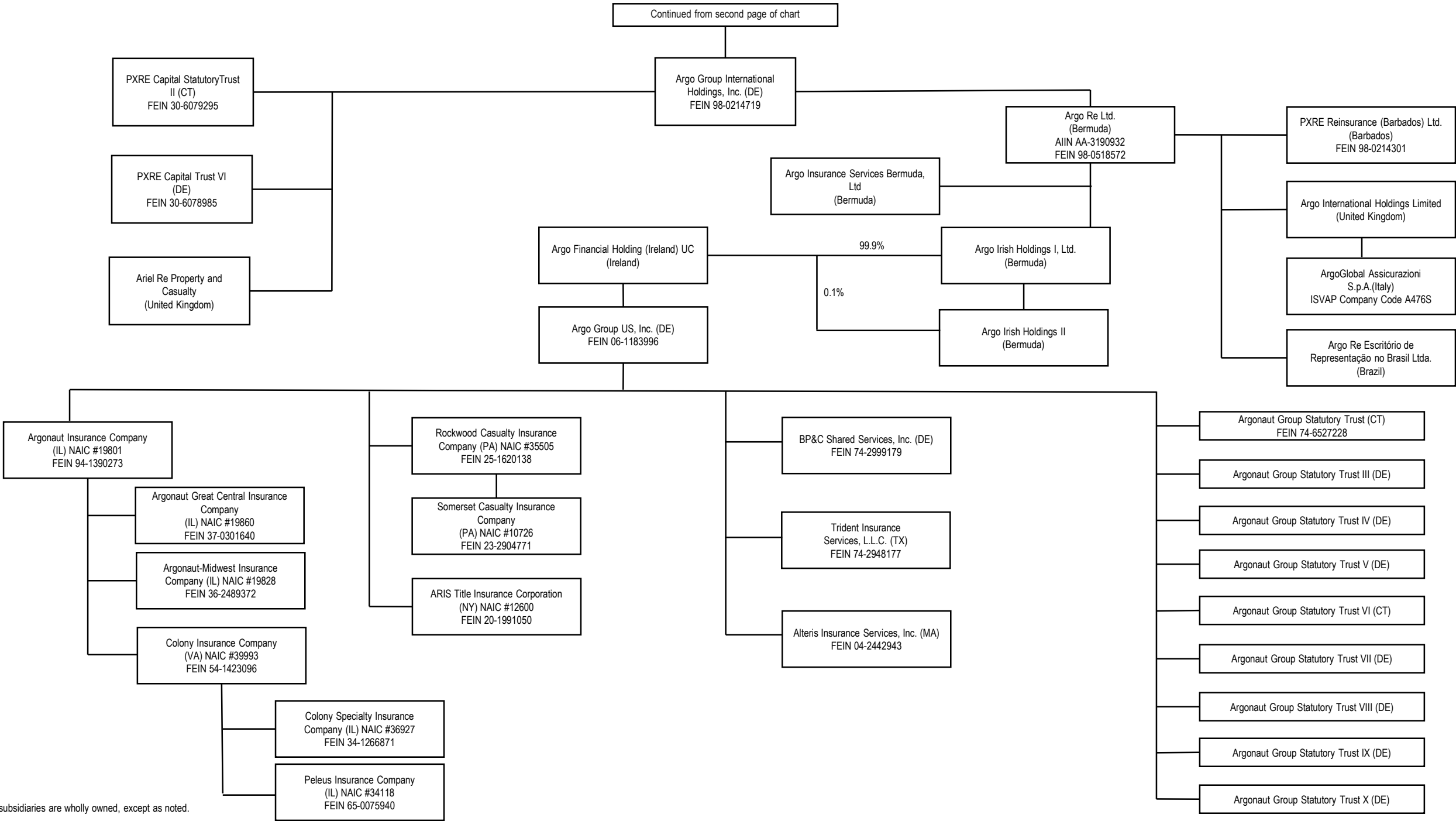


STATEMENT AS OF SEPTEMBER 30, 2024 OF THE American National Life Insurance Company of Texas

SCHEDULE Y - INFORMATION CONCERNING ACTIVITIES OF INSURER MEMBERS OF A HOLDING COMPANY GROUP

PART 1 - ORGANIZATIONAL CHART

12.6



SCHEDULE Y  
PART 1A - DETAIL OF INSURANCE HOLDING COMPANY SYSTEM

1	2	3	4	5	6	7	8	9	10	11	12 Type of Control (Ownership, Board, Management, Attorney-in-Fact, Influence, Other)	13 If Control is Owner- ship Provide Percen- tage	14 Ultimate Controlling Entity(ies)/Person(s)	15 Is an SCA Filing Re- quired? (Yes/No)	16
Group Code	Group Name	NAIC Company Code	ID Number	Federal RSSD	CIK	Name of Securities Exchange if Publicly Traded (U.S. or International)	Names of Parent, Subsidiaries Or Affiliates	Domi- ciliary Loca- tion	Rela- tion- ship to Reporting Entity	Directly Controlled by (Name of Entity/Person)					*
. 0408	Brookfield Wealth Solutions Ltd. Group	60739	74-0484030	1343722			American National Insurance Company	TX	IA	American National Group Inc.	Ownership	100.000	Brookfield Wealth Solutions Ltd.	NO	1
. 0408	Brookfield Wealth Solutions Ltd. Group	71773	75-1016594	1343731			American National Life Insurance Company of Texas	TX	RE	American National Insurance Holdings, Inc.	Ownership	100.000	Brookfield Wealth Solutions Ltd.	NO	1
. 0408	Brookfield Wealth Solutions Ltd. Group	63657	22-1700753				Garden State Life Insurance Company	TX	IA	American National Insurance Holdings, Inc.	Ownership	100.000	Brookfield Wealth Solutions Ltd.	NO	1
. 0408	Brookfield Wealth Solutions Ltd. Group	63126	14-1400831				American National Life Insurance Company of New York	NY	IA	American National Insurance Holdings, Inc.	Ownership	100.000	Brookfield Wealth Solutions Ltd.	NO	1
. 0408	Brookfield Wealth Solutions Ltd. Group	13803	14-1415410				Farm Family Casualty Insurance Company	NY	IA	American National Insurance Holdings, Inc.	Ownership	100.000	Brookfield Wealth Solutions Ltd.	NO	1
. 0408	Brookfield Wealth Solutions Ltd. Group	29963	14-1709872				United Farm Family Insurance Company	NY	IA	American National Insurance Holdings, Inc.	Ownership	100.000	Brookfield Wealth Solutions Ltd.	NO	1
. 0408	Brookfield Wealth Solutions Ltd. Group	28401	43-1010895	1343946			American National Property and Casualty Company	MO	IA	American National Insurance Holdings, Inc.	Ownership	100.000	Brookfield Wealth Solutions Ltd.	NO	1
. 0408	Brookfield Wealth Solutions Ltd. Group	39942	43-1223793				American National General Insurance Company	MO	IA	American National Property and Casualty Company	Ownership	100.000	Brookfield Wealth Solutions Ltd.	NO	1
. 0408	Brookfield Wealth Solutions Ltd. Group	29319	43-0617723				American National County Mutual Insurance Company	TX	IA	American National Insurance Company	Management	0.000	Brookfield Wealth Solutions Ltd.	NO	1
. 0408	Brookfield Wealth Solutions Ltd. Group	10043	75-2551212				American National Lloyds Insurance Company	TX	IA	ANPAC Lloyds Insurance Management, Inc.	Attorney-In-Fact	0.000	Brookfield Wealth Solutions Ltd.	NO	1
. 0408	Brookfield Wealth Solutions Ltd. Group	00000	42-1447959	3981379	1039828	NYSE	American National Group Inc.	DE	UIP	BAMR US Holdings LLC	Ownership	90.900	Brookfield Wealth Solutions Ltd.	NO	1
. 0408	Brookfield Wealth Solutions Ltd. Group	00000	88-4277274				American National Insurance Holdings, Inc.	DE	UDP	American National Group Inc.	Ownership	100.000	Brookfield Wealth Solutions Ltd.	NO	1
. 0408	Brookfield Wealth Solutions Ltd. Group	00000	76-0457938				ANTAC, LLC	TX	NIA	American National Group Inc.	Ownership	100.000	Brookfield Wealth Solutions Ltd.	NO	1
. 0408	Brookfield Wealth Solutions Ltd. Group	00000	74-2894432				Alternative Benefit Management, Inc.	NV	NIA	American National Insurance Company	Ownership	100.000	Brookfield Wealth Solutions Ltd.	NO	1
. 0408	Brookfield Wealth Solutions Ltd. Group	00000	45-2475493				ANICO Financial Services, Inc.	TX	NIA	American National Insurance Company	Ownership	100.000	Brookfield Wealth Solutions Ltd.	NO	1
. 0408	Brookfield Wealth Solutions Ltd. Group	00000	76-0356539				American National Administrators, Inc.	TX	NIA	American National Insurance Holdings, Inc.	Ownership	100.000	Brookfield Wealth Solutions Ltd.	NO	1
. 0408	Brookfield Wealth Solutions Ltd. Group	00000	43-1071580				American National Insurance Service Company	MO	NIA	American National Property and Casualty Company	Ownership	100.000	Brookfield Wealth Solutions Ltd.	NO	1
. 0408	Brookfield Wealth Solutions Ltd. Group	00000	88-2842497				ANISCO of Washington, LLC	WA	NIA	American National Insurance Service Company	Ownership	100.000	Brookfield Wealth Solutions Ltd.	NO	1
. 0408	Brookfield Wealth Solutions Ltd. Group	00000	76-0442824				ANPAC Lloyds Insurance Management, Inc.	TX	NIA	American National Property and Casualty Company	Ownership	100.000	Brookfield Wealth Solutions Ltd.	NO	1
. 0408	Brookfield Wealth Solutions Ltd. Group	00000	76-0620853				ANIND TX, LLC	TX	NIA	ANDV 97, LLC	Ownership	100.000	Brookfield Wealth Solutions Ltd.	NO	1
. 0408	Brookfield Wealth Solutions Ltd. Group	00000	20-5822860				ANREINV, LLC	TX	NIA	ANDV 97, LLC	Ownership	100.000	Brookfield Wealth Solutions Ltd.	NO	1
. 0408	Brookfield Wealth Solutions Ltd. Group	00000	76-0554942				ANDV 97, LLC	TX	NIA	ANTAC, LLC	Ownership	100.000	Brookfield Wealth Solutions Ltd.	NO	1
. 0408	Brookfield Wealth Solutions Ltd. Group	00000	45-5303462				ANICO Eagle, LLC	TX	NIA	ANTAC, LLC	Ownership	100.000	Brookfield Wealth Solutions Ltd.	NO	1
. 0408	Brookfield Wealth Solutions Ltd. Group	00000					AN/CAN Investments, Inc.	CAN	NIA	ANTAC, LLC	Ownership	100.000	Brookfield Wealth Solutions Ltd.	NO	1
. 0408	Brookfield Wealth Solutions Ltd. Group	00000	98-1674569				Freestone Re Ltd.	BMJ	IA	American National Group Inc.	Ownership	100.000	Brookfield Wealth Solutions Ltd.	NO	1

STATEMENT AS OF SEPTEMBER 30, 2024 OF THE American National Life Insurance Company of Texas

SCHEDULE Y  
PART 1A - DETAIL OF INSURANCE HOLDING COMPANY SYSTEM

1	2	3	4	5	6	7	8	9	10	11	12	13	14	15	16
Group Code	Group Name	NAIC Company Code	ID Number	Federal RSSD	CIK	Name of Securities Exchange if Publicly Traded (U.S. or International)	Names of Parent, Subsidiaries Or Affiliates	Domi-ciliary Location	Relation-ship to Reporting Entity	Directly Controlled by (Name of Entity/Person)	Type of Control (Ownership, Board, Management, Attorney-in-Fact, Influence, Other)	If Control is Owner-ship Provide Percen-tage	Ultimate Controlling Entity(ies)/Person(s)	Is an SCA Filing Re-quired? (Yes/No)	*
. 0408	Brookfield Wealth Solutions Ltd. Group	..... 00000	76-0178253	..	.....	.....	South Shore Harbour Development, LLC	.. TX.....	..... NIA.....	ANTAC, LLC	Ownership.....	100.000	Brookfield Wealth Solutions Ltd.	... NO.....	... 1
. 0408	Brookfield Wealth Solutions Ltd. Group	..... 00000	20-0610755	..	.....	.....	Standard Plus, Inc.	.. TX.....	..... NIA.....	American National Insurance Holdings, Inc.	Ownership.....	100.000	Brookfield Wealth Solutions Ltd.	... NO.....	... 1
. 0408	Brookfield Wealth Solutions Ltd. Group	..... 00000	98-1672376	..	.....	.....	Brookfield Annuity Company	..CAN.....	..... IA.....	Brookfield Annuity Holdings Inc.	Ownership.....	100.000	Brookfield Wealth Solutions Ltd.	... NO.....	... 1
. 0408	Brookfield Wealth Solutions Ltd. Group	..... 00000	92-0894383	..	.....	.....	BAMR US Holdings LLC	.. DE.....	..... NIA.....	BAMR US Holdings (Bermuda) I Ltd.	Ownership.....	100.000	Brookfield Wealth Solutions Ltd.	... NO.....	... 1
. 0408	Brookfield Wealth Solutions Ltd. Group	..... 00000		..	.....	.....	BAMR US Holdings (Bermuda) I Ltd.	..BMJ.....	..... NIA.....	BAM Re Holdings Ltd.	Ownership.....	100.000	Brookfield Wealth Solutions Ltd.	... NO.....	... 1
. 0408	Brookfield Wealth Solutions Ltd. Group	..... 00000		..	.....	.....	BNT Trustee Ltd.	..BMJ.....	..... UIP.....	Partners FC Ltd.	Ownership.....	..41.000	Bruce Flatt	... NO.....	.....
. 0408	Brookfield Wealth Solutions Ltd. Group	..... 00000		..	.....	.....	BNT Trustee Ltd.	..BMJ.....	..... UIP.....	Partners BK LLC	Ownership.....	..9.000	Brian Kingston	... NO.....	.....
. 0408	Brookfield Wealth Solutions Ltd. Group	..... 00000		..	.....	.....	BNT Partners Trust	..BMJ.....	..... UIP.....	BNT Trustee Ltd.	Management.....	..0.000	Bruce Flatt and Brian Kingston	... NO.....	.....
. 0408	Brookfield Wealth Solutions Ltd. Group	..... 00000	85-9332827	..	.....	.....	BAM Re Holdings Ltd.	..BMJ.....	..... NIA.....	Brookfield Wealth Solutions Ltd.	Ownership.....	100.000	Brookfield Wealth Solutions Ltd.	... NO.....	... 1
. 0408	Brookfield Wealth Solutions Ltd. Group	..... 00000	80-0947060	..	.....	.....	Town Center Partners, Ltd.	.. TX.....	..... NIA.....	TC Blvd. Partners, LLC	Management.....	..0.000	Brookfield Wealth Solutions Ltd.	... NO.....	... 1
. 0408	Brookfield Wealth Solutions Ltd. Group	..... 00000	76-0444990	..	.....	.....	Town and Country Partnership	.. TX.....	..... NIA.....	ANDV 97, LLC	Ownership.....	..72.200	Brookfield Wealth Solutions Ltd.	... NO.....	... 1
. 0408	Brookfield Wealth Solutions Ltd. Group	..... 00000	46-3426560	..	.....	.....	TC Blvd. Partners, LLC	.. TX.....	..... NIA.....	ANICO Eagle, LLC	Ownership.....	..87.700	Brookfield Wealth Solutions Ltd.	... NO.....	... 1
. 0408	Brookfield Wealth Solutions Ltd. Group	..... 00000	46-3432650	..	.....	.....	TC Blvd. Partners II, LLC	.. TX.....	..... NIA.....	ANICO Eagle, LLC	Ownership.....	..95.000	Brookfield Wealth Solutions Ltd.	... NO.....	... 1
. 0408	Brookfield Wealth Solutions Ltd. Group	..... 00000	99-1382199	..	.....	.....	RLS Holdco, LLC	.. DE.....	..... OTH.....	American National Insurance Company	Ownership.....	..80.200	Brookfield Wealth Solutions Ltd.	... NO.....	...13
. 0408	Brookfield Wealth Solutions Ltd. Group	..... 00000	99-1363460	..	.....	.....	RLS Borrower, LLC	.. DE.....	..... OTH.....	RLS Holdco, LLC	Ownership.....	100.000	Brookfield Wealth Solutions Ltd.	... NO.....	...13
. 0408	Brookfield Wealth Solutions Ltd. Group	..... 00000	99-4182456	..	.....	.....	LCM G Issuer, LP	.. DE.....	..... OTH.....	American Equity Investment Life Insurance Company	Ownership.....	..72.000	Brookfield Wealth Solutions Ltd.	... NO.....	...13
. 0408	Brookfield Wealth Solutions Ltd. Group	..... 00000	78-3081227	..	.....	.....	BNRE Canada Holdings Inc.	..CAN.....	..... NIA.....	BAM Re Holdings Ltd.	Ownership.....	100.000	Brookfield Wealth Solutions Ltd.	... NO.....	...13
. 0408	Brookfield Wealth Solutions Ltd. Group	..... 00000	98-1790219	..	.....	.....	BNRE Canada Finance ULC	..CAN.....	..... NIA.....	BNRE Canada Holdings Inc.	Ownership.....	100.000	Brookfield Wealth Solutions Ltd.	... NO.....	...13
. 0408	Brookfield Wealth Solutions Ltd. Group	..... 00000	98-1790480	..	.....	.....	BNRE Bermuda Finance LP	..BMJ.....	..... NIA.....	BNRE Bermuda Finance GP Ltd.	Management.....	..0.000	Brookfield Wealth Solutions Ltd.	... NO.....	...13
. 0408	Brookfield Wealth Solutions Ltd. Group	..... 00000	98-1790490	..	.....	.....	BNRE Bermuda Finance GP Ltd.	..BMJ.....	..... NIA.....	BNRE Bermuda Finance Holdings Ltd.	Ownership.....	100.000	Brookfield Wealth Solutions Ltd.	... NO.....	...13
. 0408	Brookfield Wealth Solutions Ltd. Group	..... 00000	98-1790499	..	.....	.....	BNRE Bermuda Finance Holdings Ltd.	..BMJ.....	..... NIA.....	BAM Re Holdings Ltd.	Ownership.....	100.000	Brookfield Wealth Solutions Ltd.	... NO.....	...13
. 0408	Brookfield Wealth Solutions Ltd. Group	..... 00000		..	.....	.....	5 MW Property Holdings Ltd.	..CYM.....	..... OTH.....	Brookfield Reinsurance Investments LP	Ownership.....	..40.100	Brookfield Wealth Solutions Ltd.	... NO.....	...13
. 0408	Brookfield Wealth Solutions Ltd. Group	..... 00000		..	.....	.....	Volta Holdings LP	..CYM.....	..... OTH.....	American Equity Investment Life Insurance Company	Ownership.....	..72.000	Brookfield Wealth Solutions Ltd.	... NO.....	... 1
. 0408	Brookfield Wealth Solutions Ltd. Group	..... 00000	88-3889808	..	.....	.....	TX Wren LLC	.. DE.....	..... OTH.....	American National Insurance Company	Ownership.....	..90.000	Brookfield Wealth Solutions Ltd.	... NO.....	...13
. 0408	Brookfield Wealth Solutions Ltd. Group	..... 00000	88-3871687	..	.....	.....	TX Newton LLC	.. DE.....	..... OTH.....	American National Insurance Company	Ownership.....	..90.000	Brookfield Wealth Solutions Ltd.	... NO.....	...13

STATEMENT AS OF SEPTEMBER 30, 2024 OF THE American National Life Insurance Company of Texas

SCHEDULE Y  
PART 1A - DETAIL OF INSURANCE HOLDING COMPANY SYSTEM

1	2	3	4	5	6	7	8	9	10	11	12	13	14	15	16
Group Code	Group Name	NAIC Company Code	ID Number	Federal RSSD	CIK	Name of Securities Exchange if Publicly Traded (U.S. or International)	Names of Parent, Subsidiaries Or Affiliates	Domi-ciliary Location	Relation-ship to Reporting Entity	Directly Controlled by (Name of Entity/Person)	Type of Control (Ownership, Board, Management, Attorney-in-Fact, Influence, Other)	If Control is Owner-ship Provide Percen-tage	Ultimate Controlling Entity(ies)/Person(s)	Is an SCA Filing Re-quired? (Yes/No)	*
. 0408	Brookfield Wealth Solutions Ltd. Group	00000	88-3921297				TX Leibniz LLC	..DE.....	OTH.....	American National Insurance Company	Ownership.....	..90.000	Brookfield Wealth Solutions Ltd.	...NO.....	...13....
. 0408	Brookfield Wealth Solutions Ltd. Group	00000	88-3957208				TX Kepler LLC	..DE.....	OTH.....	American National Insurance Company	Ownership.....	..90.000	Brookfield Wealth Solutions Ltd.	...NO.....	...13....
. 0408	Brookfield Wealth Solutions Ltd. Group	00000	88-3904685				TX Hooke LLC	..DE.....	OTH.....	American National Insurance Company	Ownership.....	..90.000	Brookfield Wealth Solutions Ltd.	...NO.....	...13....
. 0408	Brookfield Wealth Solutions Ltd. Group	00000	20-8243164				MRPL Retail Partners, Ltd. (Shops at Bella Terra)	..TX.....	NIA.....	ANICO Eagle, LLC	Ownership.....	..100.000	Brookfield Wealth Solutions Ltd.	...NO.....	...1....
. 0408	Brookfield Wealth Solutions Ltd. Group	00000	88-3971831				TX Galileo LLC	..DE.....	OTH.....	American National Insurance Company	Ownership.....	..90.000	Brookfield Wealth Solutions Ltd.	...NO.....	...13....
. 0408	Brookfield Wealth Solutions Ltd. Group	00000	93-2732031				SG BNRe LLC	..DE.....	OTH.....	Chamberlain Blane 2023-1 LLC	Ownership.....	..100.000	Brookfield Wealth Solutions Ltd.	...NO.....	...13....
. 0408	Brookfield Wealth Solutions Ltd. Group	00000					Partners FC Ltd.	..BMJ.....	UIP.....	Partners FC II Ltd.	Ownership.....	..100.000	Bruce Flatt	...NO.....	.....
. 0408	Brookfield Wealth Solutions Ltd. Group	00000					Partners FC II Ltd.	..BMJ.....	UIP.....	Bruce Flatt	Ownership.....	..100.000	Bruce Flatt	...NO.....	.....
. 0408	Brookfield Wealth Solutions Ltd. Group	00000					Partners BK LLC	..BMJ.....	UIP.....	Brian Kingston	Ownership.....	..100.000	Brian Kingston	...NO.....	.....
. 0408	Brookfield Wealth Solutions Ltd. Group	00000	98-1737429				One Liberty Plaza Property Holdings Limited	..CYM.....	OTH.....	American Equity Investment Life Insurance Company	Ownership.....	..39.100	Brookfield Wealth Solutions Ltd.	...NO.....	...13....
. 0408	Brookfield Wealth Solutions Ltd. Group	00000	20-4937509				Germann Road Land Development, LLC	..CO.....	NIA.....	ANICO Eagle, LLC	Ownership.....	..100.000	Brookfield Wealth Solutions Ltd.	...NO.....	...1....
. 0408	Brookfield Wealth Solutions Ltd. Group	00000					North End Re Ltd.	..BMJ.....	IA.....	BAM Re Holdings Ltd.	Ownership.....	..100.000	Brookfield Wealth Solutions Ltd.	...NO.....	...1....
. 0408	Brookfield Wealth Solutions Ltd. Group	00000					North End Re (Cayman) SPC	..CYM.....	IA.....	BAM Re Holdings Ltd.	Ownership.....	..100.000	Brookfield Wealth Solutions Ltd.	...NO.....	...1....
. 0408	Brookfield Wealth Solutions Ltd. Group	00000	83-2964071				Eagle Tri County LLC	..TX.....	NIA.....	Eagle IND., LP	Ownership.....	..100.000	Brookfield Wealth Solutions Ltd.	...NO.....	...1....
. 0408	Brookfield Wealth Solutions Ltd. Group	00000	76-0621069				Eagle IND., L.P.	..TX.....	NIA.....	ANIND TX, LLC	Management.....	..0.000	Brookfield Wealth Solutions Ltd.	...NO.....	...1....
. 0408	Brookfield Wealth Solutions Ltd. Group	00000	83-2990147				Eagle Burleson Park LLC	..TX.....	NIA.....	Eagle IND., LP	Ownership.....	..100.000	Brookfield Wealth Solutions Ltd.	...NO.....	...1....
. 0408	Brookfield Wealth Solutions Ltd. Group	00000					McCarren 2021-1 Ltd.	..CYM.....	OTH.....	American National Insurance Company	Ownership.....	..76.000	Brookfield Wealth Solutions Ltd.	...NO.....	...13....
. 0408	Brookfield Wealth Solutions Ltd. Group	00000					Prospect 2021-1 Ltd.	..CYM.....	OTH.....	American National Insurance Company	Ownership.....	..75.000	Brookfield Wealth Solutions Ltd.	...NO.....	...13....
. 0408	Brookfield Wealth Solutions Ltd. Group	00000					Chipman Industrial Park No. 1 Inc.	..CAN.....	NIA.....	Chipman Development Corporation	Ownership.....	..100.000	Brookfield Wealth Solutions Ltd.	...NO.....	...1....
. 0408	Brookfield Wealth Solutions Ltd. Group	00000					Chipman Holdings, Inc.	..CAN.....	NIA.....	AN/CAN Investments, Inc.	Ownership.....	..100.000	Brookfield Wealth Solutions Ltd.	...NO.....	...1....
. 0408	Brookfield Wealth Solutions Ltd. Group	00000					Chipman Development Corporation	..CAN.....	NIA.....	AN/CAN Investments, Inc.	Ownership.....	..100.000	Brookfield Wealth Solutions Ltd.	...NO.....	...1....
. 0408	Brookfield Wealth Solutions Ltd. Group	00000					Meadow 2021-1 Ltd.	..CYM.....	OTH.....	American Equity Investment Life Insurance Company	Ownership.....	..75.000	Brookfield Wealth Solutions Ltd.	...NO.....	...13....
. 0408	Brookfield Wealth Solutions Ltd. Group	00000					McCarren 2021-1 Holdco Ltd.	..CYM.....	OTH.....	McCarren 2021-1 Ltd.	Ownership.....	..100.000	Brookfield Wealth Solutions Ltd.	...NO.....	...13....
. 0408	Brookfield Wealth Solutions Ltd. Group	00000					Prospect 2021-1 Holdco Ltd.	..CYM.....	OTH.....	Prospect 2021-1 Ltd.	Ownership.....	..100.000	Brookfield Wealth Solutions Ltd.	...NO.....	...13....
. 0408	Brookfield Wealth Solutions Ltd. Group	00000					Meadow 2021-1 Holdco Ltd.	..CYM.....	OTH.....	Meadow 2021-1 Ltd.	Ownership.....	..100.000	Brookfield Wealth Solutions Ltd.	...NO.....	...13....

STATEMENT AS OF SEPTEMBER 30, 2024 OF THE American National Life Insurance Company of Texas

SCHEDULE Y  
PART 1A - DETAIL OF INSURANCE HOLDING COMPANY SYSTEM

1	2	3	4	5	6	7	8	9	10	11	12 Type of Control (Ownership, Board, Management, Attorney-in-Fact, Influence, Other)	13 If Control is Owner- ship Provide Percen- tage	14 Ultimate Controlling Entity(ies)/Person(s)	15 Is an SCA Filing Re- quired? (Yes/No)	16
Group Code	Group Name	NAIC Company Code	ID Number	Federal RSSD	CIK	Name of Securities Exchange if Publicly Traded (U.S. or International)	Names of Parent, Subsidiaries Or Affiliates	Domi- ciliary Loca- tion	Relation- ship to Reporting Entity	Directly Controlled by (Name of Entity/Person)					*
. 0408	Brookfield Wealth Solutions Ltd. Group	00000	98-1737739				Lilia Property Holdings Ltd	..CYM.....	OTH.....	ANTAC Core CRE LLC	Ownership.....	35.800	Brookfield Wealth Solutions Ltd.	NO	13
. 0408	Brookfield Wealth Solutions Ltd. Group	00000					Canadian Cottage Company Ltd.	..CAN.....	NIA.....	Chipman Holdings, Inc.	Ownership.....	100.000	Brookfield Wealth Solutions Ltd.	NO	1
. 0408	Brookfield Wealth Solutions Ltd. Group	00000	93-4288766				Johnston 2023-1, LLC	..DE.....	OTH.....	American National Insurance Company	Ownership.....	76.200	Brookfield Wealth Solutions Ltd.	NO	13
. 0408	Brookfield Wealth Solutions Ltd. Group	00000	92-4009671				Isserlis 2023-1, LLC	..DE.....	OTH.....	American National Insurance Company	Ownership.....	76.200	Brookfield Wealth Solutions Ltd.	NO	13
. 0408	Brookfield Wealth Solutions Ltd. Group	00000	92-3985861				Harrell 2023-1, LLC	..DE.....	OTH.....	American National Insurance Company	Ownership.....	76.200	Brookfield Wealth Solutions Ltd.	NO	13
. 0408	Brookfield Wealth Solutions Ltd. Group	00000	98-1737778				Grace Property Holdings Limited	..CYM.....	OTH.....	Brookfield Reinsurance Investments LP	Ownership.....	48.900	Brookfield Wealth Solutions Ltd.	NO	13
. 0408	Brookfield Wealth Solutions Ltd. Group	00000					Ewing Blane 2023-1 LLC	..DE.....	OTH.....	Ewing Blane 2023-1 Holdco LLC	Ownership.....	100.000	Brookfield Wealth Solutions Ltd.	NO	13
. 0408	Brookfield Wealth Solutions Ltd. Group	00000	99-1539863				Ewing Blane 2023-1 Holdco LLC	..DE.....	OTH.....	American National Group Inc.	Ownership.....	74.000	Brookfield Wealth Solutions Ltd.	NO	1
. 0408	Brookfield Wealth Solutions Ltd. Group	00000	98-1685038				Dupre 2022-1, Ltd.	..CYM.....	OTH.....	American National Insurance Company	Ownership.....	100.000	Brookfield Wealth Solutions Ltd.	NO	13
. 0408	Brookfield Wealth Solutions Ltd. Group	00000					Dupre 2022-1, LLC	..DE.....	OTH.....	Dupre 2022-1, Ltd.	Ownership.....	100.000	Brookfield Wealth Solutions Ltd.	NO	13
. 0408	Brookfield Wealth Solutions Ltd. Group	00000					Chamberlain Blane 2023-1 LLC	..DE.....	OTH.....	Chamberlain Blane 2023-1 Holdco LLC	Ownership.....	100.000	Brookfield Wealth Solutions Ltd.	NO	13
. 0408	Brookfield Wealth Solutions Ltd. Group	00000	99-1515603				Chamberlain Blane 2023-1 Holdco LLC	..DE.....	OTH.....	American National Group Inc.	Ownership.....	66.000	Brookfield Wealth Solutions Ltd.	NO	1
. 0408	Brookfield Wealth Solutions Ltd. Group	00000	98-1685005				Casals 2022-1, Ltd.	..CYM.....	OTH.....	American National Insurance Company	Ownership.....	78.300	Brookfield Wealth Solutions Ltd.	NO	13
. 0408	Brookfield Wealth Solutions Ltd. Group	00000					Casals 2022-1, LLC	..DE.....	OTH.....	Casals 2022-1, Ltd.	Ownership.....	100.000	Brookfield Wealth Solutions Ltd.	NO	13
. 0408	Brookfield Wealth Solutions Ltd. Group	00000	98-1748248				Cantor L.P.	..CYM.....	OTH.....	American National Insurance Company	Ownership.....	53.000	Brookfield Wealth Solutions Ltd.	NO	13
. 0408	Brookfield Wealth Solutions Ltd. Group	00000	98-1684989				Byisma 2022-1, Ltd.	..CYM.....	OTH.....	American National Insurance Company	Ownership.....	81.000	Brookfield Wealth Solutions Ltd.	NO	13
. 0408	Brookfield Wealth Solutions Ltd. Group	00000					Byisma 2022-1, LLC	..DE.....	OTH.....	Byisma 2022-1, Ltd.	Ownership.....	100.000	Brookfield Wealth Solutions Ltd.	NO	13
. 0408	Brookfield Wealth Solutions Ltd. Group	00000	88-1773069				BVentures VTSCo S-D, LLC	..DE.....	OTH.....	Chamberlain Blane 2023-1 LLC	Ownership.....	86.700	Brookfield Wealth Solutions Ltd.	NO	13
. 0408	Brookfield Wealth Solutions Ltd. Group	00000	88-1746432				BVentures TruckCo S-C, LLC	..DE.....	OTH.....	Chamberlain Blane 2023-1 LLC	Ownership.....	86.000	Brookfield Wealth Solutions Ltd.	NO	13
. 0408	Brookfield Wealth Solutions Ltd. Group	00000					Bventures TruckCo CDL, LLC	..DE.....	OTH.....	Chamberlain Blane 2023-1 LLC	Ownership.....	86.000	Brookfield Wealth Solutions Ltd.	NO	13
. 0408	Brookfield Wealth Solutions Ltd. Group	00000	88-1786620				BVentures LeverCo S-B, LLC	..DE.....	OTH.....	Chamberlain Blane 2023-1 LLC	Ownership.....	86.000	Brookfield Wealth Solutions Ltd.	NO	13
. 0408	Brookfield Wealth Solutions Ltd. Group	00000	88-1750592				BVentures ClinicCo S-B, LLC	..DE.....	OTH.....	Chamberlain Blane 2023-1 LLC	Ownership.....	86.000	Brookfield Wealth Solutions Ltd.	NO	13
. 0408	Brookfield Wealth Solutions Ltd. Group	00000	20-1134768		1837429	NYSE, TSX	Brookfield Wealth Solutions Ltd.	..BMJ.....	UIP.....	BAM Re Partners Trust	Other.....	0.000	Bruce Flatt and Brian Kingston	NO	2
. 0408	Brookfield Wealth Solutions Ltd. Group	00000	93-3766666				Brookfield Reinsurance Investments LP	..DE.....	NIA.....	BNRE US Services LLC	Management.....	0.000	Brookfield Wealth Solutions Ltd.	NO	1
. 0408	Brookfield Wealth Solutions Ltd. Group	00000					Blumont Bermuda Real Estate JV LLC	..BMJ.....	OTH.....	BAM Re Bermuda Real Estate JV Member Ltd.	Ownership.....	49.000	Brookfield Wealth Solutions Ltd.	NO	1

STATEMENT AS OF SEPTEMBER 30, 2024 OF THE American National Life Insurance Company of Texas

SCHEDULE Y  
PART 1A - DETAIL OF INSURANCE HOLDING COMPANY SYSTEM

1	2	3	4	5	6	7	8	9	10	11	12 Type of Control (Ownership, Board, Management, Attorney-in-Fact, Influence, Other)	13 If Control is Owner- ship Provide Percen- tage	14 Ultimate Controlling Entity(ies)/Person(s)	15 Is an SCA Filing Re- quired? (Yes/No)	16
Group Code	Group Name	NAIC Company Code	ID Number	Federal RSSD	CIK	Name of Securities Exchange if Publicly Traded (U.S. or International)	Names of Parent, Subsidiaries Or Affiliates	Domi- ciliary Loca- tion	Relation- ship to Reporting Entity	Directly Controlled by (Name of Entity/Person)					*
. 0408	Brookfield Wealth Solutions Ltd. Group	00000	38-4088410				Brookfield Annuity US Inc.	..DE.....	NIA.....	Brookfield Annuity Company	Ownership.....	100.000	Brookfield Wealth Solutions Ltd.	...NO.....	1
. 0408	Brookfield Wealth Solutions Ltd. Group	00000					Blumont Annuity Holdings UK Ltd.	..GBR.....	NIA.....	BAM Re Holdings Ltd.	Ownership.....	100.000	Brookfield Wealth Solutions Ltd.	...NO.....	1
. 0408	Brookfield Wealth Solutions Ltd. Group	00000					Brookfield Annuity Holdings Inc.	..CAN.....	NIA.....	BAM Re Holdings Ltd.	Ownership.....	100.000	Brookfield Wealth Solutions Ltd.	...NO.....	1
. 0408	Brookfield Wealth Solutions Ltd. Group	00000					Blumont Annuity Company UK Ltd.	..GBR.....	NIA.....	Blumont Annuity Holdings UK Ltd.	Ownership.....	100.000	Brookfield Wealth Solutions Ltd.	...NO.....	1
. 0408	Brookfield Wealth Solutions Ltd. Group	00000	98-1774796				BREF VI Cayman 2 LP	..CYM.....	OTH.....	BAM Re Holdings Ltd.	Management.....	100.000	Brookfield Wealth Solutions Ltd.	...NO.....	13
. 0408	Brookfield Wealth Solutions Ltd. Group	00000	98-1728948				BREF VI Cayman 1 LP	..CYM.....	OTH.....	BAM Re Holdings Ltd.	Management.....	100.000	Brookfield Wealth Solutions Ltd.	...NO.....	13
. 0408	Brookfield Wealth Solutions Ltd. Group	00000					Brahms PP Interco 2022-1, LLC	..DE.....	OTH.....	Brahms PP 2022-1, LLC	Ownership.....	100.000	Brookfield Wealth Solutions Ltd.	...NO.....	13
. 0408	Brookfield Wealth Solutions Ltd. Group	00000					Brahms PP 2022-1, LLC	..DE.....	OTH.....	BAMR US Holdings LLC	Management.....	0.000	Brookfield Wealth Solutions Ltd.	...NO.....	13
. 0408	Brookfield Wealth Solutions Ltd. Group	00000	98-1748101				Boole L.P.	..CYM.....	OTH.....	American National Insurance Company	Ownership.....	54.000	Brookfield Wealth Solutions Ltd.	...NO.....	13
. 0408	Brookfield Wealth Solutions Ltd. Group	00000					Boccherini F2 Interco 2022-1, LLC	..DE.....	OTH.....	Boccherini F2 2022-1, LLC	Ownership.....	100.000	Brookfield Wealth Solutions Ltd.	...NO.....	13
. 0408	Brookfield Wealth Solutions Ltd. Group	00000					Boccherini F2 2022-1, LLC	..DE.....	OTH.....	BAMR US Holdings LLC	Management.....	0.000	Brookfield Wealth Solutions Ltd.	...NO.....	13
. 0408	Brookfield Wealth Solutions Ltd. Group	00000	86-3528887				BNRE US Services LLC	..DE.....	NIA.....	BAMR US Holdings LLC	Ownership.....	100.000	Brookfield Wealth Solutions Ltd.	...NO.....	1
. 0408	Brookfield Wealth Solutions Ltd. Group	00000	92-2035543				BNRE Triangle Acquisition Inc.	..DE.....	NIA.....	BAMR US Holdings LLC	Ownership.....	100.000	Brookfield Wealth Solutions Ltd.	...NO.....	1
. 0408	Brookfield Wealth Solutions Ltd. Group	00000					BNRE Services (Barbados) Inc.	..BRB.....	NIA.....	BAMR Holdings Ltd.	Ownership.....	100.000	Brookfield Wealth Solutions Ltd.	...NO.....	1
. 0408	Brookfield Wealth Solutions Ltd. Group	00000					BNRE Holdings I LP	..CAN.....	NIA.....	BAM Re Holdings Ltd.	Ownership.....	100.000	Brookfield Wealth Solutions Ltd.	...NO.....	1
. 0408	Brookfield Wealth Solutions Ltd. Group	00000	98-1773977				BNRE Cdn Holdings I ULC	..CAN.....	NIA.....	BAM Re Holdings Ltd.	Ownership.....	100.000	Brookfield Wealth Solutions Ltd.	...NO.....	1
. 0408	Brookfield Wealth Solutions Ltd. Group	00000					BNRE Bventures TruckCo CDL, LLC	..DE.....	OTH.....	NER Asset Holdco 1 Ltd.	Ownership.....	33.300	Brookfield Wealth Solutions Ltd.	...NO.....	13
. 0408	Brookfield Wealth Solutions Ltd. Group	00000					BNRE Bventures TruckCo CDL, LLC	..DE.....	OTH.....	NER Asset Holdco 2 Ltd.	Ownership.....	33.300	Brookfield Wealth Solutions Ltd.	...NO.....	13
. 0408	Brookfield Wealth Solutions Ltd. Group	00000					BNRE Bventures TruckCo CDL, LLC	..DE.....	OTH.....	NER Asset Holdco 3 Ltd.	Ownership.....	33.300	Brookfield Wealth Solutions Ltd.	...NO.....	13
. 0408	Brookfield Wealth Solutions Ltd. Group	00000					BNRE Bermuda Services Ltd.	..BMJ.....	NIA.....	BAMR Holdings Ltd.	Ownership.....	100.000	Brookfield Wealth Solutions Ltd.	...NO.....	1
. 0408	Brookfield Wealth Solutions Ltd. Group	00000	98-1736669				BNRE 77G Holdings Ltd.	..BMJ.....	OTH.....	BAM Re Holdings Ltd.	Ownership.....	100.000	Brookfield Wealth Solutions Ltd.	...NO.....	13
. 0408	Brookfield Wealth Solutions Ltd. Group	00000					BN RE Ri (UK) Limited	..GBR.....	OTH.....	BAMR Holdings Ltd.	Ownership.....	100.000	Brookfield Wealth Solutions Ltd.	...NO.....	1
. 0408	Brookfield Wealth Solutions Ltd. Group	00000					BLI Pinehurst, LLC	..DE.....	OTH.....	BLI Pinehurst Mezz, LLC	Ownership.....	100.000	Brookfield Wealth Solutions Ltd.	...NO.....	13
. 0408	Brookfield Wealth Solutions Ltd. Group	00000					BLI Pinehurst Mezz, LLC	..DE.....	OTH.....	BAMR US Holdings LLC	Management.....	0.000	Brookfield Wealth Solutions Ltd.	...NO.....	13
. 0408	Brookfield Wealth Solutions Ltd. Group	00000					BGL PT, LLC	..DE.....	OTH.....	Brookfield Reinsurance Investments LP	Ownership.....	100.000	Brookfield Wealth Solutions Ltd.	...NO.....	13

STATEMENT AS OF SEPTEMBER 30, 2024 OF THE American National Life Insurance Company of Texas

SCHEDULE Y  
PART 1A - DETAIL OF INSURANCE HOLDING COMPANY SYSTEM

1	2	3	4	5	6	7	8	9	10	11	12 Type of Control (Ownership, Board, Management, Attorney-in-Fact, Influence, Other)	13 If Control is Owner- ship Provide Percen- tage	14 Ultimate Controlling Entity(ies)/Person(s)	15 Is an SCA Filing Re- quired? (Yes/No)	16
Group Code	Group Name	NAIC Company Code	ID Number	Federal RSSD	CIK	Name of Securities Exchange if Publicly Traded (U.S. or International)	Names of Parent, Subsidiaries Or Affiliates	Domi- ciliary Loca- tion	Relation- ship to Reporting Entity	Directly Controlled by (Name of Entity/Person)					*
. 0408	Brookfield Wealth Solutions Ltd. Group	..... 00000 .....	88-1138054 ..	.....	.....	.....	BGL PT Land, LLC .....	.. DE.....	..... OTH.....	Brookfield Reinsurance Investments LP .....	Ownership.....	100.000 .....	Brookfield Wealth Solutions Ltd. ....	... NO.....	....13 ....
. 0408	Brookfield Wealth Solutions Ltd. Group	..... 00000 .....	93-2850635 ..	.....	.....	.....	American National Group Services, LLC .....	.. DE.....	..... NIA.....	American National Group Inc. ....	Ownership.....	100.000 .....	Brookfield Wealth Solutions Ltd. ....	... NO.....	....1 ....
. 0408	Brookfield Wealth Solutions Ltd. Group	..... 00000 .....	.....	.....	.....	.....	ANTAC Core CRE, LLC .....	.. TX.....	..... OTH.....	ANTAC, LLC .....	Ownership.....	100.000 .....	Brookfield Wealth Solutions Ltd. ....	... NO.....	....13 ....
. 0408	Brookfield Wealth Solutions Ltd. Group	..... 00000 .....	98-1737422 ..	.....	.....	.....	Family Core Holdings Ltd. ....	.. CYM.....	..... OTH.....	Farm Family Casualty Insurance Company ....	Ownership.....	100.000 .....	Brookfield Wealth Solutions Ltd. ....	... NO.....	....13 ....
. 0408	Brookfield Wealth Solutions Ltd. Group	..... 00000 .....	.....	.....	.....	.....	BGL Pinehurst, LLC .....	.. DE.....	..... OTH.....	BAMR US Holdings LLC .....	Management.....	0.000 .....	Brookfield Wealth Solutions Ltd. ....	... NO.....	....13 ....
. 0408	Brookfield Wealth Solutions Ltd. Group	..... 00000 .....	.....	.....	.....	.....	BGL Pinehurst Land, LLC .....	.. DE.....	..... OTH.....	BAMR US Holdings LLC .....	Management.....	0.000 .....	Brookfield Wealth Solutions Ltd. ....	... NO.....	....13 ....
. 0408	Brookfield Wealth Solutions Ltd. Group	..... 00000 .....	.....	.....	.....	.....	BFPL Toronto Property Holdings Inc. ....	.. CAN.....	..... OTH.....	ANTAC Core CRE LLC .....	Ownership.....	35.700 .....	Brookfield Wealth Solutions Ltd. ....	... NO.....	....13 ....
. 0408	Brookfield Wealth Solutions Ltd. Group	..... 00000 .....	.....	.....	.....	.....	BFPL Calgary Property Holdings Inc. ....	.. CAN.....	..... OTH.....	ANTAC Core CRE LLC .....	Ownership.....	34.200 .....	Brookfield Wealth Solutions Ltd. ....	... NO.....	....13 ....
. 0408	Brookfield Wealth Solutions Ltd. Group	..... 00000 .....	.....	.....	.....	.....	Bay Adelaide Property Holdings Inc. ....	.. CAN.....	..... OTH.....	ANTAC Core CRE LLC .....	Ownership.....	35.800 .....	Brookfield Wealth Solutions Ltd. ....	... NO.....	....13 ....
. 0408	Brookfield Wealth Solutions Ltd. Group	..... 00000 .....	.....	.....	.....	.....	Bates Blane 2023-1 LLC .....	.. DE.....	..... OTH.....	Bates Blane 2023-1 Holdco LLC .....	Ownership.....	100.000 .....	Brookfield Wealth Solutions Ltd. ....	... NO.....	....13 ....
. 0408	Brookfield Wealth Solutions Ltd. Group	..... 00000 .....	99-1498708 ..	.....	.....	.....	Bates Blane 2023-1 Holdco LLC .....	.. DE.....	..... OTH.....	American National Group Inc. ....	Ownership.....	66.000 .....	Brookfield Wealth Solutions Ltd. ....	... NO.....	....1 ....
. 0408	Brookfield Wealth Solutions Ltd. Group	..... 00000 .....	.....	.....	.....	.....	BAMR Holdings Ltd. ....	.. BMJ.....	..... NIA.....	Brookfield Wealth Solutions Ltd. ....	Ownership.....	100.000 .....	Brookfield Wealth Solutions Ltd. ....	... NO.....	....1 ....
. 0408	Brookfield Wealth Solutions Ltd. Group	..... 00000 .....	.....	.....	.....	.....	BAMR Freestone Holdings kft. ....	.. HUN.....	..... NIA.....	BAM Re Holdings Ltd. ....	Ownership.....	100.000 .....	Brookfield Wealth Solutions Ltd. ....	... NO.....	....1 ....
. 0408	Brookfield Wealth Solutions Ltd. Group	..... 00000 .....	.....	.....	.....	.....	BAMR BID II US AIV LP .....	.. CYM.....	..... OTH.....	Brookfield Reinsurance Investments LP .....	Ownership.....	100.000 .....	Brookfield Wealth Solutions Ltd. ....	... NO.....	....13 ....
. 0408	Brookfield Wealth Solutions Ltd. Group	..... 00000 .....	.....	.....	.....	.....	Grace Reinsurance Ltd .....	.. BMJ.....	..... NIA.....	Freestone Re Ltd. ....	Ownership.....	100.000 .....	Brookfield Wealth Solutions Ltd. ....	... NO.....	....1 ....
. 0408	Brookfield Wealth Solutions Ltd. Group	..... 00000 .....	.....	.....	.....	.....	BAMR BID II AIV LP .....	.. CYM.....	..... OTH.....	American National Insurance Company ....	Ownership.....	100.000 .....	Brookfield Wealth Solutions Ltd. ....	... NO.....	....13 ....
. 0408	Brookfield Wealth Solutions Ltd. Group	..... 00000 .....	.....	.....	.....	.....	BAM Re UK Holdings Ltd. ....	.. GBR.....	..... NIA.....	Brookfield Wealth Solutions Ltd. ....	Ownership.....	100.000 .....	Brookfield Wealth Solutions Ltd. ....	... NO.....	....1 ....
. 0408	Brookfield Wealth Solutions Ltd. Group	..... 00000 .....	.....	.....	.....	.....	BAM Re Holdings (DIFC) Ltd. ....	.. ARE.....	..... NIA.....	Brookfield Wealth Solutions Ltd. ....	Ownership.....	100.000 .....	Brookfield Wealth Solutions Ltd. ....	... NO.....	....1 ....
. 0408	Brookfield Wealth Solutions Ltd. Group	..... 00000 .....	.....	.....	.....	.....	South Shore Service Center, LLC .....	.. TX.....	..... NIA.....	Farm Family Casualty Insurance Company ....	Ownership.....	100.000 .....	Brookfield Wealth Solutions Ltd. ....	... NO.....	....1 ....
. 0408	Brookfield Wealth Solutions Ltd. Group	..... 00000 .....	.....	.....	.....	.....	BAM Re Capital Management Ltd. ....	.. BMJ.....	..... NIA.....	Brookfield Wealth Solutions Ltd. ....	Ownership.....	100.000 .....	Brookfield Wealth Solutions Ltd. ....	... NO.....	....1 ....
. 0408	Brookfield Wealth Solutions Ltd. Group	..... 00000 .....	.....	.....	.....	.....	BAM Re Bermuda Real Estate JV Member Ltd. ...	.. BMJ.....	..... OTH.....	BAM Re Holdings Ltd. ....	Ownership.....	49.000 .....	Brookfield Wealth Solutions Ltd. ....	... NO.....	.....
. 0408	Brookfield Wealth Solutions Ltd. Group	..... 00000 .....	.....	.....	.....	.....	BACH F1 Interco 2022-1, LLC .....	.. DE.....	..... OTH.....	Bach F1 2022-1, LLC .....	Ownership.....	100.000 .....	Brookfield Wealth Solutions Ltd. ....	... NO.....	....13 ....
. 0408	Brookfield Wealth Solutions Ltd. Group	..... 00000 .....	.....	.....	.....	.....	Bach F1 2022-1, LLC .....	.. DE.....	..... OTH.....	BAMR US Holdings LLC .....	Management.....	0.000 .....	Brookfield Wealth Solutions Ltd. ....	... NO.....	....13 ....
. 0408	Brookfield Wealth Solutions Ltd. Group	..... 00000 .....	93-2353813 ..	.....	.....	.....	Arches Acquisition Holdco I Inc. ....	.. DE.....	..... OTH.....	American National Insurance Company ....	Ownership.....	100.000 .....	Brookfield Wealth Solutions Ltd. ....	... NO.....	....1 ....
. 0408	Brookfield Wealth Solutions Ltd. Group	..... 00000 .....	93-2393007 ..	.....	.....	.....	Arches Acquisition Holdco II Inc. ....	.. DE.....	..... OTH.....	Arches Acquisition Holdco I Inc. ....	Ownership.....	100.000 .....	Brookfield Wealth Solutions Ltd. ....	... NO.....	....1 ....

STATEMENT AS OF SEPTEMBER 30, 2024 OF THE American National Life Insurance Company of Texas

SCHEDULE Y  
PART 1A - DETAIL OF INSURANCE HOLDING COMPANY SYSTEM

1	2	3	4	5	6	7	8	9	10	11	12 Type of Control (Ownership, Board, Management, Attorney-in-Fact, Influence, Other)	13 If Control is Owner- ship Provide Percen- tage	14 Ultimate Controlling Entity(ies)/Person(s)	15 Is an SCA Filing Re- quired? (Yes/No)	16 *
Group Code	Group Name	NAIC Company Code	ID Number	Federal RSSD	CIK	Name of Securities Exchange if Publicly Traded (U.S. or International)	Names of Parent, Subsidiaries Or Affiliates	Domi- ciliary Loca- tion	Relation- ship to Reporting Entity	Directly Controlled by (Name of Entity/Person)					
. 0408	Brookfield Wealth Solutions Ltd. Group	00000	98-1691732				Atreides Paul Holdco 2022-1 Ltd.	.CYM	OTH	American National Insurance Company	Ownership	100.000	Brookfield Wealth Solutions Ltd.	NO	13
. 0408	Brookfield Wealth Solutions Ltd. Group	00000	98-1695168				Atreides Paul 2022-1 Ltd.	.CYM	OTH	Atreides Paul Holdco 2022-1 Ltd.	Ownership	100.000	Brookfield Wealth Solutions Ltd.	NO	13
. 0408	Brookfield Wealth Solutions Ltd. Group	00000	98-1691929				Atreides Leto Holdco 2023-1 Ltd.	.CYM	OTH	American National Insurance Company	Ownership	100.000	Brookfield Wealth Solutions Ltd.	NO	13
. 0408	Brookfield Wealth Solutions Ltd. Group	00000	98-1694739				Atreides Leto 2023-1 Ltd.	.CYM	OTH	Atreides Leto Holdco 2023-1 Ltd.	Ownership	100.000	Brookfield Wealth Solutions Ltd.	NO	13
. 0408	Brookfield Wealth Solutions Ltd. Group	00000	98-1693420				Atreides 2022-1 Ltd.	.CYM	OTH	Atreides Leto Holdco 2022-1 Ltd.	Ownership	80.000	Brookfield Wealth Solutions Ltd.	NO	13
. 0408	Brookfield Wealth Solutions Ltd. Group	00000					Ashby Blane 2023-1 LLC	.DE	OTH	Ashby Blane 2023-1 Holdco LLC	Ownership	100.000	Brookfield Wealth Solutions Ltd.	NO	13
. 0408	Brookfield Wealth Solutions Ltd. Group	00000	26-4431276				ANCAP Jasper, LLC	.SC	NIA	ANICO Eagle, LLC	Ownership	100.000	Brookfield Wealth Solutions Ltd.	NO	1
. 0408	Brookfield Wealth Solutions Ltd. Group	00000	26-4730727				ANCAP Jasper II, LLC	.SC	NIA	ANICO Eagle, LLC	Ownership	100.000	Brookfield Wealth Solutions Ltd.	NO	1
. 0408	Brookfield Wealth Solutions Ltd. Group	00000	99-1478288				Ashby Blane 2023-1 Holdco LLC	.DE	OTH	American National Group Inc.	Ownership	66.000	Brookfield Wealth Solutions Ltd.	NO	1
. 0408	Brookfield Wealth Solutions Ltd. Group	00000					Argerich Holdco 2022-1, LLC	.DE	OTH	BAWR US Holdings LLC	Management	0.000	Brookfield Wealth Solutions Ltd.	NO	13
. 0408	Brookfield Wealth Solutions Ltd. Group	00000					Argerich 2022-1, LLC	.DE	OTH	Argerich Holdco 2022-1, LLC	Ownership	100.000	Brookfield Wealth Solutions Ltd.	NO	13
. 0408	Brookfield Wealth Solutions Ltd. Group	00000	98-1748081				Archimedes L.P.	.CYM	OTH	American National Insurance Company	Ownership	53.000	Brookfield Wealth Solutions Ltd.	NO	13
. 0408	Brookfield Wealth Solutions Ltd. Group	00000	99-2961406				ANG TOPCO I LLC	.DE	NIA	BAWR US Holdings LLC	Ownership	100.000	Brookfield Wealth Solutions Ltd.	NO	1
. 0408	Brookfield Wealth Solutions Ltd. Group	00000					ANG MIDCO I LLC	.DE	NIA	ANG TOPCO I LLC	Ownership	100.000	Brookfield Wealth Solutions Ltd.	NO	1
. 0408	Brookfield Wealth Solutions Ltd. Group	00000	99-0897384				ANICO REO LLC	.TX	NIA	American National Insurance Company	Ownership	100.000	Brookfield Wealth Solutions Ltd.	NO	1
. 0408	Brookfield Wealth Solutions Ltd. Group	00000					77G Propco Limited	.NJ	OTH	BNRE 77G Holdings Ltd.	Ownership	100.000	Brookfield Wealth Solutions Ltd.	NO	13
. 0408	Brookfield Wealth Solutions Ltd. Group	00000	93-1651948				225 Liberty REIT LLC	.DE	OTH	225 Liberty Property Holdings Ltd.	Ownership	50.000	Brookfield Wealth Solutions Ltd.	NO	13
. 0408	Brookfield Wealth Solutions Ltd. Group	00000	98-0214719				Argo Group International Holdings, Inc.	.DE	NIA	BNRE Triangle Acquisition Inc.	Ownership	100.000	Brookfield Wealth Solutions Ltd.	NO	
. 0408	Brookfield Wealth Solutions Ltd. Group	00000	30-6079295				PXRE Capital Statutory Trust II	.CT	OTH	Argo Group International Holdings, Inc.	Ownership	100.000	Brookfield Wealth Solutions Ltd.	NO	
. 0408	Brookfield Wealth Solutions Ltd. Group	00000	30-6078985				PXRE Capital Statutory Trust VI	.DE	OTH	Argo Group International Holdings, Inc.	Ownership	100.000	Brookfield Wealth Solutions Ltd.	NO	
. 0408	Brookfield Wealth Solutions Ltd. Group	00000					Ariel Re Property & Casualty	.GBR	NIA	Argo Group International Holdings, Inc.	Ownership	100.000	Brookfield Wealth Solutions Ltd.	NO	
. 0408	Brookfield Wealth Solutions Ltd. Group	00000	98-0518572				Argo Re Ltd.	.BMJ	IA	Argo Group International Holdings, Inc.	Ownership	100.000	Brookfield Wealth Solutions Ltd.	NO	
. 0408	Brookfield Wealth Solutions Ltd. Group	00000	98-0214301				PXRE Reinsurance (Barbados), Ltd.	.BRB	NIA	Argo Re Ltd.	Ownership	100.000	Brookfield Wealth Solutions Ltd.	NO	
. 0408	Brookfield Wealth Solutions Ltd. Group	00000					Argo Re Escritório de Representação no Brasil Ltda.	.BRA	NIA	Argo Re Ltd.	Ownership	100.000	Brookfield Wealth Solutions Ltd.	NO	
. 0408	Brookfield Wealth Solutions Ltd. Group	00000					Argo Insurance Services Bermuda, Ltd.	.BMJ	NIA	Argo Re Ltd.	Ownership	100.000	Brookfield Wealth Solutions Ltd.	NO	



STATEMENT AS OF SEPTEMBER 30, 2024 OF THE American National Life Insurance Company of Texas

SCHEDULE Y  
PART 1A - DETAIL OF INSURANCE HOLDING COMPANY SYSTEM

1	2	3	4	5	6	7	8	9	10	11	12 Type of Control (Ownership, Board, Management, Attorney-in-Fact, Influence, Other)	13 If Control is Owner- ship Provide Percen- tage	14 Ultimate Controlling Entity(ies)/Person(s)	15 Is an SCA Filing Re- quired? (Yes/No)	16 *
Group Code	Group Name	NAIC Company Code	ID Number	Federal RSSD	CIK	Name of Securities Exchange if Publicly Traded (U.S. or International)	Names of Parent, Subsidiaries Or Affiliates	Domi- ciliary Loca- tion	Relation- ship to Reporting Entity	Directly Controlled by (Name of Entity/Person)					
. 0408	Brookfield Wealth Solutions Ltd. Group	00000	98-0618574				Argo Irish Holdings I Ltd.	..BMJ.....	OTH.....	Argo Re Ltd.	Ownership.....	100.000	Brookfield Wealth Solutions Ltd.	... NO.....	
. 0408	Brookfield Wealth Solutions Ltd. Group	00000	98-0655693				Argo Irish Holdings II	..BMJ.....	NIA.....	Argo Irish Holdings I Ltd.	Ownership.....	100.000	Brookfield Wealth Solutions Ltd.	... NO.....	
. 0408	Brookfield Wealth Solutions Ltd. Group	00000					Argo International Holdings Limited	..GBR.....	NIA.....	Argo Re Ltd.	Ownership.....	100.000	Brookfield Wealth Solutions Ltd.	... NO.....	
. 0408	Brookfield Wealth Solutions Ltd. Group	00000					ArgoGlobal Assicurazioni S.p.A.	..ITA.....	NIA.....	Argo International Holdings Limited	Ownership.....	100.000	Brookfield Wealth Solutions Ltd.	... NO.....	
. 0408	Brookfield Wealth Solutions Ltd. Group	00000	98-0524253				Argo Financial Holding (Ireland) UC	..IRL.....	OTH.....	Argo Irish Holdings I Ltd.	Ownership.....	99.900	Brookfield Wealth Solutions Ltd.	... NO.....	
. 0408	Brookfield Wealth Solutions Ltd. Group	00000	98-0524253				Argo Financial Holding (Ireland) UC	..IRL.....	OTH.....	Argo Irish Holdings II	Ownership.....	0.100	Brookfield Wealth Solutions Ltd.	... NO.....	
. 0408	Brookfield Wealth Solutions Ltd. Group	00000	06-1183996				Argo Group US, Inc.	..DE.....	NIA.....	Argo Financial Holding (Ireland) UC	Ownership.....	100.000	Brookfield Wealth Solutions Ltd.	... NO.....	
. 0408	Brookfield Wealth Solutions Ltd. Group	00000	74-6527228				Argonaut Group Statutory Trust	..CT.....	OTH.....	Argo Group US, Inc.	Ownership.....	100.000	Brookfield Wealth Solutions Ltd.	... NO.....	
. 0408	Brookfield Wealth Solutions Ltd. Group	00000					Argonaut Group Statutory Trust III	..DE.....	OTH.....	Argo Group US, Inc.	Ownership.....	100.000	Brookfield Wealth Solutions Ltd.	... NO.....	
. 0408	Brookfield Wealth Solutions Ltd. Group	00000					Argonaut Group Statutory Trust IV	..DE.....	OTH.....	Argo Group US, Inc.	Ownership.....	100.000	Brookfield Wealth Solutions Ltd.	... NO.....	
. 0408	Brookfield Wealth Solutions Ltd. Group	00000					Argonaut Group Statutory Trust V	..DE.....	OTH.....	Argo Group US, Inc.	Ownership.....	100.000	Brookfield Wealth Solutions Ltd.	... NO.....	
. 0408	Brookfield Wealth Solutions Ltd. Group	00000					Argonaut Group Statutory Trust VI	..CT.....	OTH.....	Argo Group US, Inc.	Ownership.....	100.000	Brookfield Wealth Solutions Ltd.	... NO.....	
. 0408	Brookfield Wealth Solutions Ltd. Group	00000					Argonaut Group Statutory Trust VII	..DE.....	OTH.....	Argo Group US, Inc.	Ownership.....	100.000	Brookfield Wealth Solutions Ltd.	... NO.....	
. 0408	Brookfield Wealth Solutions Ltd. Group	00000					Argonaut Group Statutory Trust VIII	..DE.....	OTH.....	Argo Group US, Inc.	Ownership.....	100.000	Brookfield Wealth Solutions Ltd.	... NO.....	
. 0408	Brookfield Wealth Solutions Ltd. Group	00000					Argonaut Group Statutory Trust IX	..DE.....	OTH.....	Argo Group US, Inc.	Ownership.....	100.000	Brookfield Wealth Solutions Ltd.	... NO.....	
. 0408	Brookfield Wealth Solutions Ltd. Group	00000					Argonaut Group Statutory Trust X	..DE.....	OTH.....	Argo Group US, Inc.	Ownership.....	100.000	Brookfield Wealth Solutions Ltd.	... NO.....	
. 0408	Brookfield Wealth Solutions Ltd. Group	00000	74-2999179				Argonaut Management Services, Inc.	..DE.....	OTH.....	Argo Group US, Inc.	Ownership.....	100.000	Brookfield Wealth Solutions Ltd.	... NO.....	
. 0408	Brookfield Wealth Solutions Ltd. Group	12600	20-1991050				ARIS Title Insurance Corporation	..NY.....	IA.....	Argo Group US, Inc.	Ownership.....	100.000	Brookfield Wealth Solutions Ltd.	... NO.....	
. 0408	Brookfield Wealth Solutions Ltd. Group	00000	74-2948177				Trident Insurance Services, L.L.C.	..TX.....	NIA.....	Argo Group US, Inc.	Ownership.....	100.000	Brookfield Wealth Solutions Ltd.	... NO.....	
. 0408	Brookfield Wealth Solutions Ltd. Group	00000	04-2442943				Alteris Insurance Services, Inc.	..MA.....	NIA.....	Argo Group US, Inc.	Ownership.....	100.000	Brookfield Wealth Solutions Ltd.	... NO.....	
. 0408	Brookfield Wealth Solutions Ltd. Group	19801	94-1390273				Argonaut Insurance Company	..IL.....	IA.....	Argo Group US, Inc.	Ownership.....	100.000	Brookfield Wealth Solutions Ltd.	... NO.....	
. 0408	Brookfield Wealth Solutions Ltd. Group	19828	36-2489372				Argonaut-Midwest Insurance Company	..IL.....	IA.....	Argonaut Insurance Company	Ownership.....	100.000	Brookfield Wealth Solutions Ltd.	... NO.....	
. 0408	Brookfield Wealth Solutions Ltd. Group	19860	37-0301640				Argonaut Great Central Insurance Company	..IL.....	IA.....	Argonaut Insurance Company	Ownership.....	100.000	Brookfield Wealth Solutions Ltd.	... NO.....	
. 0408	Brookfield Wealth Solutions Ltd. Group	39993	54-1423096				Colony Insurance Company	..VA.....	IA.....	Argonaut Insurance Company	Ownership.....	100.000	Brookfield Wealth Solutions Ltd.	... NO.....	
. 0408	Brookfield Wealth Solutions Ltd. Group	34118	65-0075940				Peleus Insurance Company	..IL.....	IA.....	Colony Insurance Company	Ownership.....	100.000	Brookfield Wealth Solutions Ltd.	... NO.....	

STATEMENT AS OF SEPTEMBER 30, 2024 OF THE American National Life Insurance Company of Texas

SCHEDULE Y  
PART 1A - DETAIL OF INSURANCE HOLDING COMPANY SYSTEM

1	2	3	4	5	6	7	8	9	10	11	12 Type of Control (Ownership, Board, Management, Attorney-in-Fact, Influence, Other)	13 If Control is Owner- ship Provide Percen- tage	14 Ultimate Controlling Entity(ies)/Person(s)	15 Is an SCA Filing Re- quired? (Yes/No)	16 *
Group Code	Group Name	NAIC Company Code	ID Number	Federal RSSD	CIK	Name of Securities Exchange if Publicly Traded (U.S. or International)	Names of Parent, Subsidiaries Or Affiliates	Domi- ciliary Loca- tion	Rela- tion- ship to Reporting Entity	Directly Controlled by (Name of Entity/Person)					
. 0408	Brookfield Wealth Solutions Ltd. Group	36927	34-1266871				Colony Specialty Insurance Company	.. IL.....	.. IA.....	Colony Insurance Company	Ownership.....	100.000	Brookfield Wealth Solutions Ltd.	... NO.....	.....
. 0408	Brookfield Wealth Solutions Ltd. Group	35505	25-1620138				Rockwood Casualty Insurance Company	.. PA.....	.. IA.....	Argo Group US, Inc.	Ownership.....	100.000	Brookfield Wealth Solutions Ltd.	... NO.....	.....
. 0408	Brookfield Wealth Solutions Ltd. Group	10726	23-2904771				Somerset Casualty Insurance Company	.. PA.....	.. IA.....	Rockwood Casualty Insurance Company	Ownership.....	100.000	Brookfield Wealth Solutions Ltd.	... NO.....	.....
. 0408	Brookfield Wealth Solutions Ltd. Group	00000	99-1888471				ANICO REO C2 Owner LLC	.. TX.....	.. NIA.....	American National Insurance Company	Ownership.....	100.000	Brookfield Wealth Solutions Ltd.	... NO.....	1 .....
. 0408	Brookfield Wealth Solutions Ltd. Group	00000	99-1291933				ANICO REO St. James Owner LLC	.. TX.....	.. NIA.....	American National Insurance Company	Ownership.....	100.000	Brookfield Wealth Solutions Ltd.	... NO.....	1 .....
. 0408	Brookfield Wealth Solutions Ltd. Group	00000	98-1737984				225 Liberty Property Holdings Ltd.	.. CYM.....	.. OTH.....	ANTAC Core ORE LLC	Ownership.....	35.200	Brookfield Wealth Solutions Ltd.	... NO.....	13 ....
. 0408	Brookfield Wealth Solutions Ltd. Group	00000					2022 Titan Note Issuer LP	.. DE.....	.. OTH.....	American National Insurance Company	Ownership.....	100.000	Brookfield Wealth Solutions Ltd.	... NO.....	13 ....
. 0408	Brookfield Wealth Solutions Ltd. Group	00000					1363015 Alberta Ltd.	.. CAN.....	.. NIA.....	Chipman Development Corporation	Ownership.....	100.000	Brookfield Wealth Solutions Ltd.	... NO.....	1 .....
. 0408	Brookfield Wealth Solutions Ltd. Group	00000	20-8668116				121 Village, Ltd.	.. TX.....	.. NIA.....	ANREINV, LLC	Management.....	0.000	Brookfield Wealth Solutions Ltd.	... NO.....	1 .....
. 0408	Brookfield Wealth Solutions Ltd. Group	00000	36-4814921				121 Village Lots 2/3, Ltd.	.. TX.....	.. NIA.....	ANREINV, LLC	Management.....	0.000	Brookfield Wealth Solutions Ltd.	... NO.....	1 .....
. 0408	Brookfield Wealth Solutions Ltd. Group	00000	87-3288802				121 Village Corner Development, Ltd.	.. TX.....	.. NIA.....	ANREINV, LLC	Management.....	0.000	Brookfield Wealth Solutions Ltd.	... NO.....	1 .....
. 0408	Brookfield Wealth Solutions Ltd. Group	00000					2022 IO Note Issuer LP	.. DE.....	.. OTH.....	American National Insurance Company	Ownership.....	100.000	Brookfield Wealth Solutions Ltd.	... NO.....	13 ....
. 0408	Brookfield Wealth Solutions Ltd. Group	00000					2022 Ganymede Note Issuer LP	.. DE.....	.. OTH.....	American National Insurance Company	Ownership.....	100.000	Brookfield Wealth Solutions Ltd.	... NO.....	13 ....
. 0408	Brookfield Wealth Solutions Ltd. Group	00000					2022 Europa Note Issuer LP	.. DE.....	.. OTH.....	American National Insurance Company	Ownership.....	100.000	Brookfield Wealth Solutions Ltd.	... NO.....	13 ....
. 0408	Brookfield Wealth Solutions Ltd. Group	92738	42-1153896				American Equity Investment Life Insurance Company	.. IA.....	.. IA.....	American National Group Inc.	Ownership.....	100.000	Brookfield Wealth Solutions Ltd.	... NO.....	.....
. 0408	Brookfield Wealth Solutions Ltd. Group	11135	22-3762465				American Equity Investment Life Insurance Company of New York	.. NY.....	.. IA.....	American Equity Investment Life Insurance Company	Ownership.....	100.000	Brookfield Wealth Solutions Ltd.	... NO.....	.....
. 0408	Brookfield Wealth Solutions Ltd. Group	13183	26-3218907				Eagle Life Insurance Company	.. IA.....	.. IA.....	American Equity Investment Life Insurance Company	Ownership.....	100.000	Brookfield Wealth Solutions Ltd.	... NO.....	.....
. 0408	Brookfield Wealth Solutions Ltd. Group	17189	87-2625017				AEL Re Vermont Inc	.. VT.....	.. IA.....	American Equity Investment Life Insurance Company	Ownership.....	100.000	Brookfield Wealth Solutions Ltd.	... NO.....	.....
. 0408	Brookfield Wealth Solutions Ltd. Group	17553	93-3948200				AEL Re Vermont II Inc	.. VT.....	.. IA.....	American Equity Investment Life Insurance Company	Ownership.....	100.000	Brookfield Wealth Solutions Ltd.	... NO.....	.....
. 0408	Brookfield Wealth Solutions Ltd. Group	71323	75-1168687				Entrada Life Insurance Company	.. AZ.....	.. IA.....	American National Group Inc.	Ownership.....	100.000	Brookfield Wealth Solutions Ltd.	... NO.....	.....
. 0408	Brookfield Wealth Solutions Ltd. Group	00000	27-0413288				AERL, LC	.. IA.....	.. NIA.....	American Equity Investment Life Insurance Company	Ownership.....	100.000	Brookfield Wealth Solutions Ltd.	... NO.....	.....
. 0408	Brookfield Wealth Solutions Ltd. Group	00000	88-0711676				BH JV Multifamily Investors, LLC	.. DE.....	.. NIA.....	American Equity Investment Life Insurance Company	Ownership.....	95.000	Brookfield Wealth Solutions Ltd.	... NO.....	.....
. 0408	Brookfield Wealth Solutions Ltd. Group	00000					Vantage at Westover Parent, LLC	.. DE.....	.. NIA.....	BH JV Multifamily Investors, LLC	Ownership.....	85.600	Brookfield Wealth Solutions Ltd.	... NO.....	.....
. 0408	Brookfield Wealth Solutions Ltd. Group	00000					Stonecastle Apartments Holdings, LLC	.. DE.....	.. NIA.....	BH JV Multifamily Investors, LLC	Ownership.....	80.000	Brookfield Wealth Solutions Ltd.	... NO.....	.....
. 0408	Brookfield Wealth Solutions Ltd. Group	00000					Residential Investment Trust	.. DE.....	.. NIA.....	American Equity Investment Life Insurance Company	Ownership.....	100.000	Brookfield Wealth Solutions Ltd.	... NO.....	.....

STATEMENT AS OF SEPTEMBER 30, 2024 OF THE American National Life Insurance Company of Texas

SCHEDULE Y  
PART 1A - DETAIL OF INSURANCE HOLDING COMPANY SYSTEM

1	2	3	4	5	6	7	8	9	10	11	12 Type of Control (Ownership, Board, Management, Attorney-in-Fact, Influence, Other)	13 If Control is Owner- ship Provide Percent- age	14 Ultimate Controlling Entity(ies)/Person(s)	15 Is an SCA Filing Re- quired? (Yes/No)	16 *
Group Code	Group Name	NAIC Company Code	ID Number	Federal RSSD	CIK	Name of Securities Exchange if Publicly Traded (U.S. or International)	Names of Parent, Subsidiaries Or Affiliates	Domi- ciliary Loca- tion	Rela- tion- ship to Reporting Entity	Directly Controlled by (Name of Entity/Person)					
. 0408	Brookfield Wealth Solutions Ltd. Group	00000					Residential Investment Trust III	DE	NIA	American Equity Investment Life Insurance Company	Ownership	100.000	Brookfield Wealth Solutions Ltd.	NO	
. 0408	Brookfield Wealth Solutions Ltd. Group	00000					Residential Investment Trust IV	DE	NIA	American Equity Investment Life Insurance Company	Ownership	100.000	Brookfield Wealth Solutions Ltd.	NO	
. 0408	Brookfield Wealth Solutions Ltd. Group	00000					Residential Investment Trust -Berm FW	DE	NIA	American Equity Investment Life Insurance Company	Ownership	100.000	Brookfield Wealth Solutions Ltd.	NO	
. 0408	Brookfield Wealth Solutions Ltd. Group	00000					Residential Investment Trust III - Berm FW	DE	NIA	American Equity Investment Life Insurance Company	Ownership	100.000	Brookfield Wealth Solutions Ltd.	NO	
. 0408	Brookfield Wealth Solutions Ltd. Group	00000					Residential Investment Trust IV - Berm FW	DE	NIA	American Equity Investment Life Insurance Company	Ownership	100.000	Brookfield Wealth Solutions Ltd.	NO	
. 0408	Brookfield Wealth Solutions Ltd. Group	00000					Residential Investment Trust III - Verm FW	DE	NIA	American Equity Investment Life Insurance Company	Ownership	100.000	Brookfield Wealth Solutions Ltd.	NO	
. 0408	Brookfield Wealth Solutions Ltd. Group	00000					ISQ Ace Fund, LLC	DE	NIA	American Equity Investment Life Insurance Company	Ownership	98.000	Brookfield Wealth Solutions Ltd.	NO	
. 0408	Brookfield Wealth Solutions Ltd. Group	00000	92-1992151				BH JV (Berm FW) Multifamily Investors, LLC	DE	NIA	American Equity Investment Life Insurance Company	Ownership	95.000	Brookfield Wealth Solutions Ltd.	NO	
. 0408	Brookfield Wealth Solutions Ltd. Group	00000	92-1610110				Ace Fund Holdings LLC	DE	NIA	American Equity Investment Life Insurance Company	Ownership	92.900	Brookfield Wealth Solutions Ltd.	NO	
. 0408	Brookfield Wealth Solutions Ltd. Group	00000					Vantage at Westover Parent, LLC	DE	NIA	BH JV (Berm FW) Multifamily Investors, LLC	Ownership	14.400	Brookfield Wealth Solutions Ltd.	NO	
. 0408	Brookfield Wealth Solutions Ltd. Group	00000					Vantage at Westover Owner, LLC	DE	NIA	Vantage at Westover Parent, LLC	Ownership	100.000	Brookfield Wealth Solutions Ltd.	NO	
. 0408	Brookfield Wealth Solutions Ltd. Group	00000					Stonecastle Apartments Holdings, LLC	DE	NIA	BH JV (Berm FW) Multifamily Investors, LLC	Ownership	20.000	Brookfield Wealth Solutions Ltd.	NO	
. 0408	Brookfield Wealth Solutions Ltd. Group	00000					PBJ Stonecastle, LLC	DE	NIA	Stonecastle Apartments Holdings, LLC	Ownership	100.000	Brookfield Wealth Solutions Ltd.	NO	
. 0408	Brookfield Wealth Solutions Ltd. Group	00000	88-4253582				M-A LPI Holdings, LLC	DE	NIA	American Equity Investment Life Insurance Company	Ownership	84.300	Brookfield Wealth Solutions Ltd.	NO	
. 0408	Brookfield Wealth Solutions Ltd. Group	00000					Residential Investment Trust II	DE	NIA	Eagle Life Insurance Company	Ownership	100.000	Brookfield Wealth Solutions Ltd.	NO	
. 0408	Brookfield Wealth Solutions Ltd. Group	00000					Residential Investment Trust III-E	DE	NIA	Eagle Life Insurance Company	Ownership	100.000	Brookfield Wealth Solutions Ltd.	NO	
. 0408	Brookfield Wealth Solutions Ltd. Group	00000					Residential Investment Trust V	DE	NIA	Eagle Life Insurance Company	Ownership	100.000	Brookfield Wealth Solutions Ltd.	NO	
. 0408	Brookfield Wealth Solutions Ltd. Group	00000	88-4253582				M-A LPI Holdings, LLC	DE	NIA	Eagle Life Insurance Company	Ownership	5.700	Brookfield Wealth Solutions Ltd.	NO	
. 0408	Brookfield Wealth Solutions Ltd. Group	00000	88-4247932				M-LPI Resort Holdings, LLC	DE	NIA	M-A LPI Holdings, LLC	Ownership	80.000	Brookfield Wealth Solutions Ltd.	NO	
. 0408	Brookfield Wealth Solutions Ltd. Group	00000	92-1610110				Ace Fund Holdings LLC	DE	NIA	Eagle Life Insurance Company	Ownership	7.100	Brookfield Wealth Solutions Ltd.	NO	
. 0408	Brookfield Wealth Solutions Ltd. Group	00000	92-0856342				M-LPI Resort Owner, LLC	DE	NIA	M-LPI Resort Holdings, LLC	Ownership	100.000	Brookfield Wealth Solutions Ltd.	NO	
. 0408	Brookfield Wealth Solutions Ltd. Group	00000	85-4289437				AE Capital, LLC	IA	NIA	American National Group Inc.	Ownership	100.000	Brookfield Wealth Solutions Ltd.	NO	
. 0408	Brookfield Wealth Solutions Ltd. Group	00000	98-1640447				AEL Re Bermuda Ltd	BMJ	IA	American National Group Inc.	Ownership	100.000	Brookfield Wealth Solutions Ltd.	NO	
. 0408	Brookfield Wealth Solutions Ltd. Group	00000	42-6593040				American Equity Capital Trust II	DE	NIA	American National Group Inc.	Ownership	100.000	Brookfield Wealth Solutions Ltd.	NO	
. 0408	Brookfield Wealth Solutions Ltd. Group	00000	42-1461598				American Equity Investment Properties, L.C.	IA	NIA	American National Group Inc.	Ownership	100.000	Brookfield Wealth Solutions Ltd.	NO	

STATEMENT AS OF SEPTEMBER 30, 2024 OF THE American National Life Insurance Company of Texas

SCHEDULE Y  
PART 1A - DETAIL OF INSURANCE HOLDING COMPANY SYSTEM

1	2	3	4	5	6	7	8	9	10	11	12 Type of Control (Ownership, Board, Management, Attorney-in-Fact, Influence, Other)	13 If Control is Owner- ship Provide Percen- tage	14 Ultimate Controlling Entity(ies)/Person(s)	15 Is an SCA Filing Re- quired? (Yes/No)	16 *
Group Code	Group Name	NAIC Company Code	ID Number	Federal RSSD	CIK	Name of Securities Exchange if Publicly Traded (U.S. or International)	Names of Parent, Subsidiaries Or Affiliates	Domi- ciliary Loca- tion	Rela- tion- ship to Reporting Entity	Directly Controlled by (Name of Entity/Person)					
. 0408	Brookfield Wealth Solutions Ltd. Group	00000	86-1532673				High Trestle Investment Management, LLC	.. IA.....	.....NIA.....	American National Group Inc.	Ownership.....	100.000	Brookfield Wealth Solutions Ltd.	... NO.....	.....
. 0408	Brookfield Wealth Solutions Ltd. Group	00000	88-3749240				North Wolf Bay Holdings, LLC	.. DE.....	.....NIA.....	American National Group Inc.	Ownership.....	100.000	Brookfield Wealth Solutions Ltd.	... NO.....	.....
. 0408	Brookfield Wealth Solutions Ltd. Group	00000	87-2713076				NC Securities Holdco, LLC	.. NC.....	.....NIA.....	American National Group Inc.	Ownership.....	100.000	Brookfield Wealth Solutions Ltd.	... NO.....	.....
. 0408	Brookfield Wealth Solutions Ltd. Group	00000	88-3743138				AEL Financial Services, LLC	.. NC.....	.....NIA.....	NC Securities Holdco, LLC	Ownership.....	100.000	Brookfield Wealth Solutions Ltd.	... NO.....	.....
. 0408	Brookfield Wealth Solutions Ltd. Group	00000					2022 Ceres Note Issuer LP	.. DE.....	.....OTH.....	American National Insurance Company	Ownership.....	100.000	Brookfield Wealth Solutions Ltd.	... NO.....	13
. 0408	Brookfield Wealth Solutions Ltd. Group	00000	93-1665964				200 Liberty REIT LLC	.. DE.....	.....OTH.....	200 Liberty Property Holdings Ltd.	Ownership.....	50.000	Brookfield Wealth Solutions Ltd.	... NO.....	13
. 0408	Brookfield Wealth Solutions Ltd. Group	00000	98-1737992				200 Liberty Property Holdings Ltd.	.. CYM.....	.....OTH.....	ANTAC Core CRE LLC	Ownership.....	24.000	Brookfield Wealth Solutions Ltd.	... NO.....	13
. 0408	Brookfield Wealth Solutions Ltd. Group	00000	92-2374250				1100 Ave of Americas REIT LLC	.. DE.....	.....OTH.....	1100 AoA Property Holdings Ltd.	Ownership.....	50.000	Brookfield Wealth Solutions Ltd.	... NO.....	13
. 0408	Brookfield Wealth Solutions Ltd. Group	00000	98-1737979				1100 AoA Property Holdings Ltd.	.. CYM.....	.....OTH.....	ANTAC Core CRE LLC	Ownership.....	36.000	Brookfield Wealth Solutions Ltd.	... NO.....	13
. 0408	Brookfield Wealth Solutions Ltd. Group	00000					BNRE Canada Services Inc.	.. CAN.....	.....NIA.....	BAWR Holdings Ltd.	Ownership.....	100.000	Brookfield Wealth Solutions Ltd.	... NO.....	1
. 0408	Brookfield Wealth Solutions Ltd. Group	00000					BAM V Geneva LLC	.. DE.....	.....OTH.....	Bventures Holdco LLC	Ownership.....	81.000	Brookfield Wealth Solutions Ltd.	... NO.....	13
. 0408	Brookfield Wealth Solutions Ltd. Group	00000					BNRE Canada Pref Sub Inc.	.. CAN.....	.....NIA.....	BNRE Canada Holdings Inc.	Ownership.....	100.000	Brookfield Wealth Solutions Ltd.	... NO.....	13
. 0408	Brookfield Wealth Solutions Ltd. Group	00000					Brookfield Annuity Loan LP	.. CAN.....	.....NIA.....	Brookfield Annuity Holdings Inc.	Management.....	0.000	Brookfield Wealth Solutions Ltd.	... NO.....	13
. 0408	Brookfield Wealth Solutions Ltd. Group	00000					Bventures Holdco LLC	.. DE.....	.....OTH.....	Chamberlain Blane 2023-1 LLC	Ownership.....	100.000	Brookfield Wealth Solutions Ltd.	... NO.....	13
. 0408	Brookfield Wealth Solutions Ltd. Group	00000					200 Vesey Property Holdings Ltd.	.. CYM.....	.....OTH.....	American Equity Investment Life Insurance Company	Ownership.....	60.000	Brookfield Wealth Solutions Ltd.	... NO.....	13
. 0408	Brookfield Wealth Solutions Ltd. Group	00000					Bay Adelaide North Property Holdings Inc.	.. CAN.....	.....OTH.....	American Equity Investment Life Insurance Company	Ownership.....	77.500	Brookfield Wealth Solutions Ltd.	... NO.....	13
. 0408	Brookfield Wealth Solutions Ltd. Group	00000					ALA MOANA PROPERTY HOLDINGS LTD.	.. CYM.....	.....OTH.....	American Equity Investment Life Insurance Company	Ownership.....	77.600	Brookfield Wealth Solutions Ltd.	... NO.....	13
. 0408	Brookfield Wealth Solutions Ltd. Group	00000					TYSONS GALLERIA PROPERTY HOLDINGS LTD.	.. CYM.....	.....OTH.....	American Equity Investment Life Insurance Company	Ownership.....	65.000	Brookfield Wealth Solutions Ltd.	... NO.....	13
. 0408	Brookfield Wealth Solutions Ltd. Group	00000					WOODLANDS MALL PROPERTY HOLDINGS LTD.	.. CYM.....	.....OTH.....	American Equity Investment Life Insurance Company	Ownership.....	66.000	Brookfield Wealth Solutions Ltd.	... NO.....	13
. 0408	Brookfield Wealth Solutions Ltd. Group	00000					La Cantera Property Holdings Ltd.	.. CYM.....	.....OTH.....	American Equity Investment Life Insurance Company	Ownership.....	70.500	Brookfield Wealth Solutions Ltd.	... NO.....	13
. 0408	Brookfield Wealth Solutions Ltd. Group	00000					Jordan Creek Property Holdings Ltd.	.. CYM.....	.....OTH.....	American National Insurance Holdings Inc.	Ownership.....	61.400	Brookfield Wealth Solutions Ltd.	... NO.....	13
. 0408	Brookfield Wealth Solutions Ltd. Group	00000					2 MW Property Holdings Ltd.	.. CYM.....	.....OTH.....	Brookfield Reinsurance Investments LP	Ownership.....	47.200	Brookfield Wealth Solutions Ltd.	... NO.....	13
. 0408	Brookfield Wealth Solutions Ltd. Group	00000					WILLOWBROOK PROPERTY HOLDINGS LTD.	.. CYM.....	.....OTH.....	American Equity Investment Life Insurance Company	Ownership.....	64.800	Brookfield Wealth Solutions Ltd.	... NO.....	13
. 0408	Brookfield Wealth Solutions Ltd. Group	00000					BOULDER REINSURANCE (CAYMAN) LTD	.. CYM.....	.....OTH.....	American National Group Inc.	Ownership.....	100.000	Brookfield Wealth Solutions Ltd.	... NO.....	13
. 0408	Brookfield Wealth Solutions Ltd. Group	00000	99-5016931				American National Assignment Company LLC	.. TX.....	.....NIA.....	American National Insurance Company	Ownership.....	100.000	Brookfield Wealth Solutions Ltd.	... NO.....	1

SCHEDULE Y  
PART 1A - DETAIL OF INSURANCE HOLDING COMPANY SYSTEM

1	2	3	4	5	6	7	8	9	10	11	12	13	14	15	16
Group Code	Group Name	NAIC Company Code	ID Number	Federal RSSD	CIK	Name of Securities Exchange if Publicly Traded (U.S. or International)	Names of Parent, Subsidiaries Or Affiliates	Domi-ciliary Loca-tion	Relation-ship to Reporting Entity	Directly Controlled by (Name of Entity/Person)	Type of Control (Ownership, Board, Management, Attorney-in-Fact, Influence, Other)	If Control is Owner-ship Provide Percen-tage	Ultimate Controlling Entity(ies)/Person(s)	Is an SCA Filing Re-quired? (Yes/No)	*
. 0408	Brookfield Wealth Solutions Ltd. Group	..... 00000	.....	.....	.....	.....	AE Paces GP, LLC .....	.. TX.....	..... NIA.....	ANICO Eagle, LLC .....	Ownership.....	100.000	Brookfield Wealth Solutions Ltd. ....	.... NO.....	.... 1 .....
. 0408	Brookfield Wealth Solutions Ltd. Group	..... 00000	.....	.....	.....	.....	Griffin Topco LLC .....	.. DE.....	..... OTH.....	American National Insurance Company .....	Ownership.....	100.000	Brookfield Wealth Solutions Ltd. ....	.... NO.....	.... 13 .....
. 0408	Brookfield Wealth Solutions Ltd. Group	..... 00000	.....	.....	.....	.....	Griffin Subco LLC .....	.. DE.....	..... OTH.....	Griffin Topco LLC .....	Ownership.....	100.000	Brookfield Wealth Solutions Ltd. ....	.... NO.....	.... 13 .....
. 0408	Brookfield Wealth Solutions Ltd. Group	..... 00000	.....	.....	.....	.....	Eugene Property Holdings Ltd. ....	..CYM.....	..... OTH.....	American Equity Investment Life Insurance Company .....	Ownership.....	65.300	Brookfield Wealth Solutions Ltd. ....	.... NO.....	.... 13 .....

Asterisk	Explanation
1 .....	Bruce Flatt and Brian Kingston are also ultimate controlling persons .....
2 .....	BNT Partners Trust owns 100% of the Class B Limited Voting Shares of Brookfield Wealth Solutions Ltd. ....
3 .....	Investment Special Purpose Vehicle .....

STATEMENT AS OF SEPTEMBER 30, 2024 OF THE American National Life Insurance Company of Texas

SUPPLEMENTAL EXHIBITS AND SCHEDULES INTERROGATORIES

The following supplemental reports are required to be filed as part of your statement filing. However, in the event that your company does not transact the type of business for which the special report must be filed, your response of NO to the specific interrogatory will be accepted in lieu of filing a "NONE" report and a bar code will be printed below. If the supplement is required of your company but is not being filed for whatever reason enter SEE EXPLANATION and provide an explanation following the interrogatory questions.

	Response
1. Will the Trusteed Surplus Statement be filed with the state of domicile and the NAIC with this statement? .....	NO
2. Will the Medicare Part D Coverage Supplement be filed with the state of domicile and the NAIC with this statement? .....	NO
3. Will the Reasonableness of Assumptions Certification required by Actuarial Guideline XXXV be filed with the state of domicile and electronically with the NAIC? .....	NO
4. Will the Reasonableness and Consistency of Assumptions Certification required by Actuarial Guideline XXXV be filed with the state of domicile and electronically with the NAIC? .....	NO
5. Will the Reasonableness of Assumptions Certification for Implied Guaranteed Rate Method required by Actuarial Guideline XXXVI be filed with the state of domicile and electronically with the NAIC? .....	NO
6. Will the Reasonableness and Consistency of Assumptions Certification required by Actuarial Guideline XXXVI (Updated Average Market Value) be filed with the state of domicile and electronically with the NAIC? .....	NO
7. Will the Reasonableness and Consistency of Assumptions Certification required by Actuarial Guideline XXXVI (Updated Market Value) be filed with the state of domicile and electronically with the NAIC? .....	NO
8. Will the Life PBR Statement of Exemption be filed with the state of domicile by July 1st and electronically with the NAIC with the second quarterly filing per the Valuation Manual (by August 15)? (2nd Quarter Only) The response for 1st and 3rd quarters should be N/A. A NO response resulting with a bar code is only appropriate in the 2nd quarter. In the case of an ongoing statement of exemption, enter "SEE EXPLANATION" and provide as an explanation that the company is utilizing an ongoing statement of exemption. ....	N/A

AUGUST FILING


9. Will the regulator-only (non-public) Communication of Internal Control Related Matters Noted in Audit be filed with the state of domicile and electronically with the NAIC (as a regulator-only non-public document) by August 1? The response for 1st and 3rd quarters should be N/A. A NO response resulting with a bar code is only appropriate in the 2nd quarter. ....	N/A
--	-----

Explanation:

1.
2.
3.
4.
5.
6.
7.

Bar Code:

1. Trusteed Surplus Statement [Document Identifier 490]
2. Medicare Part D Coverage Supplement [Document Identifier 365]
3. Reasonableness of Assumptions Certification required by Actuarial Guideline XXXV [Document Identifier 445]
4. Reasonableness and Consistency of Assumptions Certification required by Actuarial Guideline XXXV [Document Identifier 446]
5. Reasonableness of Assumptions Certification for Implied Guaranteed Rate Method required by Actuarial Guideline XXXVI [Document Identifier 447]
6. Reasonableness and Consistency of Assumptions Certification required by Actuarial Guideline XXXVI [Document Identifier 448]
7. Reasonableness and Consistency of Assumptions Certification required by Actuarial Guideline XXXVI (Updated Market Value) [Document Identifier 449]



**NONE**

SCHEDULE A - VERIFICATION

Real Estate

	1	2
	Year to Date	Prior Year Ended December 31
1. Book/adjusted carrying value, December 31 of prior year .....		
2. Cost of acquired:		
2.1 Actual cost at time of acquisition .....		
2.2 Additional investment made after acquisition .....		
3. Current year change in encumbrances .....		
4. Total gain (loss) on disposals .....		
5. Deduct amounts received on disposals .....		
6. Total foreign exchange change in book/adjusted carrying value .....		
7. Deduct current year's other than temporary impairment recognized .....		
8. Deduct current year's depreciation .....		
9. Book/adjusted carrying value at the end of current period (Lines 1+2+3+4-5+6-7-8) .....		
10. Deduct total nonadmitted amounts .....		
11. Statement value at end of current period (Line 9 minus Line 10)		

SCHEDULE B - VERIFICATION

Mortgage Loans

	1	2
	Year to Date	Prior Year Ended December 31
1. Book value/recorded investment excluding accrued interest, December 31 of prior year .....		
2. Cost of acquired:		
2.1 Actual cost at time of acquisition .....		
2.2 Additional investment made after acquisition .....		
3. Capitalized deferred interest and other .....		
4. Accrual of discount .....		
5. Unrealized valuation increase/(decrease) .....		
6. Total gain (loss) on disposals .....		
7. Deduct amounts received on disposals .....		
8. Deduct amortization of premium and mortgage interest paid and commitment fees .....		
9. Total foreign exchange change in book value/recorded investment excluding accrued interest .....		
10. Deduct current year's other than temporary impairment recognized .....		
11. Book value/recorded investment excluding accrued interest at end of current period (Lines 1+2+3+4+5+6-7-8+9-10) .....		
12. Total valuation allowance .....		
13. Subtotal (Line 11 plus Line 12) .....		
14. Deduct total nonadmitted amounts .....		
15. Statement value at end of current period (Line 13 minus Line 14)		

SCHEDULE BA - VERIFICATION

Other Long-Term Invested Assets

	1	2
	Year to Date	Prior Year Ended December 31
1. Book/adjusted carrying value, December 31 of prior year .....	2,800,000	
2. Cost of acquired:		
2.1 Actual cost at time of acquisition .....		3,300,000
2.2 Additional investment made after acquisition .....	4,050,000	3,950,000
3. Capitalized deferred interest and other .....		
4. Accrual of discount .....		
5. Unrealized valuation increase/(decrease) .....		
6. Total gain (loss) on disposals .....		
7. Deduct amounts received on disposals .....	4,600,000	4,450,000
8. Deduct amortization of premium and depreciation .....		
9. Total foreign exchange change in book/adjusted carrying value .....		
10. Deduct current year's other than temporary impairment recognized .....		
11. Book/adjusted carrying value at end of current period (Lines 1+2+3+4+5+6-7-8+9-10) .....	2,250,000	2,800,000
12. Deduct total nonadmitted amounts .....		
13. Statement value at end of current period (Line 11 minus Line 12)	2,250,000	2,800,000

SCHEDULE D - VERIFICATION

Bonds and Stocks

	1	2
	Year to Date	Prior Year Ended December 31
1. Book/adjusted carrying value of bonds and stocks, December 31 of prior year .....	77,217,954	92,233,989
2. Cost of bonds and stocks acquired .....	246,681	4,989,497
3. Accrual of discount .....	48,513	69,228
4. Unrealized valuation increase/(decrease) .....	58,164	
5. Total gain (loss) on disposals .....	(3,792,631)	54,595
6. Deduct consideration for bonds and stocks disposed of .....	31,303,654	19,712,587
7. Deduct amortization of premium .....	230,306	423,526
8. Total foreign exchange change in book/adjusted carrying value .....		
9. Deduct current year's other than temporary impairment recognized .....		
10. Total investment income recognized as a result of prepayment penalties and/or acceleration fees .....		6,758
11. Book/adjusted carrying value at end of current period (Lines 1+2+3+4+5-6-7+8-9+10) .....	42,244,721	77,217,954
12. Deduct total nonadmitted amounts .....		
13. Statement value at end of current period (Line 11 minus Line 12)	42,244,721	77,217,954



STATEMENT AS OF SEPTEMBER 30, 2024 OF THE American National Life Insurance Company of Texas

SCHEDULE D - PART 1B

Showing the Acquisitions, Dispositions and Non-Trading Activity  
During the Current Quarter for all Bonds and Preferred Stock by NAIC Designation

NAIC Designation	1 Book/Adjusted Carrying Value Beginning of Current Quarter	2 Acquisitions During Current Quarter	3 Dispositions During Current Quarter	4 Non-Trading Activity During Current Quarter	5 Book/Adjusted Carrying Value End of First Quarter	6 Book/Adjusted Carrying Value End of Second Quarter	7 Book/Adjusted Carrying Value End of Third Quarter	8 Book/Adjusted Carrying Value December 31 Prior Year
BONDS								
1. NAIC 1 (a) .....	85,685,631	119,363,246	143,868,933	(509,030)	78,726,581	85,685,631	60,670,914	77,782,308
2. NAIC 2 (a) .....	30,867,592		12,734,721	(2,767,898)	32,888,307	30,867,592	15,364,973	33,908,902
3. NAIC 3 (a) .....	1,072,142			(3,696)	1,075,787	1,072,142	1,068,446	1,079,421
4. NAIC 4 (a) .....								
5. NAIC 5 (a) .....								
6. NAIC 6 (a) .....								
7. Total Bonds	117,625,365	119,363,246	156,603,654	(3,280,624)	112,690,675	117,625,365	77,104,333	112,770,631
PREFERRED STOCK								
8. NAIC 1 .....								
9. NAIC 2 .....								
10. NAIC 3 .....								
11. NAIC 4 .....								
12. NAIC 5 .....								
13. NAIC 6 .....								
14. Total Preferred Stock .....								
15. Total Bonds and Preferred Stock	117,625,365	119,363,246	156,603,654	(3,280,624)	112,690,675	117,625,365	77,104,333	112,770,631

(a) Book/Adjusted Carrying Value column for the end of the current reporting period includes the following amount of short-term and cash equivalent bonds by NAIC designation:  
NAIC 1 \$ 36,854,186 ; NAIC 2 \$ ; NAIC 3 \$ NAIC 4 \$ ; NAIC 5 \$ ; NAIC 6 \$ .....

SCHEDULE DA - PART 1

Short-Term Investments

	1	2	3	4	5
	Book/Adjusted Carrying Value	Prior Year Value	Actual Cost	Interest Collected Year-to-Date	Paid for Accrued Interest Year-to-Date
7709999999 Totals		XX			

NONE

SCHEDULE DA - VERIFICATION

Short-Term Investments

	1	2
	Year To Date	Prior Year Ended December 31
1. Book/adjusted carrying value, December 31 of prior year .....	3,990,000	25,978,981
2. Cost of short-term investments acquired .....		123,008,137
3. Accrual of discount .....		491,243
4. Unrealized valuation increase/(decrease) .....		
5. Total gain (loss) on disposals .....		
6. Deduct consideration received on disposals .....	3,990,000	145,488,361
7. Deduct amortization of premium .....		
8. Total foreign exchange change in book/adjusted carrying value .....		
9. Deduct current year's other than temporary impairment recognized .....		
10. Book/adjusted carrying value at end of current period (Lines 1+2+3+4+5-6-7+8-9) .....		3,990,000
11. Deduct total nonadmitted amounts .....		
12. Statement value at end of current period (Line 10 minus Line 11)		3,990,000

Schedule DB - Part A - Verification - Options, Caps, Floors, Collars, Swaps and Forwards

**N O N E**

Schedule DB - Part B - Verification - Futures Contracts

**N O N E**

Schedule DB - Part C - Section 1 - Replication (Synthetic Asset) Transactions (RSATs) Open

**N O N E**

Schedule DB-Part C-Section 2-Reconciliation of Replication (Synthetic Asset) Transactions Open

**N O N E**

Schedule DB - Verification - Book/Adjusted Carrying Value, Fair Value and Potential Exposure of  
Derivatives

**N O N E**

SCHEDULE E - PART 2 - VERIFICATION

(Cash Equivalents)

	1	2
	Year To Date	Prior Year Ended December 31
1. Book/adjusted carrying value, December 31 of prior year .....	40,249,312	8,087,381
2. Cost of cash equivalents acquired .....	793,837,889	739,163,424
3. Accrual of discount .....	1,565,048	800,509
4. Unrealized valuation increase/(decrease) .....		
5. Total gain (loss) on disposals .....	89,021	(16,471)
6. Deduct consideration received on disposals .....	794,561,545	707,785,531
7. Deduct amortization of premium .....	89,021	
8. Total foreign exchange change in book/adjusted carrying value .....		
9. Deduct current year's other than temporary impairment recognized .....		
10. Book/adjusted carrying value at end of current period (Lines 1+2+3+4+5-6-7+8-9) .....	41,090,704	40,249,312
11. Deduct total nonadmitted amounts .....		
12. Statement value at end of current period (Line 10 minus Line 11)	41,090,704	40,249,312

Schedule A - Part 2 - Real Estate Acquired and Additions Made

**N O N E**

Schedule A - Part 3 - Real Estate Disposed

**N O N E**

Schedule B - Part 2 - Mortgage Loans Acquired and Additions Made

**N O N E**

Schedule B - Part 3 - Mortgage Loans Disposed, Transferred or Repaid

**N O N E**

STATEMENT AS OF SEPTEMBER 30, 2024 OF THE American National Life Insurance Company of Texas

SCHEDULE BA - PART 2

Showing Other Long-Term Invested Assets ACQUIRED AND ADDITIONS MADE During the Current Quarter

1	2	Location		5	6	7	8	9	10	11	12	13
		3	4									
CUSIP Identification	Name or Description	City	State	Name of Vendor or General Partner	NAIC Designation, NAIC Designation Modifier and SVO Administrative Symbol	Date Originally Acquired	Type and Strategy	Actual Cost at Time of Acquisition	Additional Investment Made After Acquisition	Amount of Encumbrances	Commitment for Additional Investment	Percentage of Ownership
PPFUMC-12-3 .....	BlueRock- Revolving Credit Facility .....	New York .....	NV.....	Private .....		02/16/2023 ...			650,000			
2999999. Collateral Loans - Unaffiliated									650,000			XXX
6099999. Total - Unaffiliated									650,000			XXX
6199999. Total - Affiliated												XXX
.....	.....	.....	.....	.....	.....	.....	.....	.....	.....	.....	.....	.....
.....	.....	.....	.....	.....	.....	.....	.....	.....	.....	.....	.....	.....
.....	.....	.....	.....	.....	.....	.....	.....	.....	.....	.....	.....	.....
.....	.....	.....	.....	.....	.....	.....	.....	.....	.....	.....	.....	.....
.....	.....	.....	.....	.....	.....	.....	.....	.....	.....	.....	.....	.....
.....	.....	.....	.....	.....	.....	.....	.....	.....	.....	.....	.....	.....
.....	.....	.....	.....	.....	.....	.....	.....	.....	.....	.....	.....	.....
.....	.....	.....	.....	.....	.....	.....	.....	.....	.....	.....	.....	.....
.....	.....	.....	.....	.....	.....	.....	.....	.....	.....	.....	.....	.....
6299999 - Totals									650,000			XXX

SCHEDULE BA - PART 3

Showing Other Long-Term Invested Assets DISPOSED, Transferred or Repaid During the Current Quarter

1	2	Location		5	6	7	8	Change in Book/Adjusted Carrying Value						15	16	17	18	19	20
		3	4					9	10	11	12	13	14						
CUSIP Identification	Name or Description	City	State	Name of Purchaser or Nature of Disposal	Date Originally Acquired	Disposal Date	Book/ Adjusted Carrying Value Less Encumbrances, Prior Year	Unrealized Valuation Increase/ (De-crease)	Current Year's (Depreciation) or (Amortization)/ Accretion	Current Year's Other Than Temporary Impairment Recognized	Capitalized Deferred Interest and Other	Total Change in Book/ Adjusted Carrying Value (9+10-11+12)	Total Foreign Exchange Change in Book/ Adjusted Carrying Value	Book/ Adjusted Carrying Value Less Encumbrances on Disposal	Consid-eration	Foreign Exchange Gain (Loss) on Disposal	Realized Gain (Loss) on Disposal	Total Gain (Loss) on Disposal	Invest-ment Income
PPFUMC-12-3 .....	BlueRock- Revolving Credit Facility .....	New York .....	NV.....	Private .....	02/16/2023 ...	07/05/2024 ...	1,000,000							1,000,000	1,000,000				
2999999. Collateral Loans - Unaffiliated							1,000,000							1,000,000	1,000,000				
6099999. Total - Unaffiliated							1,000,000							1,000,000	1,000,000				
6199999. Total - Affiliated																			
.....	.....	.....	.....	.....	.....	.....	.....	.....	.....	.....	.....	.....	.....	.....	.....	.....	.....	.....	.....
.....	.....	.....	.....	.....	.....	.....	.....	.....	.....	.....	.....	.....	.....	.....	.....	.....	.....	.....	.....
.....	.....	.....	.....	.....	.....	.....	.....	.....	.....	.....	.....	.....	.....	.....	.....	.....	.....	.....	.....
.....	.....	.....	.....	.....	.....	.....	.....	.....	.....	.....	.....	.....	.....	.....	.....	.....	.....	.....	.....
.....	.....	.....	.....	.....	.....	.....	.....	.....	.....	.....	.....	.....	.....	.....	.....	.....	.....	.....	.....
.....	.....	.....	.....	.....	.....	.....	.....	.....	.....	.....	.....	.....	.....	.....	.....	.....	.....	.....	.....
.....	.....	.....	.....	.....	.....	.....	.....	.....	.....	.....	.....	.....	.....	.....	.....	.....	.....	.....	.....
.....	.....	.....	.....	.....	.....	.....	.....	.....	.....	.....	.....	.....	.....	.....	.....	.....	.....	.....	.....
.....	.....	.....	.....	.....	.....	.....	.....	.....	.....	.....	.....	.....	.....	.....	.....	.....	.....	.....	.....
.....	.....	.....	.....	.....	.....	.....	.....	.....	.....	.....	.....	.....	.....	.....	.....	.....	.....	.....	.....
.....	.....	.....	.....	.....	.....	.....	.....	.....	.....	.....	.....	.....	.....	.....	.....	.....	.....	.....	.....
6299999 - Totals							1,000,000							1,000,000	1,000,000				

STATEMENT AS OF SEPTEMBER 30, 2024 OF THE American National Life Insurance Company of Texas

## SCHEDULE D - PART 3

Show All Long-Term Bonds and Stock Acquired During the Current Quarter

[illegible]

STATEMENT AS OF SEPTEMBER 30, 2024 OF THE American National Life Insurance Company of Texas

SCHEDULE D - PART 4

Show All Long-Term Bonds and Stock Sold, Redeemed or Otherwise Disposed of During the Current Quarter

1	2	3	4	5	6	7	8	9	10	Change In Book/Adjusted Carrying Value					16	17	18	19	20	21	22
										11	12	13	14	15							
CUSIP Identification	Description	For- eign	Disposal Date	Name of Purchaser	Number of Shares of Stock	Consid- eration	Par Value	Actual Cost	Prior Year Book/ Adjusted Carrying Value	Unrealized Valuation Increase/ (Decrease)	Current Year's (Amor- tization)/ Accretion	Current Year's Other Than Temporary Impairment Recogn- ized	Total Change in Book/ Adjusted Carrying Value (11 + 12 - 13)	Total Foreign Exchange Change in Book /Adjusted Carrying Value	Book/ Adjusted Carrying Value at Disposal Date	Foreign Exchange Gain (Loss) on Disposal	Realized Gain (Loss) on Disposal	Total Gain (Loss) on Disposal	Bond Interest/ Stock Dividends Received During Year	Stated Con- tractual Maturity Date	NAIC Desig- nation, NAIC Desig- nation Modifier and SVO Admini- strative Symbol
..036752-AN-3	ANTHEM INC .....		08/26/2024	PRIVATE .....		947,941	1,067,000	1,025,366	1,034,183		3,104		3,104		1,037,287		(89,346)	(89,346)	18,739	05/15/2030	2.A FE
..04685A-2R-1	ATHENE GLOBAL FUND IN .....		08/26/2024	PRIVATE .....		873,551	1,000,000	1,008,400	1,006,358		(558)		(558)		1,005,799		(132,248)	(132,248)	19,621	11/19/2030	1.E FE
..05724B-AA-7	BAKER HUGHES HLDGS L .....		08/26/2024	PRIVATE .....		2,011,680	2,000,000	2,392,000	2,269,255		(27,267)		(27,267)		2,241,988		(230,308)	(230,308)	73,521	05/01/2030	1.G FE
..06654D-AD-9	BANNER HEALTH .....		08/26/2024	PRIVATE .....		2,586,191	3,000,000	2,990,370	2,993,147		601		601		2,993,748		(407,557)	(407,557)	65,605	01/01/2031	1.D FE
..09261B-AD-2	BLACKSTONE HLDGS FIN .....		08/26/2024	PRIVATE .....		2,485,159	3,000,000	2,951,580	2,961,516		2,865		2,865		2,967,678		(482,519)	(482,519)	64,333	01/30/2032	1.E FE
..20030N-DA-6	COMCAST CORP NEW .....		08/26/2024	PRIVATE .....		1,836,845	2,000,000	1,992,420	1,994,083		590		590		1,994,673		(157,827)	(157,827)	56,681	02/01/2030	1.G FE
..237194-AM-7	DARDEN RESTAURANTS I .....		08/26/2024	PRIVATE .....		2,576,490	3,000,000	3,184,290	3,176,307		(2,918)		(2,918)		3,173,389		(596,899)	(596,899)	140,671	02/15/2048	2.B FE
..31428X-AW-6	FEDEX CORP .....		08/26/2024	PRIVATE .....		972,003	1,000,000	1,161,570	1,152,602		(3,307)		(3,307)		1,149,295		(177,292)	(177,292)	56,808	01/15/2044	2.B FE
..37959E-AA-0	GLOBE LIFE INC .....		08/26/2024	PRIVATE .....		852,726	1,000,000	1,003,440	1,002,382		(228)		(228)		1,002,154		(149,429)	(149,429)	22,157	08/15/2030	2.A FE
..40434L-AJ-4	HP INC .....		08/26/2024	PRIVATE .....		2,626,514	3,000,000	3,002,030	3,001,679		(135)		(135)		3,001,544		(375,030)	(375,030)	54,988	06/17/2031	2.B FE
..48252A-AA-9	KKR GROUP FIN CO VI .....		08/26/2024	PRIVATE .....		965,533	1,000,000	1,075,800	1,046,575		(5,165)		(5,165)		1,041,410		(75,877)	(75,877)	43,229	07/01/2029	1.F FE
..68389X-AU-9	ORACLE CORP .....		07/08/2024	MATURITY .....		1,000,000	1,000,000	997,730	999,862		138		138		1,000,000				34,000	07/08/2024	2.B FE
..718546-AW-4	PHILLIPS 66 .....		08/26/2024	PRIVATE .....		873,232	1,000,000	953,380	965,519		2,972		2,972		968,491		(95,259)	(95,259)	14,990	12/15/2030	2.A FE
..743674-BD-4	PROTECTIVE LIFE CORP .....		08/26/2024	PRIVATE .....		1,982,741	2,000,000	2,302,600	2,184,041		(25,617)		(25,617)		2,158,423		(175,682)	(175,682)	77,878	09/30/2028	1.G FE
..756109-AQ-7	REALTY INCOME CORP .....		07/15/2024	MATURITY .....		1,000,000	1,000,000	999,560	999,973		27		27		1,000,000				38,750	07/15/2024	1.G FE
..778296-AA-1	ROSS STORES INC .....		09/15/2024	MATURITY .....		1,000,000	1,000,000	1,026,700	1,001,511		(1,511)		(1,511)		1,000,000				33,750	09/15/2024	2.A FE
..86944B-AG-8	SUTTER HEALTH .....		08/26/2024	PRIVATE .....		1,780,957	2,000,000	2,020,640	2,014,034		(1,409)		(1,409)		2,012,626		(231,669)	(231,669)	47,282	08/15/2030	1.E FE
..92346M-AC-5	VERIZON COMMUNICATIO .....		08/26/2024	PRIVATE .....		921,360	1,000,000	1,000,000	1,000,000						1,000,000		(78,640)	(78,640)	38,247	05/15/2047	2.A FE
..50247Y-AB-5	LYB INTERNATIONAL FI .....	D.....	08/26/2024	PRIVATE .....		964,456	1,000,000	1,159,380	1,150,349		(3,331)		(3,331)		1,147,018		(182,562)	(182,562)	58,479	07/15/2043	2.B FE
..60687Y-BT-5	MIZUHO FINANCIAL GRO .....	D.....	08/26/2024	PRIVATE .....		846,275	1,000,000	1,001,040	1,000,828		(67)		(67)		1,000,762		(154,487)	(154,487)	25,551	07/09/2032	1.G FE
..000000-00-0	Investment Adjustment .....		09/30/2024			(30,895)									(30,895)					09/30/2024	2.B Z
1109999999. Subtotal - Bonds - Industrial and Miscellaneous (Unaffiliated)						29,072,759	32,067,000	33,248,296	32,954,204		(61,216)		(61,216)		32,865,390		(3,792,631)	(3,792,631)	985,280	XXX	XXX
2509999997. Total - Bonds - Part 4						29,072,759	32,067,000	33,248,296	32,954,204		(61,216)		(61,216)		32,865,390		(3,792,631)	(3,792,631)	985,280	XXX	XXX
2509999998. Total - Bonds - Part 5						XXX	XXX	XXX	XXX	XXX	XXX	XXX	XXX	XXX	XXX	XXX	XXX	XXX	XXX	XXX	XXX
2509999999. Total - Bonds						29,072,759	32,067,000	33,248,296	32,954,204		(61,216)		(61,216)		32,865,390		(3,792,631)	(3,792,631)	985,280	XXX	XXX
4509999997. Total - Preferred Stocks - Part 4							XXX													XXX	XXX
4509999998. Total - Preferred Stocks - Part 5						XXX	XXX	XXX	XXX	XXX	XXX	XXX	XXX	XXX	XXX	XXX	XXX	XXX	XXX	XXX	XXX
4509999999. Total - Preferred Stocks							XXX													XXX	XXX
5989999997. Total - Common Stocks - Part 4							XXX													XXX	XXX
5989999998. Total - Common Stocks - Part 5						XXX	XXX	XXX	XXX	XXX	XXX	XXX	XXX	XXX	XXX	XXX	XXX	XXX	XXX	XXX	XXX
5989999999. Total - Common Stocks							XXX													XXX	XXX
5999999999. Total - Preferred and Common Stocks							XXX													XXX	XXX
6009999999 - Totals						29,072,759	XXX	33,248,296	32,954,204		(61,216)		(61,216)		32,865,390		(3,792,631)	(3,792,631)	985,280	XXX	XXX



Schedule DB - Part A - Section 1 - Options, Caps, Floors, Collars, Swaps and Forwards Open  
**N O N E**

Schedule DB - Part B - Section 1 - Futures Contracts Open  
**N O N E**

Schedule DB - Part B - Section 1B - Brokers with whom cash deposits have been made  
**N O N E**

Schedule DB - Part D - Section 1 - Counterparty Exposure for Derivative Instruments Open  
**N O N E**

Schedule DB - Part D-Section 2 - Collateral for Derivative Instruments Open - Pledged By  
**N O N E**

Schedule DB - Part D-Section 2 - Collateral for Derivative Instruments Open - Pledged To  
**N O N E**

Schedule DB - Part E - Derivatives Hedging Variable Annuity Guarantees  
**N O N E**

Schedule DL - Part 1 - Reinvested Collateral Assets Owned  
**N O N E**

Schedule DL - Part 2 - Reinvested Collateral Assets Owned  
**N O N E**

## SCHEDULE E - PART 1 - CASH

E13

## SCHEDULE E - PART 2 - CASH EQUIVALENTS

[illegible]