

**QUARTERLY STATEMENT**

**OF THE**

**American National General Insurance Company**

**TO THE**

**Insurance Department**

**OF THE**

**STATE OF**

**Nebraska**

**FOR THE QUARTER ENDED  
MARCH 31, 2025**

**PROPERTY AND CASUALTY**

**2025**



PROPERTY AND CASUALTY COMPANIES - ASSOCIATION EDITION

QUARTERLY STATEMENT

AS OF MARCH 31, 2025  
OF THE CONDITION AND AFFAIRS OF THE

American National General Insurance Company

NAIC Group Code 0408 0408 NAIC Company Code 39942 Employer's ID Number 43-1223793  
(Current) (Prior)

Organized under the Laws of Nebraska, State of Domicile or Port of Entry NE

Country of Domicile United States of America

Incorporated/Organized 12/30/1980 Commenced Business 04/01/1981

Statutory Home Office 1350 Aldrich Road Lincoln, NE, US 68510  
(Street and Number) (City or Town, State, Country and Zip Code)

Main Administrative Office American National Center, 1949 East Sunshine  
(Street and Number)  
Springfield, MO, US 65899-0001 417-887-4990  
(City or Town, State, Country and Zip Code) (Area Code) (Telephone Number)

Mail Address American National Center, 1949 East Sunshine Springfield, MO, US 65899-0001  
(Street and Number or P.O. Box) (City or Town, State, Country and Zip Code)

Primary Location of Books and Records American National Center, 1949 East Sunshine  
(Street and Number)  
Springfield, MO, US 65899-0001 417-887-4990  
(City or Town, State, Country and Zip Code) (Area Code) (Telephone Number)

Internet Website Address www.americannational.com

Statutory Statement Contact Jennifer Jo Duncan 518-431-5201  
(Name) (Area Code) (Telephone Number)  
Bpcffinancialstatementcontact@sharedservices-bpc.com 518-431-5978  
(E-mail Address) (FAX Number)

OFFICERS

Chairman, President & Chief Executive Officer	Timothy Allen Walsh	Senior Vice President, Chief Financial Officer and Treasurer	Brody Jason Merrill
Vice President, Associate General Counsel and Corporate Secretary	Sean Anthony Monticello		

OTHER

Bereket "Josh" Feyissa, Executive Vice President	Matthew Richard Ostiguy, Executive Vice President, Chief Operating Officer	Emily Ann Berrier, Senior Vice President
Rebecca Anne Hudzik-Presson, Senior Vice President	Cecilia Guerrero Pardo, Senior Vice President	Garrett Kyle Williams, Senior Vice President
Ankit Goyal #, Chief Risk Officer		

DIRECTORS OR TRUSTEES

Bereket "Josh" Feyissa	James Lee Flinn	Brody Jason Merrill
Matthew Richard Ostiguy	Cecilia Guerrero Pardo	Bruce Robert Ramge
Timothy Allen Walsh	Garrett Kyle Williams	

State of Texas SS:  
County of Galveston

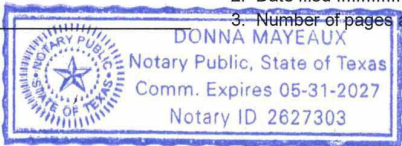
The officers of this reporting entity being duly sworn, each depose and say that they are the described officers of said reporting entity, and that on the reporting period stated above, all of the herein described assets were the absolute property of the said reporting entity, free and clear from any liens or claims thereon, except as herein stated, and that this statement, together with related exhibits, schedules and explanations therein contained, annexed or referred to, is a full and true statement of all the assets and liabilities and of the condition and affairs of the said reporting entity as of the reporting period stated above, and of its income and deductions therefrom for the period ended, and have been completed in accordance with the NAIC Annual Statement Instructions and Accounting Practices and Procedures manual except to the extent that: (1) state law may differ; or, (2) that state rules or regulations require differences in reporting not related to accounting practices and procedures, according to the best of their information, knowledge and belief, respectively. Furthermore, the scope of this attestation by the described officers also includes the related corresponding electronic filing with the NAIC, when required, that is an exact copy (except for formatting differences due to electronic filing) of the enclosed statement. The electronic filing may be requested by various regulators in lieu of or in addition to the enclosed statement.

Timothy Allen Walsh Chairman, President & Chief Executive Officer	Sean Anthony Monticello Vice President, Associate General Counsel and Corporate Secretary	Brody Jason Merrill Senior Vice President, Chief Financial Officer and Treasurer

Subscribed and sworn to before me this 14th day of May 2025  
Donna Mayeaux

a. Is this an original filing? .....  
b. If no,  
1. State the amendment number.....  
2. Date filed .....  
3. Number of pages attached.....

Yes [ X ] No [ ]



ASSETS

	Current Statement Date			4 December 31 Prior Year Net Admitted Assets
	1 Assets	2 Nonadmitted Assets	3 Net Admitted Assets (Cols. 1 - 2)	
1. Bonds .....	69,226,425		69,226,425	75,202,062
2. Stocks:				
2.1 Preferred stocks .....				
2.2 Common stocks .....				
3. Mortgage loans on real estate:				
3.1 First liens .....				
3.2 Other than first liens.....				
4. Real estate:				
4.1 Properties occupied by the company (less \$ ..... encumbrances) .....				
4.2 Properties held for the production of income (less \$ ..... encumbrances) .....				
4.3 Properties held for sale (less \$ ..... encumbrances) .....				
5. Cash (\$ ..... 2,165,777 ), cash equivalents (\$ ..... 37,444,743 ) and short-term investments (\$ ..... ) .....	39,610,520		39,610,520	40,615,857
6. Contract loans (including \$ ..... premium notes) .....				
7. Derivatives .....				
8. Other invested assets .....				
9. Receivables for securities .....				
10. Securities lending reinvested collateral assets .....				
11. Aggregate write-ins for invested assets .....				
12. Subtotals, cash and invested assets (Lines 1 to 11) .....	108,836,945		108,836,945	115,817,919
13. Title plants less \$ ..... charged off (for Title insurers only) .....				
14. Investment income due and accrued .....	620,677		620,677	569,542
15. Premiums and considerations:				
15.1 Uncollected premiums and agents' balances in the course of collection .....	771,810	7,494	764,317	454,623
15.2 Deferred premiums, agents' balances and installments booked but deferred and not yet due (including \$ ..... earned but unbilled premiums) .....	8,920,070		8,920,070	11,600,820
15.3 Accrued retrospective premiums (\$ ..... ) and contracts subject to redetermination (\$ ..... ) .....				
16. Reinsurance:				
16.1 Amounts recoverable from reinsurers .....	6,674		6,674	37,462
16.2 Funds held by or deposited with reinsured companies .....				
16.3 Other amounts receivable under reinsurance contracts .....				
17. Amounts receivable relating to uninsured plans .....				
18.1 Current federal and foreign income tax recoverable and interest thereon ....				1,921,284
18.2 Net deferred tax asset .....				
19. Guaranty funds receivable or on deposit .....	252,430		252,430	252,430
20. Electronic data processing equipment and software .....				
21. Furniture and equipment, including health care delivery assets (\$ ..... ) .....				
22. Net adjustment in assets and liabilities due to foreign exchange rates .....				
23. Receivables from parent, subsidiaries and affiliates .....	881,493		881,493	1,052,762
24. Health care (\$ ..... ) and other amounts receivable .....				
25. Aggregate write-ins for other than invested assets .....	316,888	3,026	313,862	317,093
26. Total assets excluding Separate Accounts, Segregated Accounts and Protected Cell Accounts (Lines 12 to 25) .....	120,606,988	10,520	120,596,468	132,023,935
27. From Separate Accounts, Segregated Accounts and Protected Cell Accounts .....				
28. Total (Lines 26 and 27)	120,606,988	10,520	120,596,468	132,023,935
DETAILS OF WRITE-INS				
1101. ....				
1102. ....				
1103. ....				
1198. Summary of remaining write-ins for Line 11 from overflow page .....				
1199. Totals (Lines 1101 through 1103 plus 1198)(Line 11 above)				
2501. Prepaid state taxes .....	223,821		223,821	222,265
2502. Other receivables .....	91,947	3,026	88,921	93,708
2503. Equities and deposits in pools and associations .....	1,120		1,120	1,120
2598. Summary of remaining write-ins for Line 25 from overflow page .....				
2599. Totals (Lines 2501 through 2503 plus 2598)(Line 25 above)	316,888	3,026	313,862	317,093

LIABILITIES, SURPLUS AND OTHER FUNDS

	1 Current Statement Date	2 December 31, Prior Year
1. Losses (current accident year \$ .....7,241,809 ) .....	32,441,702	34,492,487
2. Reinsurance payable on paid losses and loss adjustment expenses .....		
3. Loss adjustment expenses .....	4,638,660	5,029,110
4. Commissions payable, contingent commissions and other similar charges .....	603,817	396,341
5. Other expenses (excluding taxes, licenses and fees) .....	1,694	5,295
6. Taxes, licenses and fees (excluding federal and foreign income taxes) .....		376,690
7.1 Current federal and foreign income taxes (including \$ .....(553) on realized capital gains (losses)) .....	312,204	
7.2 Net deferred tax liability .....		
8. Borrowed money \$ ..... and interest thereon \$ .....		
9. Unearned premiums (after deducting unearned premiums for ceded reinsurance of \$ .....3,523,450 and including warranty reserves of \$ ..... and accrued accident and health experience rating refunds including \$ ..... for medical loss ratio rebate per the Public Health Service Act) .....	16,092,763	22,503,199
10. Advance premium .....	112,152	99,168
11. Dividends declared and unpaid:		
11.1 Stockholders .....		
11.2 Policyholders .....		
12. Ceded reinsurance premiums payable (net of ceding commissions) .....	3,699	17,376
13. Funds held by company under reinsurance treaties .....		
14. Amounts withheld or retained by company for account of others .....	123	79
15. Remittances and items not allocated .....		1,353
16. Provision for reinsurance (including \$ ..... certified) .....		
17. Net adjustments in assets and liabilities due to foreign exchange rates .....		
18. Drafts outstanding .....		
19. Payable to parent, subsidiaries and affiliates .....	2,077,740	2,105,437
20. Derivatives .....		
21. Payable for securities .....		2,987,779
22. Payable for securities lending .....		
23. Liability for amounts held under uninsured plans .....		
24. Capital notes \$ ..... and interest thereon \$ .....		
25. Aggregate write-ins for liabilities .....	8,045,402	10,568,951
26. Total liabilities excluding protected cell liabilities (Lines 1 through 25) .....	64,329,957	78,583,265
27. Protected cell liabilities .....		
28. Total liabilities (Lines 26 and 27) .....	64,329,957	78,583,265
29. Aggregate write-ins for special surplus funds .....		
30. Common capital stock .....	2,500,000	2,500,000
31. Preferred capital stock .....		
32. Aggregate write-ins for other than special surplus funds .....		
33. Surplus notes .....		
34. Gross paid in and contributed surplus .....	12,500,000	12,500,000
35. Unassigned funds (surplus) .....	41,266,511	38,440,670
36. Less treasury stock, at cost:		
36.1 ..... shares common (value included in Line 30 \$ ..... ) .....		
36.2 ..... shares preferred (value included in Line 31 \$ ..... ) .....		
37. Surplus as regards policyholders (Lines 29 to 35, less 36) .....	56,266,511	53,440,670
38. Totals (Page 2, Line 28, Col. 3)	120,596,468	132,023,935
DETAILS OF WRITE-INS		
2501. CASHBACK retrospective premium .....	7,714,068	10,217,871
2502. Uncashed check reserve .....	331,334	351,080
2503. ....		
2598. Summary of remaining write-ins for Line 25 from overflow page .....		
2599. Totals (Lines 2501 through 2503 plus 2598)(Line 25 above)	8,045,402	10,568,951
2901. ....		
2902. ....		
2903. ....		
2998. Summary of remaining write-ins for Line 29 from overflow page .....		
2999. Totals (Lines 2901 through 2903 plus 2998)(Line 29 above)		
3201. ....		
3202. ....		
3203. ....		
3298. Summary of remaining write-ins for Line 32 from overflow page .....		
3299. Totals (Lines 3201 through 3203 plus 3298)(Line 32 above)		

STATEMENT OF INCOME

	1 Current Year to Date	2 Prior Year to Date	3 Prior Year Ended December 31
UNDERWRITING INCOME			
1. Premiums earned:			
1.1 Direct (written \$ 26,697,909 )	36,051,557	37,350,689	155,569,835
1.2 Assumed (written \$ )			
1.3 Ceded (written \$ 18,283,434 )	18,722,843	16,396,800	70,578,665
1.4 Net (written \$ 8,414,475 )	17,328,714	20,953,889	84,991,170
DEDUCTIONS:			
2. Losses incurred (current accident year \$ 10,642,764 ):			
2.1 Direct	24,793,541	24,051,141	106,400,877
2.2 Assumed			
2.3 Ceded	14,018,177	8,558,205	43,182,460
2.4 Net	10,775,364	15,492,936	63,218,417
3. Loss adjustment expenses incurred	1,026,664	1,712,468	7,006,677
4. Other underwriting expenses incurred	3,088,078	4,505,742	16,939,005
5. Aggregate write-ins for underwriting deductions			
6. Total underwriting deductions (Lines 2 through 5)	14,890,106	21,711,146	87,164,099
7. Net income of protected cells			
8. Net underwriting gain (loss) (Line 1 minus Line 6 + Line 7)	2,438,609	(757,257)	(2,172,929)
INVESTMENT INCOME			
9. Net investment income earned	888,617	1,163,405	4,772,843
10. Net realized capital gains (losses) less capital gains tax of \$			(2,085)
11. Net investment gain (loss) (Lines 9 + 10)	888,617	1,163,405	4,770,758
OTHER INCOME			
12. Net gain or (loss) from agents' or premium balances charged off (amount recovered \$ 6,763 amount charged off \$ 119,994 )	(113,231)	(97,522)	(402,188)
13. Finance and service charges not included in premiums	13,121	21,631	78,817
14. Aggregate write-ins for miscellaneous income	(212)	86	(128)
15. Total other income (Lines 12 through 14)	(100,322)	(75,805)	(323,499)
16. Net income before dividends to policyholders, after capital gains tax and before all other federal and foreign income taxes (Lines 8 + 11 + 15)	3,226,904	330,343	2,274,330
17. Dividends to policyholders			
18. Net income, after dividends to policyholders, after capital gains tax and before all other federal and foreign income taxes (Line 16 minus Line 17)	3,226,904	330,343	2,274,330
19. Federal and foreign income taxes incurred	421,732	68,493	175,112
20. Net income (Line 18 minus Line 19)(to Line 22)	2,805,172	261,850	2,099,218
CAPITAL AND SURPLUS ACCOUNT			
21. Surplus as regards policyholders, December 31 prior year	53,440,670	57,064,737	57,064,737
22. Net income (from Line 20)	2,805,172	261,850	2,099,218
23. Net transfers (to) from Protected Cell accounts			
24. Change in net unrealized capital gains (losses) less capital gains tax of \$			(1)
25. Change in net unrealized foreign exchange capital gain (loss)			
26. Change in net deferred income tax			
27. Change in nonadmitted assets	20,669	1,300	(23,284)
28. Change in provision for reinsurance			
29. Change in surplus notes			
30. Surplus (contributed to) withdrawn from protected cells			
31. Cumulative effect of changes in accounting principles			
32. Capital changes:			
32.1 Paid in			
32.2 Transferred from surplus (Stock Dividend)			
32.3 Transferred to surplus			
33. Surplus adjustments:			
33.1 Paid in			
33.2 Transferred to capital (Stock Dividend)			
33.3 Transferred from capital			
34. Net remittances from or (to) Home Office			
35. Dividends to stockholders			(5,700,000)
36. Change in treasury stock			
37. Aggregate write-ins for gains and losses in surplus			
38. Change in surplus as regards policyholders (Lines 22 through 37)	2,825,841	263,150	(3,624,067)
39. Surplus as regards policyholders, as of statement date (Lines 21 plus 38)	56,266,511	57,327,887	53,440,670
DETAILS OF WRITE-INS			
0501.			
0502.			
0503.			
0598. Summary of remaining write-ins for Line 5 from overflow page			
0599. Totals (Lines 0501 through 0503 plus 0598)(Line 5 above)			
1401. Fines and penalties of regulatory authorities		(731)	(741)
1402. Miscellaneous income	(212)	817	613
1403.			
1498. Summary of remaining write-ins for Line 14 from overflow page			
1499. Totals (Lines 1401 through 1403 plus 1498)(Line 14 above)	(212)	86	(128)
3701.			
3702.			
3703.			
3798. Summary of remaining write-ins for Line 37 from overflow page			
3799. Totals (Lines 3701 through 3703 plus 3798)(Line 37 above)			

CASH FLOW

	1 Current Year To Date	2 Prior Year To Date	3 Prior Year Ended December 31
<b>Cash from Operations</b>			
1. Premiums collected net of reinsurance .....	13,309,310	20,546,497	79,010,615
2. Net investment income .....	847,570	878,687	4,939,212
3. Miscellaneous income .....	(100,322)	(75,805)	(323,499)
4. Total (Lines 1 to 3) .....	14,056,558	21,349,379	83,626,328
5. Benefit and loss related payments .....	12,795,360	15,427,709	63,342,191
6. Net transfers to Separate Accounts, Segregated Accounts and Protected Cell Accounts .....			
7. Commissions, expenses paid and aggregate write-ins for deductions .....	4,678,006	6,690,959	24,315,828
8. Dividends paid to policyholders .....			
9. Federal and foreign income taxes paid (recovered) net of \$ ..... tax on capital gains (losses) .....	(1,811,756)		(1,204,506)
10. Total (Lines 5 through 9) .....	15,661,611	22,118,668	86,453,513
11. Net cash from operations (Line 4 minus Line 10) .....	(1,605,053)	(769,289)	(2,827,185)
<b>Cash from Investments</b>			
12. Proceeds from investments sold, matured or repaid:			
12.1 Bonds .....	6,532,283	1,200,282	9,604,801
12.2 Stocks .....			
12.3 Mortgage loans .....			
12.4 Real estate .....			
12.5 Other invested assets .....			
12.6 Net gains or (losses) on cash, cash equivalents and short-term investments .....			(2,638)
12.7 Miscellaneous proceeds .....		9,460,052	2,987,779
12.8 Total investment proceeds (Lines 12.1 to 12.7) .....	6,532,283	10,660,334	12,589,942
13. Cost of investments acquired (long-term only):			
13.1 Bonds .....	566,734		2,136,958
13.2 Stocks .....			
13.3 Mortgage loans .....			
13.4 Real estate .....			
13.5 Other invested assets .....			
13.6 Miscellaneous applications .....	2,987,779		
13.7 Total investments acquired (Lines 13.1 to 13.6) .....	3,554,513		2,136,958
14. Net increase/(decrease) in contract loans and premium notes .....			
15. Net cash from investments (Line 12.8 minus Line 13.7 and Line 14) .....	2,977,770	10,660,334	10,452,984
<b>Cash from Financing and Miscellaneous Sources</b>			
16. Cash provided (applied):			
16.1 Surplus notes, capital notes .....			
16.2 Capital and paid in surplus, less treasury stock .....			
16.3 Borrowed funds .....			
16.4 Net deposits on deposit-type contracts and other insurance liabilities .....			
16.5 Dividends to stockholders .....			5,700,000
16.6 Other cash provided (applied) .....	(2,378,054)	1,012,989	(1,746,938)
17. Net cash from financing and miscellaneous sources (Line 16.1 through Line 16.4 minus Line 16.5 plus Line 16.6) .....	(2,378,054)	1,012,989	(7,446,938)
<b>RECONCILIATION OF CASH, CASH EQUIVALENTS AND SHORT-TERM INVESTMENTS</b>			
18. Net change in cash, cash equivalents and short-term investments (Line 11, plus Lines 15 and 17) .	(1,005,337)	10,904,034	178,861
19. Cash, cash equivalents and short-term investments:			
19.1 Beginning of year .....	40,615,857	40,436,996	40,436,996
19.2 End of period (Line 18 plus Line 19.1)	39,610,520	51,341,029	40,615,857

Note: Supplemental disclosures of cash flow information for non-cash transactions:

--	--	--	--

STATEMENT AS OF MARCH 31, 2025 OF THE American National General Insurance Company

NOTES TO FINANCIAL STATEMENTS

NOTE 1 Summary of Significant Accounting Policies and Going Concern

A. Accounting Practices

The accompanying financial statements of American National General Insurance Company ("the Company") are presented on the basis of accounting practices prescribed or permitted by the Nebraska Department of Insurance.

The Nebraska Department of Insurance recognizes only statutory accounting practices prescribed or permitted by the state of Nebraska for determining and reporting the financial condition and results of operations of an insurance company, and for determining its solvency under the Nebraska Insurance Law. The National Association of Insurance Commissioners' ("NAIC") Accounting Practices and Procedures Manual has been adopted as a component of prescribed or permitted practices by the state of Nebraska. The state has implemented and adopted certain exceptions to the prescribed accounting practices found in the NAIC Accounting Practices and Procedures Manual and the Director of Insurance has the right to permit other specific practices that deviate from prescribed practices ("permitted practice").

As of the date of this report, the Company has not implemented any such exceptions, has not requested permission for a permitted practice, nor been directed by the state of Nebraska to implement any accounting practice unique to the Company.

A reconciliation of the Company's net income and capital and surplus between NAIC SAP and practices prescribed or permitted by the state of Nebraska is shown below:

	F/S SSAP #	Page	F/S Line #		2025		2024
NET INCOME							
(1) State basis (Page 4, Line 20, Columns 1 & 3)	XXX	XXX	XXX	\$	2,805,172	\$	2,099,218
(2) State Prescribed Practices that are an increase/(decrease) from NAIC SAP:							
(3) State Permitted Practices that are an increase/(decrease) from NAIC SAP:							
(4) NAIC SAP (1-2-3=4)					\$ 2,805,172	\$	2,099,218
SURPLUS							
(5) State basis (Page 3, Line 37, Columns 1 & 2)	XXX	XXX	XXX	\$	56,266,511	\$	53,440,670
(6) State Prescribed Practices that are an increase/(decrease) from NAIC SAP:							
(7) State Permitted Practices that are an increase/(decrease) from NAIC SAP:							
(8) NAIC SAP (5-6-7=8)					\$ 56,266,511	\$	53,440,670

B. Use of Estimates in the Preparation of the Financial Statements

No significant change.

C. Accounting Policy

(1) No significant change

(2) The Company has no investment in mandatory convertible securities or SVO identified investments. Bonds not backed by other loans are generally stated at amortized cost using the scientific interest method, except for bonds with an NAIC designation of 3-6, which are recorded at the lower of cost or estimated fair value.

(3) No significant change.

(4) No significant change.

(5) No significant change.

(6) Loan-backed and structured securities are stated at either amortized cost or, when the NAIC rating is 3-6, at the lower of amortized cost or fair market value. Amortized cost is determined using the retrospective method and includes anticipated prepayments.

(7) No significant change.

(8) No significant change.

(9) No significant change.

(10) No significant change.

(11) No significant change.

(12) No significant change.

(13) No significant change.

D. Going Concern

Based upon its evaluation of relevant conditions and events, management did not have substantial doubt about the Company's ability to continue as a going concern.

NOTE 2 Accounting Changes and Corrections of Errors

Effective January 1, 2025, the Company adopted the NAIC's principle-based bond definition as required by SSAP No. 26R, *Bonds* and SSAP No. 43R, *Asset-Backed Securities* (formerly *Loan-Backed and Structured Securities*). The updated definition clarifies the characteristics of a bond for statutory accounting purposes and establishes principles-based criteria to determine whether a security qualifies as a bond.

Under the new definition, a bond is generally defined as a security that represents a creditor relationship, where the investor is entitled to receive a fixed schedule of one or more payments. A bond must have pre-determined principal and interest payments (whether fixed interest or variable interest) with contractual amounts that do not vary based on appreciation or depreciation of underlying collateral or other non-debt variables. Investments that possess equity-like characteristics were further analyzed based on various characteristics to rebut the presumption that they did not meet the creditor relationship. The principle-based approach emphasizes the assessment of the substance of the investment's structure and the underlying cash flow characteristics, rather than legal form alone.

A key aspect of the new guidance is the requirement to classify bonds as either issuer credit obligations ("ICO"), which are now reported on Schedule D, Part 1, Section 1, or asset-backed securities ("ABS"), which are now reported on Schedule D, Part 1, Section 2. ICOs are obligations backed by the general creditworthiness of an operating entity, while ABS are bonds created for the primary purpose of raising debt capital where repayment is supported primarily by the cash flows from an underlying discrete pool of financial assets or cash generating non-financial assets. For ABS, the bonds were further evaluated to ensure they had substantive credit enhancement and, if the underlying collateral was cash-generating non-financial assets, that they met the meaningful cash flow criteria.

STATEMENT AS OF MARCH 31, 2025 OF THE American National General Insurance Company

NOTES TO FINANCIAL STATEMENTS

As a result of implementing the new bond definition, the Company conducted a comprehensive review of its investment portfolio. This review included an assessment of securities previously classified as bonds to determine whether they qualify under the revised definition and whether they are classified as an ICO or ABS. The review resulted in the reclassification of certain securities that no longer meet the definition of a bond effective January 1, 2025 and reported as non-bonds on Schedule BA. The Company also had certain hybrid investments that were reclassified to Schedule BA, Capital Notes.

The review did not result in requiring to reclassify any securities that no longer meet the definition of a bond and did not have any financial impact as of January 1, 2025.

Additionally, effective January 1, 2025, the Company adopted the revisions in Ref# 2023-17, which provide clarification for the classification of cash equivalents and short-term investments. The guidance in SSAP 2, Cash, Cash Equivalents, Drafts and Short-Term Investments notes the following investments can no longer be reported as a cash equivalent or short-term investment regardless of maturity date: asset-backed securities, all other invested assets (Schedule BA) including collateral loans and mortgage loans. The Company did not have any short-term investments that were required to be reclassified to long-term as a result of this adoption.

These updates did not result in a change in total invested assets but may impact the accounting treatment and related disclosures of affected securities going forward. The Company has updated its internal investment policies and procedures to reflect the principle-based criteria and continues to monitor guidance issued by the NAIC to ensure ongoing compliance.

The Company had no material corrections of errors during the reporting periods.

NOTE 3 Business Combinations and Goodwill

No significant change.

NOTE 4 Discontinued Operations

No significant change.

NOTE 5 Investments

A. Mortgage Loans, including Mezzanine Real Estate Loans

No significant change.

B. Debt Restructuring

No significant change.

C. Reverse Mortgages

No significant change.

D. Loan-Backed Securities

(1) Prepayment assumptions for mortgage-backed/asset-backed securities were obtained from independent third party pricing services or internal estimates.

(2) At March 31, 2025, the Company did not have any securities within the scope of SSAP No 43R with a recognized other-than temporary impairment due to the intent to sell or an inability or lack of intent to retain the security for period of time sufficient to recover the amortized cost basis.

(3) At March 31, 2025, the Company did not hold any loan-backed and structured securities with a recognized credit-related OTTI.

(4) Loan-backed and structured securities in unrealized loss positions are as follows:

a. The aggregate amount of unrealized losses:	
1. Less than 12 Months	\$ —
2. 12 Months or Longer	\$ (63,067)
b. The aggregate related fair value of securities with unrealized losses:	
1. Less than 12 Months	\$ —
2. 12 Months or Longer	\$ 990,702

(5) All loan-backed and structured securities in an unrealized loss position were reviewed to determine whether an other-than-temporary impairment should be recognized. As of March 31, 2025, the Company believes it has the intent and ability to hold securities long enough to allow the cost basis of these securities to be recovered. Although the investment securities above did not meet management’s criteria for other-than-temporary impairment at this time, it is possible that future events or information could cause them to conclude that declines in value are other-than-temporary.

E. Dollar Repurchase Agreements and/or Securities Lending Transactions

Not applicable - The Company has no repurchase agreements or securities lending transactions.

F. Repurchase Agreements Transactions Accounted for as Secured Borrowing

Not applicable - The Company has no repurchase agreements transactions.

G. Reverse Repurchase Agreements Transactions Accounted for as Secured Borrowing

Not applicable - The Company has no reverse repurchase agreements transactions.

H. Repurchase Agreements Transactions Accounted for as a Sale

Not applicable - The Company has no repurchase agreements transactions.

I. Reverse Repurchase Agreements Transactions Accounted for as a Sale

Not applicable - The Company has no reverse repurchase agreements transactions.

J. Real Estate

No significant change.

K. Low Income Housing tax Credits (LIHTC)

No significant change.

L. Restricted Assets

No significant change.

M. Working Capital Finance Investments

Not applicable - The Company has no working capital finance investments.



STATEMENT AS OF MARCH 31, 2025 OF THE American National General Insurance Company

NOTES TO FINANCIAL STATEMENTS

N. Offsetting and Netting of Assets and Liabilities

Not applicable - The Company has no offsetting and netting of assets and liabilities.

O. 5GI Securities

No significant change.

P. Short Sales

No significant change.

Q. Prepayment Penalty and Acceleration Fees

No significant change.

R. Reporting Entity's Share of Cash Pool by Asset Type

Not applicable - The Company did not participate in any cash pools.

S. Aggregate Collateral Loans by Qualifying Investment Collateral

No significant change.

NOTE 6 Joint Ventures, Partnerships and Limited Liability Companies

No significant change.

NOTE 7 Investment Income

No significant change.

NOTE 8 Derivative Instruments

Not applicable - The Company has no investments in derivative instruments.

NOTE 9 Income Taxes

No significant change.

NOTE 10 Information Concerning Parent, Subsidiaries, Affiliates and Other Related Parties

No significant change.

NOTE 11 Debt

A. No significant change.

B. FHLB (Federal Home Loan Bank) Agreements

Not applicable - The Company has no Federal Home Loan Bank agreements.

NOTE 12 Retirement Plans, Deferred Compensation, Postemployment Benefits and Compensated Absences and Other Postretirement Benefit Plan

A. Defined Benefit Plan

Not applicable - The Company has no defined benefit plans.

B. Investment Strategies for Plan Assets

No significant change.

C. The fair value of each class of plan assets

No significant change.

D. Basis of Long Term Rate of Return on Plan Assets

No significant change.

E. Defined Contribution Plan

No significant change.

F. Multiemployer Plans

No significant change.

G. Consolidated/Holding Company Plans

No significant change.

H. Postemployment Benefits and Compensated Absences

No significant change.

I. Impact of Medicare Modernization Act on Postretirement Benefits (INT 04-17)

No significant change.

NOTE 13 Capital and Surplus, Dividend Restrictions and Quasi-Reorganizations

No significant change.

NOTE 14 Liabilities, Contingencies and Assessments

No significant change.

NOTE 15 Leases

No significant change.

STATEMENT AS OF MARCH 31, 2025 OF THE American National General Insurance Company

NOTES TO FINANCIAL STATEMENTS

NOTE 16 Information About Financial Instruments With Off-Balance Sheet Risk and Financial Instruments With Concentrations of Credit Risk

No significant change.

NOTE 17 Sale, Transfer and Servicing of Financial Assets and Extinguishments of Liabilities

Not applicable – The Company had no sales, transfers, or servicing of financial assets and extinguishment of liabilities during the reporting periods.

NOTE 18 Gain or Loss to the Reporting Entity from Uninsured Plans and the Uninsured Portion of Partially Insured Plans

No significant change.

NOTE 19 Direct Premium Written/Produced by Managing General Agents/Third Party Administrators

No significant change.

NOTE 20 Fair Value Measurements

A. Fair Value Measurements at Reporting Date

(1) Assets and Liabilities fair value levels of the Fair Value hierarchy

Not applicable - The Company reported no assets or liabilities at fair value or NAV as a practical expedient during the reporting period.

(2) Fair Value Measurements in (Level 3) of the Fair Value hierarchy

There were no Level 3 securities for the period ending March 31, 2025.

(3) Transfer between levels, if any, are recognized at the beginning of the reporting period.

(4) The market values of equity and debt securities are obtained from various pricing services. There has been no change in the valuation techniques and related inputs.

(5) The Company does not own any derivative securities.

B. The Company's financial assets and liabilities carried at fair value have been classified, for disclosure purposes, based on a hierarchy defined by SSAP No. 100, Fair Value Measurements. Fair value is defined as the price that would be received to sell an asset or paid to transfer a liability in an orderly transaction between market participants at the measurement date. This guidance establishes a framework for measuring fair value that includes a hierarchy used to classify the inputs used in measuring fair value. The hierarchy prioritizes the inputs to valuation techniques used to measure fair value into three levels. The level in the fair value hierarchy within which the fair value measurement falls is determined based on the lowest level input that is significant to the fair value measurement.

Level 1: Fair value is based on unadjusted quoted prices for identical assets or liabilities in an active market. Active markets are defined as a market in which many transactions occur with sufficient frequency and volume to provide pricing information on an ongoing basis.

Level 2: Observable inputs other than level 1 prices, such as quoted prices in active markets for similar assets or liabilities; quoted prices in markets that are not active for identical or similar assets or liabilities, or other model driven inputs that are observable or can be corroborated by observable market data for substantially the full term of the assets or liabilities. Valuations are generally obtained from third-party pricing services for identical or comparable assets or liabilities or through the use of valuation methodologies using observable market inputs.

Level 3: Instruments whose values are based on prices or valuation techniques that require inputs that are both unobservable and significant to the overall fair value measurement. These inputs reflect management's own assumptions in pricing the asset or liability. Pricing may also be based upon broker quotes that do not represent an offer to transact. Prices are determined using valuation methodologies such as option pricing models, discounted cash flow models and other similar techniques. Non-binding broker quotes, which are utilized when pricing service information is not available, are reviewed for reasonableness based on the Company's understanding of the market and are generally considered Level 3. To the extent the internally developed valuations use significant unobservable inputs, they are classified as Level 3.

The availability of observable inputs varies by instrument. In situations where fair value is based on internally developed pricing models or inputs that are unobservable in the market, the determination of fair value requires more judgment. The degree of judgment exercised by the Company in determining fair value is typically greatest for instruments categorized in Level 3. In many instances, valuation inputs used to measure fair value fall into different levels of the fair value hierarchy. The category level in the fair value hierarchy is determined based on the lowest level input that is significant to the fair value measurement in its entirety. The Company uses prices and inputs that are current as of the measurement date, including during periods of market disruption. In periods of market disruption, the ability to observe prices and inputs may be reduced for many instruments.

The Company is responsible for the determination of fair value and the supporting assumptions and methodologies. The Company gains assurance that assets and liabilities are appropriately valued through the execution of various processes and controls designed to ensure the overall reasonableness and consistent application of valuation methodologies, including inputs and assumptions, and compliance with accounting standards. For fair values received from third parties or internally estimated, the Company's processes and controls are designed to ensure that the valuation methodologies are appropriate and consistently applied, the inputs and assumptions are reasonable and consistent with the objective of determining fair value, and the fair values are accurately recorded. For example, on a continuing basis, the Company assesses the reasonableness of individual fair values that have stale security prices or that exceed certain thresholds as compared to previous fair values received from valuation service providers or brokers or derived from internal models.

C. Aggregate fair value for all financial instruments and the level within the fair value hierarchy in which the fair value measurements in their entirety fall. The table below reflects the fair values and admitted values of all admitted assets that are financial instruments. The fair values are also categorized into the three- level fair value hierarchy as described above in the Note 20B.

Type of Financial Instrument	Aggregate Fair Value	Admitted Assets	(Level 1)	(Level 2)	(Level 3)	Net Asset Value (NAV)	Not Practicable (Carrying Value)
Bonds	\$ 64,773,286	\$ 69,226,425	\$ 3,700,495	\$ 61,072,791	\$ —	\$ —	\$ —
Cash, cash equivalents and short-term investments	\$ 39,609,626	\$ 39,610,520	\$ 39,609,626	\$ —	\$ —	\$ —	\$ —

The estimated fair values of the financial instruments presented above are determined by the Company using market information available as of the end of the current quarter. Considerable judgment is required to interpret market data in developing the estimates of fair value for financial instruments for which there are no available market value quotations. The estimates presented are not necessarily indicative of the amounts the Company could realize in a market exchange. The use of different market assumptions and/or estimation methodologies may have a material effect on the estimated fair value amounts.

Level 1 financial instruments

Unadjusted quoted prices for these securities are provided to the Company by independent pricing services. Cash included in Level 1 represents cash on hand.

Level 2 financial instruments

Bonds included in Level 2 are valued principally by third party pricing services using market observable inputs. Because most bonds do not trade daily, independent pricing services regularly derive fair values using recent trades of securities with similar features. When recent trades are not available, pricing models are used to estimate the fair values of securities by discounting future cash flows at estimated market interest rates. Typical inputs to models used by independent pricing services include but are not limited to benchmark yields, reported trades, broker-dealer quotes, issuer spreads, benchmark securities, bids, offers, reference data, and industry and economic events. Additionally, for loan-backed and structured securities, valuation is based primarily on market inputs including benchmark yields, expected prepayment speeds, loss severity, delinquency rates, weighted average coupon, weighted average maturity and issuance specific information. Issuance specific information includes collateral type, payment terms of underlying assets, payment priority within the tranche, structure of the security, deal performance and vintage of loans.

Level 3 financial instruments

Valuation techniques for bonds and cash, cash equivalents, and short-term investments included in Level 3 are generally the same as those described in Level 2 except that the techniques utilize inputs that are not readily observable in the market, including illiquidity premiums and spread adjustments to reflect industry trends or specific credit-related issues. The Company assesses the significance of unobservable inputs for each security and classifies that security in Level 3 as a result of the significance of unobservable inputs.

D. Not Practicable to Estimate Fair Value

As of March 31, 2025, there were no financial instruments for which it is not practicable for the Company to estimate their fair value.

STATEMENT AS OF MARCH 31, 2025 OF THE American National General Insurance Company

**NOTES TO FINANCIAL STATEMENTS**

E. Investments measured using Net Asset Value

Not Applicable - The Company had no investments measured using Net Asset Value.

**NOTE 21 Other Items**

No significant change.

**NOTE 22 Events Subsequent**

Subsequent events have been considered through May 10, 2025, the date the accompanying statutory financial statements were available to be issued.

**NOTE 23 Reinsurance**

No significant change.

**NOTE 24 Retrospectively Rated Contracts & Contracts Subject to Redetermination**

The Company's Cashback program historically has granted the policyholder rewards equal to 25% (or 15% in some states) of the qualifying auto and homeowner premiums if the policyholder remains claim free for a period of three years. The Company estimated retrospective premium adjustments by the application of the historical ratio of return premium to original qualifying Cashback premium. This ratio has been applied to the qualifying eligible Cashback premium to determine future retrospective return premium. The Company records accrued retrospective return premium as an adjustment to earned premiums.

The Company is in the process of ending the Cashback program and has filed amended Cashback rules in all states where required to allow for a Final Cashback Program Reward. There will be no further rewards after a Final Cashback Program Reward has been paid. As this change is recent, the Company estimated its quarter-end Cashback reserves using the previously indicated factors.

**NOTE 25 Change in Incurred Losses and Loss Adjustment Expenses**

A. Incurred losses and loss adjustment expenses attributable to insured events of prior years have increased by \$170,000 in 2025. This change is the result of ongoing analysis of recent loss development trends. Original estimates are increased or decreased as additional information becomes known regarding individual claims and such adjustments are included in current operations.

B. There were no significant changes in methodologies and assumptions used in calculating the liability for unpaid losses and loss adjustment expenses.

**NOTE 26 Intercompany Pooling Arrangements**

No significant change.

**NOTE 27 Structured Settlements**

No significant change.

**NOTE 28 Health Care Receivables**

No significant change.

**NOTE 29 Participating Policies**

No significant change.

**NOTE 30 Premium Deficiency Reserves**

No significant change.

**NOTE 31 High Deductibles**

No significant change.

**NOTE 32 Discounting of Liabilities for Unpaid Losses or Unpaid Loss Adjustment Expenses**

No significant change.

**NOTE 33 Asbestos/Environmental Reserves**

No significant change.

**NOTE 34 Subscriber Savings Accounts**

No significant change.

**NOTE 35 Multiple Peril Crop Insurance**

No significant change.

**NOTE 36 Financial Guaranty Insurance**

Not applicable - The Company does not issue financial guaranty insurance.

STATEMENT AS OF MARCH 31, 2025 OF THE American National General Insurance Company

GENERAL INTERROGATORIES

PART 1 - COMMON INTERROGATORIES

GENERAL

1.1

Did the reporting entity experience any material transactions requiring the filing of Disclosure of Material Transactions with the State of Domicile, as required by the Model Act?

Yes [ ] No [ X ]

1.2

If yes, has the report been filed with the domiciliary state?

Yes [ ] No [ ]

2.1

Has any change been made during the year of this statement in the charter, by-laws, articles of incorporation, or deed of settlement of the reporting entity?

Yes [ ] No [ X ]

2.2

If yes, date of change:

3.1

Is the reporting entity a member of an Insurance Holding Company System consisting of two or more affiliated persons, one or more of which is an insurer?  
If yes, complete Schedule Y, Parts 1 and 1A.

Yes [ X ] No [ ]

3.2

Have there been any substantial changes in the organizational chart since the prior quarter end?

Yes [ ] No [ X ]

3.3

If the response to 3.2 is yes, provide a brief description of those changes.

3.4

Is the reporting entity publicly traded or a member of a publicly traded group?

Yes [ X ] No [ ]

3.5

If the response to 3.4 is yes, provide the CIK (Central Index Key) code issued by the SEC for the entity/group.

1837429

4.1

Has the reporting entity been a party to a merger or consolidation during the period covered by this statement?

Yes [ ] No [ X ]

4.2

If yes, provide the name of the entity, NAIC Company Code, and state of domicile (use two letter state abbreviation) for any entity that has ceased to exist as a result of the merger or consolidation.

1	2	3
Name of Entity	NAIC Company Code	State of Domicile

5.

If the reporting entity is subject to a management agreement, including third-party administrator(s), managing general agent(s), attorney-in-fact, or similar agreement, have there been any significant changes regarding the terms of the agreement or principals involved?  
If yes, attach an explanation.

Yes [ ] No [ X ] N/A [ ]

6.1

State as of what date the latest financial examination of the reporting entity was made or is being made.

12/31/2020

6.2

State the as of date that the latest financial examination report became available from either the state of domicile or the reporting entity. This date should be the date of the examined balance sheet and not the date the report was completed or released.

12/31/2020

6.3

State as of what date the latest financial examination report became available to other states or the public from either the state of domicile or the reporting entity. This is the release date or completion date of the examination report and not the date of the examination (balance sheet date).

06/03/2022

6.4

By what department or departments?  
Missouri Department of Commerce & Insurance

6.5

Have all financial statement adjustments within the latest financial examination report been accounted for in a subsequent financial statement filed with Departments?

Yes [ ] No [ ] N/A [ X ]

6.6

Have all of the recommendations within the latest financial examination report been complied with?

Yes [ ] No [ ] N/A [ X ]

7.1

Has this reporting entity had any Certificates of Authority, licenses or registrations (including corporate registration, if applicable) suspended or revoked by any governmental entity during the reporting period?

Yes [ ] No [ X ]

7.2

If yes, give full information:

8.1

Is the company a subsidiary of a bank holding company regulated by the Federal Reserve Board?

Yes [ ] No [ X ]

8.2

If response to 8.1 is yes, please identify the name of the bank holding company.

8.3

Is the company affiliated with one or more banks, thrifts or securities firms?

Yes [ X ] No [ ]

8.4

If response to 8.3 is yes, please provide below the names and location (city and state of the main office) of any affiliates regulated by a federal regulatory services agency [i.e. the Federal Reserve Board (FRB), the Office of the Comptroller of the Currency (OCC), the Federal Deposit Insurance Corporation (FDIC) and the Securities Exchange Commission (SEC)] and identify the affiliate's primary federal regulator.

1	2	3	4	5	6
Affiliate Name	Location (City, State)	FRB	OCC	FDIC	SEC
ANICO Financial Services Inc.	Galveston, Texas	NO	NO	NO	YES
AEL Financial Services, LLC	Charlotte, North Carolina	NO	NO	NO	YES

STATEMENT AS OF MARCH 31, 2025 OF THE American National General Insurance Company

GENERAL INTERROGATORIES

9.1

Are the senior officers (principal executive officer, principal financial officer, principal accounting officer or controller, or persons performing similar functions) of the reporting entity subject to a code of ethics, which includes the following standards? .....  
(a) Honest and ethical conduct, including the ethical handling of actual or apparent conflicts of interest between personal and professional relationships;  
(b) Full, fair, accurate, timely and understandable disclosure in the periodic reports required to be filed by the reporting entity;  
(c) Compliance with applicable governmental laws, rules and regulations;  
(d) The prompt internal reporting of violations to an appropriate person or persons identified in the code; and  
(e) Accountability for adherence to the code.

Yes [ X ] No [ ]

9.11

If the response to 9.1 is No, please explain:  
.....

9.2

Has the code of ethics for senior managers been amended? .....

Yes [ ] No [ X ]

9.21

If the response to 9.2 is Yes, provide information related to amendment(s).  
.....

9.3

Have any provisions of the code of ethics been waived for any of the specified officers? .....

Yes [ ] No [ X ]

9.31

If the response to 9.3 is Yes, provide the nature of any waiver(s).  
.....

FINANCIAL

10.1

Does the reporting entity report any amounts due from parent, subsidiaries or affiliates on Page 2 of this statement? .....

Yes [ X ] No [ ]

10.2

If yes, indicate any amounts receivable from parent included in the Page 2 amount: .....\$.....

694,592

INVESTMENT

11.1

Were any of the stocks, bonds, or other assets of the reporting entity loaned, placed under option agreement, or otherwise made available for use by another person? (Exclude securities under securities lending agreements.) .....

Yes [ X ] No [ ]

11.2

If yes, give full and complete information relating thereto:  
Amounts placed on deposit with state or other regulatory body (SD) - \$3,036,845 .....

12.

Amount of real estate and mortgages held in other invested assets in Schedule BA: .....

\$.....

13.

Amount of real estate and mortgages held in short-term investments: .....

\$.....

14.1

Does the reporting entity have any investments in parent, subsidiaries and affiliates? .....

Yes [ ] No [ X ]

14.2

If yes, please complete the following:

	1	2
	Prior Year-End Book/Adjusted Carrying Value	Current Quarter Book/Adjusted Carrying Value
14.21 Bonds .....	\$.....	\$.....
14.22 Preferred Stock .....	\$.....	\$.....
14.23 Common Stock .....	\$.....	\$.....
14.24 Short-Term Investments .....	\$.....	\$.....
14.25 Mortgage Loans on Real Estate .....	\$.....	\$.....
14.26 All Other .....	\$.....	\$.....
14.27 Total Investment in Parent, Subsidiaries and Affiliates (Subtotal Lines 14.21 to 14.26) .....	\$.....	\$.....
14.28 Total Investment in Parent included in Lines 14.21 to 14.26 above .....	\$.....	\$.....

15.1

Has the reporting entity entered into any hedging transactions reported on Schedule DB? .....

Yes [ ] No [ X ]

15.2

If yes, has a comprehensive description of the hedging program been made available to the domiciliary state? ..... Yes [ ] No [ ] N/A [ X ]  
If no, attach a description with this statement.  
.....

16.

For the reporting entity's security lending program, state the amount of the following as of the current statement date:

16.1

Total fair value of reinvested collateral assets reported on Schedule DL, Parts 1 and 2. ....

\$ .....

16.2

Total book/adjusted carrying value of reinvested collateral assets reported on Schedule DL, Parts 1 and 2 .....

\$ .....

16.3

Total payable for securities lending reported on the liability page. ....

\$ .....

7.1

STATEMENT AS OF MARCH 31, 2025 OF THE American National General Insurance Company

GENERAL INTERROGATORIES

17. Excluding items in Schedule E - Part 3 - Special Deposits, real estate, mortgage loans and investments held physically in the reporting entity's offices, vaults or safety deposit boxes, were all stocks, bonds and other securities, owned throughout the current year held pursuant to a custodial agreement with a qualified bank or trust company in accordance with Section 1, III - General Examination Considerations, F. Outsourcing of Critical Functions, Custodial or Safekeeping Agreements of the NAIC Financial Condition Examiners Handbook? ..... Yes [ X ] No [ ]
- 17.1 For all agreements that comply with the requirements of the NAIC Financial Condition Examiners Handbook, complete the following:

1 Name of Custodian(s)	2 Custodian Address
Moody National Bank .....	2302 Post Office Street, Galveston, Texas 77550 .....
Bank of New York Mellon .....	One Wall Street, New York, NY .....

- 17.2 For all agreements that do not comply with the requirements of the NAIC Financial Condition Examiners Handbook, provide the name, location and a complete explanation:

1 Name(s)	2 Location(s)	3 Complete Explanation(s)

- 17.3 Have there been any changes, including name changes, in the custodian(s) identified in 17.1 during the current quarter? ..... Yes [ ] No [ X ]
- 17.4 If yes, give full information relating thereto:

1 Old Custodian	2 New Custodian	3 Date of Change	4 Reason

- 17.5 Investment management – Identify all investment advisors, investment managers, broker/dealers, including individuals that have the authority to make investment decisions on behalf of the reporting entity. This includes both primary and sub-advisors. For assets that are managed internally by employees of the reporting entity, note as such. ["...that have access to the investment accounts"; "...handle securities"]

1 Name of Firm or Individual	2 Affiliation
American National Insurance Company .....	A.....
Brookfield Asset Management Credit and Insurance Solutions Advisor LLC ..	U.....

- 17.5097 For those firms/individuals listed in the table for Question 17.5, do any firms/individuals unaffiliated with the reporting entity (i.e. designated with a "U") manage more than 10% of the reporting entity's invested assets?..... Yes [ X ] No [ ]

- 17.5098 For firms/individuals unaffiliated with the reporting entity (i.e. designated with a "U") listed in the table for Question 17.5, does the total assets under management aggregate to more than 50% of the reporting entity's invested assets?..... Yes [ ] No [ X ]

- 17.6 For those firms or individuals listed in the table for 17.5 with an affiliation code of "A" (affiliated) or "U" (unaffiliated), provide the information for the table below.

1 Central Registration Depository Number	2 Name of Firm or Individual	3 Legal Entity Identifier (LEI)	4 Registered With	5 Investment Management Agreement (IMA) Filed
.....	American National Insurance Company .....	98450090906CB7AD0P60 .....	.....	DS.....
312792 .....	Brookfield Asset Management Credit and Insurance Solutions Advisor LLC .....	254900H0HYXPY9MJ6D52 .....	Securities Exchange Commission .....	DS.....

- 18.1 Have all the filing requirements of the Purposes and Procedures Manual of the NAIC Investment Analysis Office been followed? ..... Yes [ X ] No [ ]
- 18.2 If no, list exceptions:  
.....

19. By self-designating 5GI securities, the reporting entity is certifying the following elements for each self-designated 5GI security:  
a. Documentation necessary to permit a full credit analysis of the security does not exist or an NAIC CRP credit rating for an FE or PL security is not available.  
b. Issuer or obligor is current on all contracted interest and principal payments.  
c. The insurer has an actual expectation of ultimate payment of all contracted interest and principal.  
Has the reporting entity self-designated 5GI securities? ..... Yes [ ] No [ X ]

20. By self-designating PLGI securities, the reporting entity is certifying the following elements of each self-designated PLGI security:  
a. The security was purchased prior to January 1, 2018.  
b. The reporting entity is holding capital commensurate with the NAIC Designation reported for the security.  
c. The NAIC Designation was derived from the credit rating assigned by an NAIC CRP in its legal capacity as a NRSRO which is shown on a current private letter rating held by the insurer and available for examination by state insurance regulators.  
d. The reporting entity is not permitted to share this credit rating of the PL security with the SVO.  
Has the reporting entity self-designated PLGI securities? ..... Yes [ ] No [ X ]

21. By assigning FE to a Schedule BA non-registered private fund, the reporting entity is certifying the following elements of each self-designated FE fund:  
a. The shares were purchased prior to January 1, 2019.  
b. The reporting entity is holding capital commensurate with the NAIC Designation reported for the security.  
c. The security had a public credit rating(s) with annual surveillance assigned by an NAIC CRP in its legal capacity as an NRSRO prior to January 1, 2019.  
d. The fund only or predominantly holds bonds in its portfolio.  
e. The current reported NAIC Designation was derived from the public credit rating(s) with annual surveillance assigned by an NAIC CRP in its legal capacity as an NRSRO.  
f. The public credit rating(s) with annual surveillance assigned by an NAIC CRP has not lapsed.  
Has the reporting entity assigned FE to Schedule BA non-registered private funds that complied with the above criteria? ..... Yes [ ] No [ X ]

GENERAL INTERROGATORIES

PART 2 - PROPERTY & CASUALTY INTERROGATORIES

1.

If the reporting entity is a member of a pooling arrangement, did the agreement or the reporting entity's participation change? .....  
If yes, attach an explanation.  
.....

Yes [ ] No [ ] N/A [ X ]
2.

Has the reporting entity reinsured any risk with any other reporting entity and agreed to release such entity from liability, in whole or in part, from any loss that may occur on the risk, or portion thereof, reinsured? .....  
If yes, attach an explanation.  
.....

Yes [ ] No [ X ]
- 3.1

Have any of the reporting entity's primary reinsurance contracts been canceled? .....

Yes [ ] No [ X ]
- 3.2

If yes, give full and complete information thereto.  
.....
- 4.1

Are any of the liabilities for unpaid losses and loss adjustment expenses other than certain workers' compensation tabular reserves (see Annual Statement Instructions pertaining to disclosure of discounting for definition of " tabular reserves" ) discounted at a rate of interest greater than zero? .....

Yes [ ] No [ X ]

4.2 If yes, complete the following schedule:

			TOTAL DISCOUNT				DISCOUNT TAKEN DURING PERIOD			
1	2	3	4	5	6	7	8	9	10	11
Line of Business	Maximum Interest	Discount Rate	Unpaid Losses	Unpaid LAE	IBNR	TOTAL	Unpaid Losses	Unpaid LAE	IBNR	TOTAL
TOTAL										

5.

Operating Percentages:

5.1 A&H loss percent ..... %

5.2 A&H cost containment percent ..... %

5.3 A&H expense percent excluding cost containment expenses ..... %
- 6.1

Do you act as a custodian for health savings accounts? .....

Yes [ ] No [ X ]
- 6.2

If yes, please provide the amount of custodial funds held as of the reporting date .....\$.....
- 6.3

Do you act as an administrator for health savings accounts? .....

Yes [ ] No [ X ]
- 6.4

If yes, please provide the balance of the funds administered as of the reporting date ..... \$.....
7.

Is the reporting entity licensed or chartered, registered, qualified, eligible or writing business in at least two states? .....

Yes [ X ] No [ ]
- 7.1

If no, does the reporting entity assume reinsurance business that covers risks residing in at least one state other than the state of domicile of the reporting entity? .....

Yes [ ] No [ ]

## SCHEDULE F - CEDED REINSURANCE

[illegible]



SCHEDULE T - EXHIBIT OF PREMIUMS WRITTEN

Current Year to Date - Allocated by States and Territories

States, etc.	1 Active Status (a)	Direct Premiums Written		Direct Losses Paid (Deducting Salvage)		Direct Losses Unpaid	
		2 Current Year To Date	3 Prior Year To Date	4 Current Year To Date	5 Prior Year To Date	6 Current Year To Date	7 Prior Year To Date
1. Alabama .....	L		(96)		12	452	4,484
2. Alaska .....	N						
3. Arizona .....	L	917,196	2,284,849	1,593,349	1,730,170	3,347,318	2,187,969
4. Arkansas .....	L				16,168	252	4,269
5. California .....	L	2,449,297	1,666,029	1,020,095	1,207,760	851,221	721,880
6. Colorado .....	L	(1,135)	7,333	1,739	15	2,938	10,395
7. Connecticut .....	L						
8. Delaware .....	L						
9. District of Columbia .....	N						
10. Florida .....	L						
11. Georgia .....	L	29,383	82,935	100,802	56,103	46,269	57,965
12. Hawaii .....	N						
13. Idaho .....	L	500	9,639	11	3,728	1,911	2,312
14. Illinois .....	L				1	3	688
15. Indiana .....	L				(82)	32	1,141
16. Iowa .....	L	(64)	(80)			4	569
17. Kansas .....	L	823	836			20,630	11,005
18. Kentucky .....	L	(281)	(351)		4	265	1,347
19. Louisiana .....	L	47,001	1,547,070	860,907	2,379,474	1,863,583	4,683,477
20. Maine .....	N						
21. Maryland .....	L						
22. Massachusetts .....	N						
23. Michigan .....	N						
24. Minnesota .....	L			(300)	(300)		
25. Mississippi .....	L			1	14	1,433	4,462
26. Missouri .....	L	3,536	2,801	3	3	194	2,647
27. Montana .....	L				(145)		175
28. Nebraska .....	L						
29. Nevada .....	L	3,405,537	5,618,677	3,526,771	4,291,810	11,108,663	12,374,706
30. New Hampshire .....	N						
31. New Jersey .....	N						
32. New Mexico .....	L	618	1,731	13,926	64	28,921	64,419
33. New York .....	N						
34. North Carolina .....	N						
35. North Dakota .....	L	(280)	(475)				
36. Ohio .....	L	1,058,425	3,053,913	1,402,279	1,775,662	4,011,793	2,622,463
37. Oklahoma .....	L	664,360	1,831,998	1,034,106	1,443,872	2,188,439	1,979,033
38. Oregon .....	L						69
39. Pennsylvania .....	L	42,639	143,010	55,706	137,298	173,789	165,035
40. Rhode Island .....	N						
41. South Carolina .....	L	37,135	100,662	82,995	26,454	188,146	104,771
42. South Dakota .....	L	495,692	1,483,618	638,870	817,274	1,300,245	1,597,165
43. Tennessee .....	L	780,331	1,694,405	1,261,465	1,125,714	1,996,608	1,651,373
44. Texas .....	E	15,824,733	14,185,682	10,171,238	7,115,272	16,770,623	9,228,218
45. Utah .....	L	942,269	3,551,731	2,286,783	1,739,364	6,065,491	6,796,119
46. Vermont .....	N						
47. Virginia .....	L				5	177	1,631
48. Washington .....	L	772	2,562	(153)	(96)	27,595	115,990
49. West Virginia .....	L	(578)	(588)	1	32	1,632	6,384
50. Wisconsin .....	L						
51. Wyoming .....	L		4,496	(42)	2,653	115,903	272,645
52. American Samoa .....	N						
53. Guam .....	N						
54. Puerto Rico .....	N						
55. U.S. Virgin Islands .....	N						
56. Northern Mariana Islands .....	N						
57. Canada .....	N						
58. Aggregate Other Alien OT .....	XXX						
59. Totals	XXX	26,697,909	37,272,387	24,050,552	23,868,303	50,114,530	44,674,806
DETAILS OF WRITE-INS							
58001. ....	XXX						
58002. ....	XXX						
58003. ....	XXX						
58998. Summary of remaining write-ins for Line 58 from overflow page	XXX						
58999. Totals (Lines 58001 through 58003 plus 58998)(Line 58 above)	XXX						

(a) Active Status Counts:

1. L - Licensed or Chartered - Licensed insurance carrier or domiciled RRG.....38

2. R - Registered - Non-domiciled RRGs.....

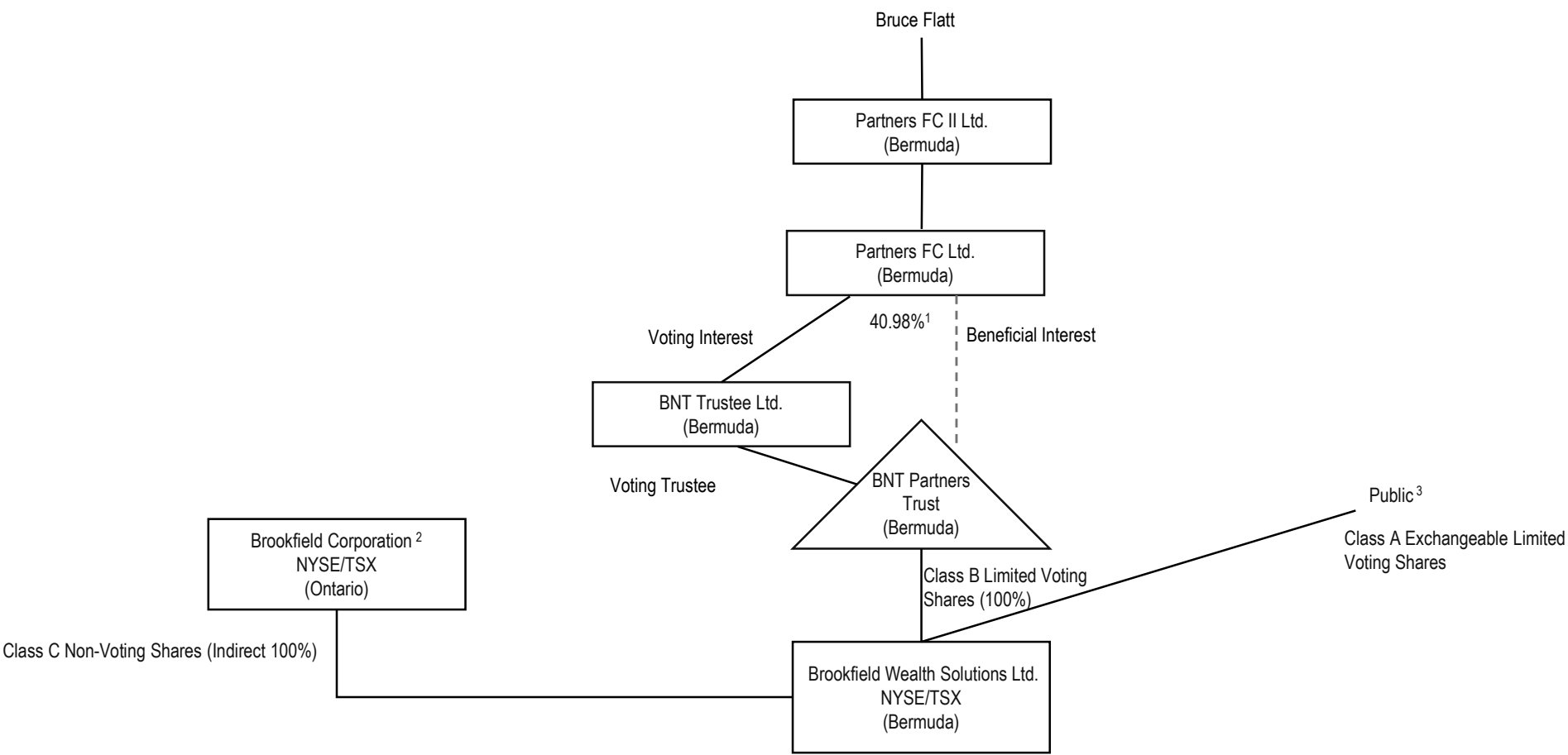
3. E - Eligible - Reporting entities eligible or approved to write surplus lines in the state (other than their state of domicile - see DSLI).....1

4. Q - Qualified - Qualified or accredited reinsurer.....

5. D - Domestic Surplus Lines Insurer (DSLII) - Reporting entities authorized to write surplus lines in the state of domicile.....

6. N - None of the above - Not allowed to write business in the state.....18

SCHEDULE Y - INFORMATION CONCERNING ACTIVITIES OF INSURER MEMBERS OF A HOLDING COMPANY GROUP  
PART 1 - ORGANIZATIONAL CHART

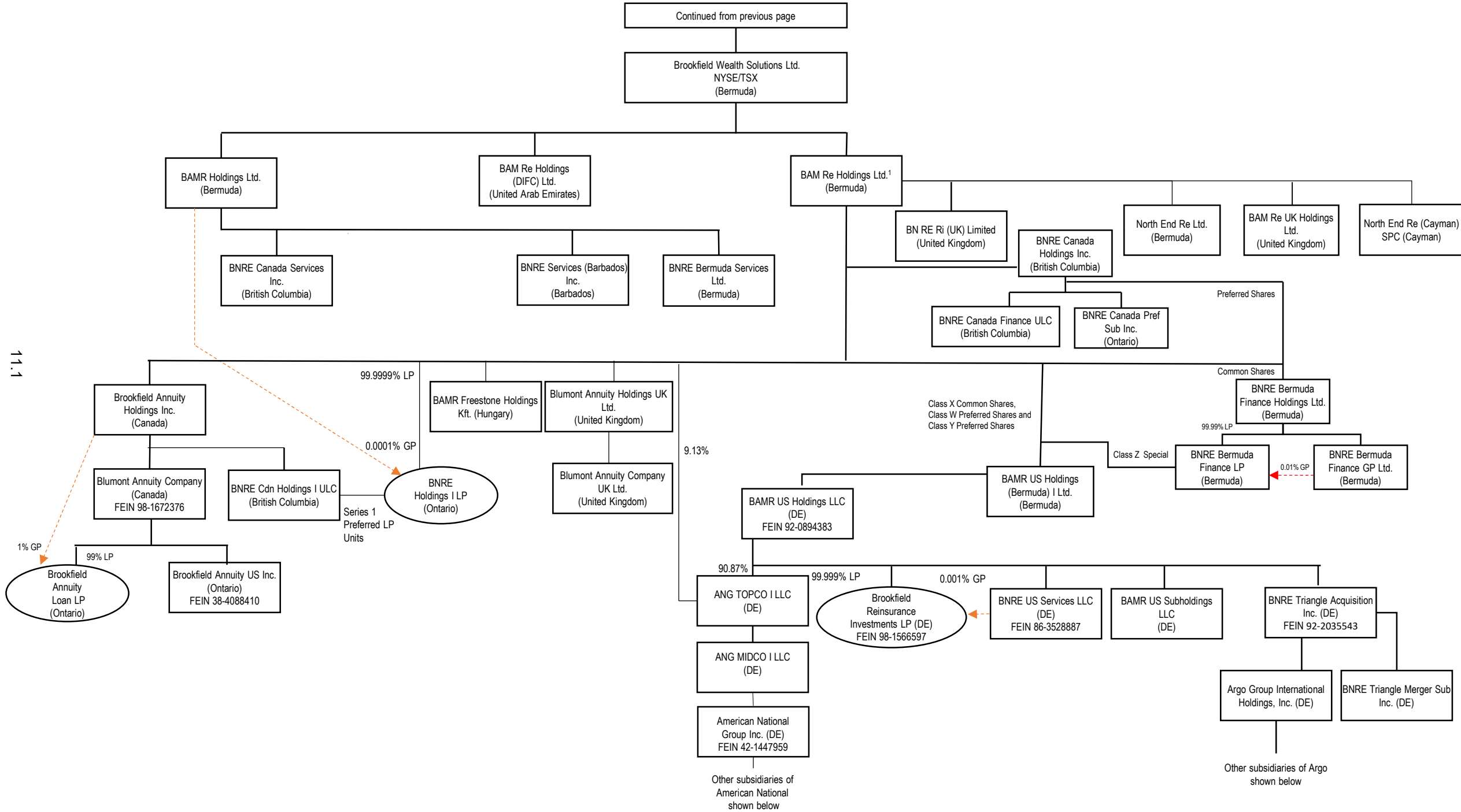


<sup>1</sup> This percentage represents both the percentage of beneficial interest in the BNT Partners Trust and the percentage of voting interest in BNT Trustee Ltd. The remaining 59.02% beneficial interest in BNT Partners Trust and 59.02% voting interest in BNT Trustee Ltd. is held through entities owned by (i) Brian Kingston (9%), (ii) Sachin Shah (9%), (iii) Barry Blattman (9%) (iv) Cyrus Madon (8%), (v) Connor Teskey (8%), (vi) Anuj Ranjan (8%), and (vii) Bill Powell (8%).

<sup>2</sup> Pursuant to Commissioner’s Order No. 2022-7321 (HCS No. 1130540), Brookfield Corporation is not a control person within the Registrants’ holding company system, however Brookfield Corporation is included in this organizational chart due to certain commitments made by Brookfield Corporation in connection with its disclaimer of affiliation filing.

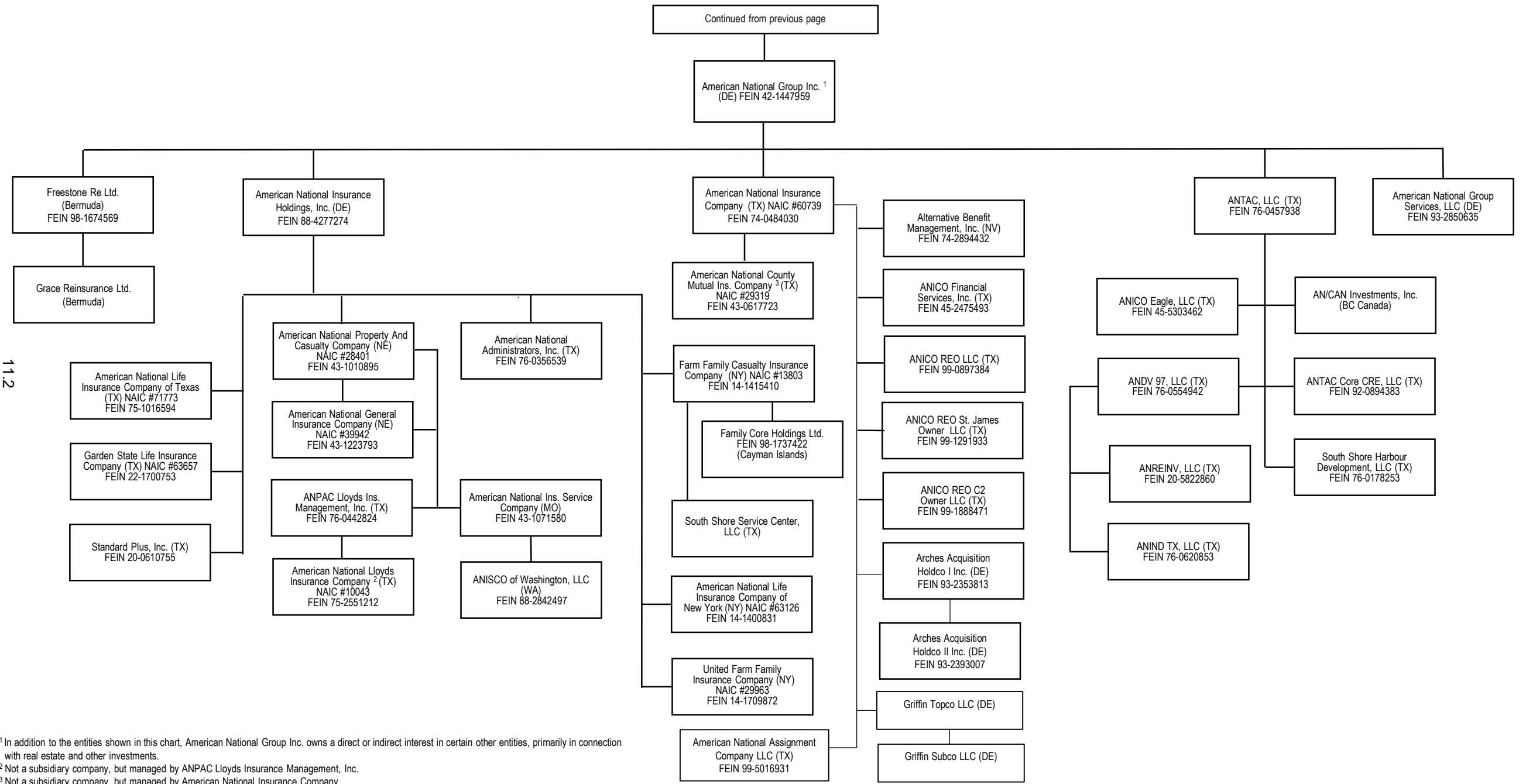
<sup>3</sup> In accordance with the Company’s third amended and restated bye-laws, no person holds more than 9.9% of the voting power of the Class A Exchangeable Limited Voting Shares.

SCHEDULE Y - INFORMATION CONCERNING ACTIVITIES OF INSURER MEMBERS OF A HOLDING COMPANY GROUP  
PART 1 - ORGANIZATIONAL CHART



<sup>1</sup> In addition to the entities shown in this chart, BAM Re Holdings Ltd. owns direct or indirect interests in certain other entities, primarily in connection with investments.

SCHEDULE Y - INFORMATION CONCERNING ACTIVITIES OF INSURER MEMBERS OF A HOLDING COMPANY GROUP  
PART 1 - ORGANIZATIONAL CHART



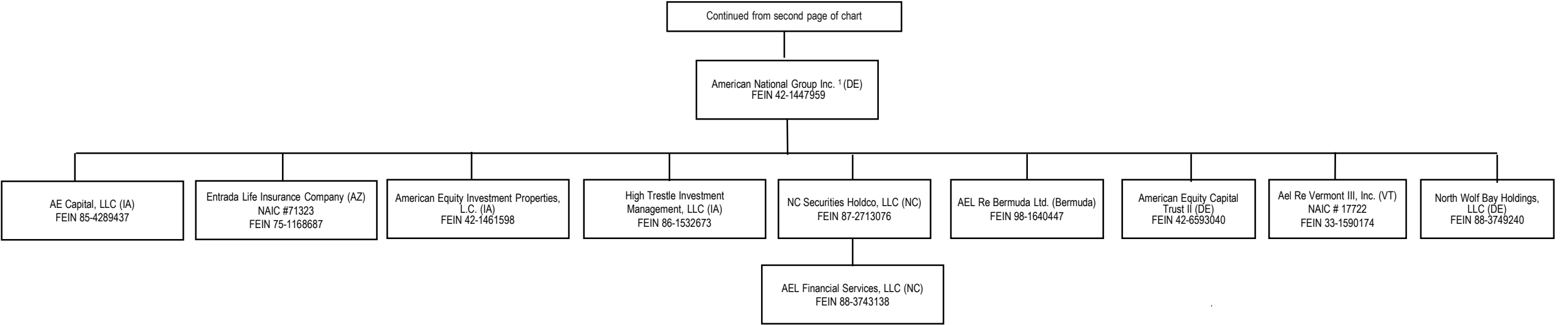
<sup>1</sup> In addition to the entities shown in this chart, American National Group Inc. owns a direct or indirect interest in certain other entities, primarily in connection with real estate and other investments.

<sup>2</sup> Not a subsidiary company, but managed by ANPAC Lloyds Insurance Management, Inc.

<sup>3</sup> Not a subsidiary company, but managed by American National Insurance Company.

Note: All subsidiaries are wholly owned, except as noted.

SCHEDULE Y - INFORMATION CONCERNING ACTIVITIES OF INSURER MEMBERS OF A HOLDING COMPANY GROUP  
PART 1 - ORGANIZATIONAL CHART



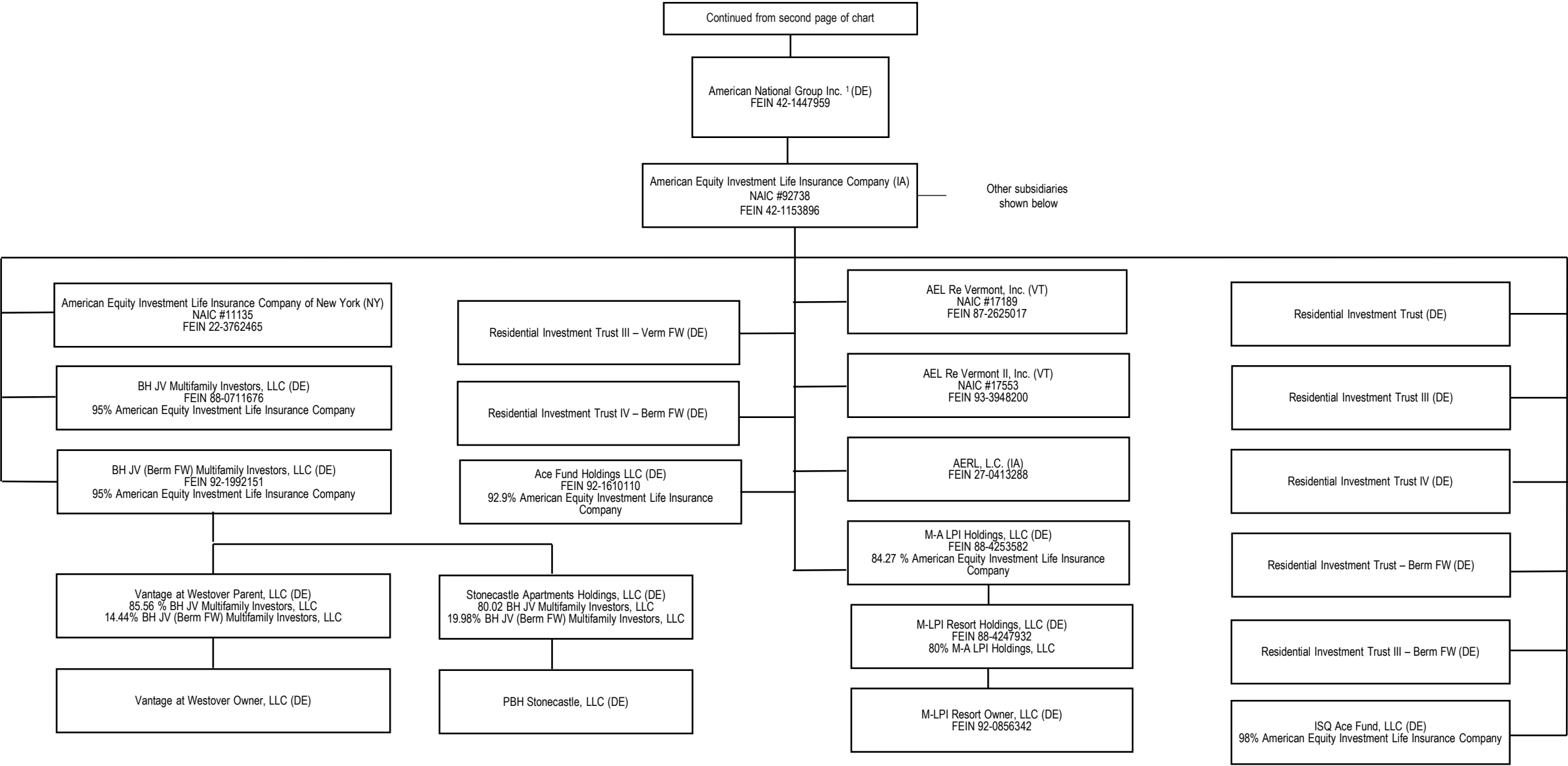
11.3

<sup>1</sup> In addition to the entities shown in this chart, American National Group Inc. owns a direct or indirect interest in certain other entities, primarily in connection with real estate and other investments.

Note: All subsidiaries are wholly owned, except as noted.

SCHEDULE Y - INFORMATION CONCERNING ACTIVITIES OF INSURER MEMBERS OF A HOLDING COMPANY GROUP  
PART 1 - ORGANIZATIONAL CHART

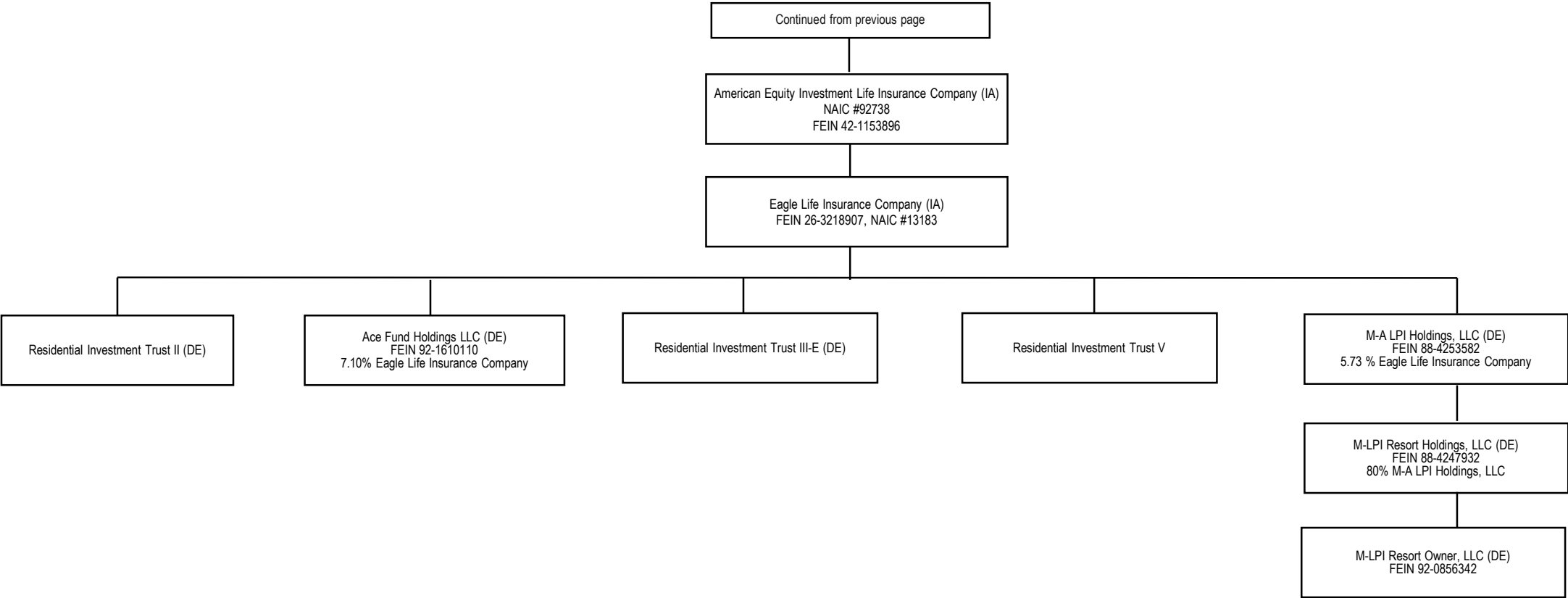
11.4



<sup>1</sup> In addition to the entities shown in this chart, American National Group Inc. owns a direct or indirect interest in certain other entities, primarily in connection with real estate and other investments.

Note: All subsidiaries are wholly owned, except as noted.

SCHEDULE Y - INFORMATION CONCERNING ACTIVITIES OF INSURER MEMBERS OF A HOLDING COMPANY GROUP  
PART 1 - ORGANIZATIONAL CHART



11.5

<sup>1</sup> In addition to the entities shown in this chart, American National Group Inc. owns a direct or indirect interest in certain other entities, primarily in connection with real estate and other investments.

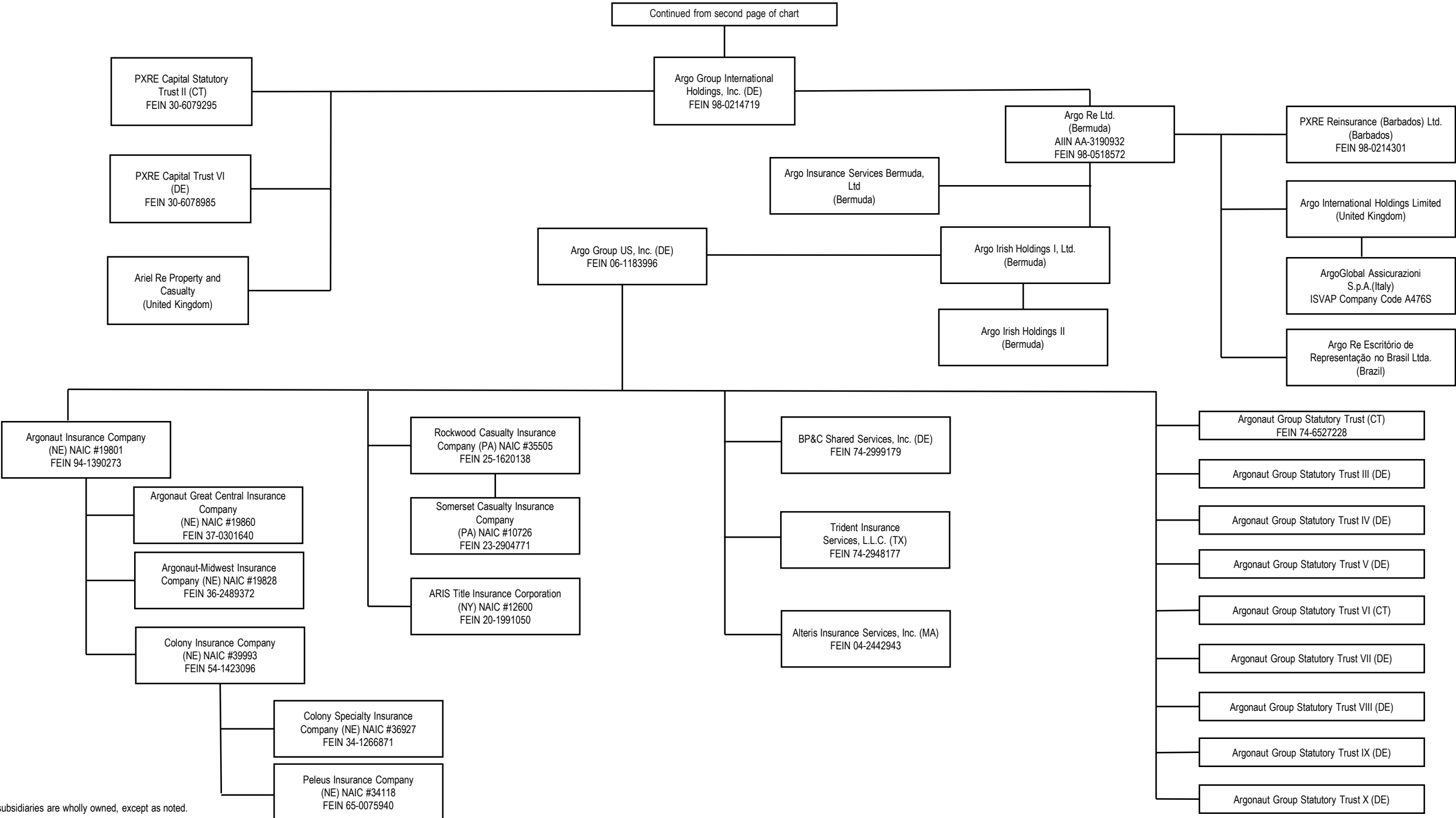
Note: All subsidiaries are wholly owned, except as noted.

STATEMENT AS OF MARCH 31, 2025 OF THE American National General Insurance Company

SCHEDULE Y - INFORMATION CONCERNING ACTIVITIES OF INSURER MEMBERS OF A HOLDING COMPANY GROUP

PART 1 - ORGANIZATIONAL CHART

116



Note: All subsidiaries are wholly owned, except as noted.



STATEMENT AS OF MARCH 31, 2025 OF THE American National General Insurance Company

SCHEDULE Y

PART 1A - DETAILS OF INSURANCE HOLDING COMPANY SYSTEM

1	2	3	4	5	6	7	8	9	10	11	12	13	14	15	16
Group Code	Group Name	NAIC Company Code	ID Number	Federal RSSD	CIK	Name of Securities Exchange if Publicly Traded (U.S. or International)	Names of Parent, Subsidiaries Or Affiliates	Domi-ciliary Location	Relation-ship to Reporting Entity	Directly Controlled by (Name of Entity/Person)	Type of Control (Ownership, Board, Management, Attorney-in-Fact, Influence, Other)	If Control is Owner-ship Provide Percen-tage	Ultimate Controlling Entity(ies)/Person(s)	Is an SCA Filing Re-quired? (Yes/No)	*
.0408 ...	Brookfield Wealth Solutions Group ....	.....00000 .....	98-1737979 ..	.....	.....	.....	1100 AoA Property Holdings Ltd. ....	..CYM.....	OTH.....	BAMR US Holdings LLC .....	Management.....	..0.000 ....	Brookfield Wealth Solutions Ltd. ....	....NO.....	....13 ....
.0408 ...	Brookfield Wealth Solutions Group ....	.....00000 .....	98-1821375 ..	.....	.....	.....	2 MW Property Holdings Ltd. ....	..CYM.....	OTH.....	BAMR US Holdings LLC .....	Management.....	..0.000 ....	Brookfield Wealth Solutions Ltd. ....	....NO.....	....13 ....
.0408 ...	Brookfield Wealth Solutions Group ....	.....00000 .....	98-1737992 ..	.....	.....	.....	200 Liberty Property Holdings Ltd. ....	..CYM.....	OTH.....	BAMR US Holdings LLC .....	Management.....	..0.000 ....	Brookfield Wealth Solutions Ltd. ....	....NO.....	....13 ....
.0408 ...	Brookfield Wealth Solutions Group ....	.....00000 .....	98-1822375 ..	.....	.....	.....	200 Vesey Property Holdings Ltd. ....	..CYM.....	OTH.....	BAMR US Holdings LLC .....	Management.....	..0.000 ....	Brookfield Wealth Solutions Ltd. ....	....NO.....	....13 ....
.0408 ...	Brookfield Wealth Solutions Group ....	.....00000 .....	.....	.....	.....	.....	2022 Ceres Note Issuer LP .....	..DE.....	OTH.....	American National Insurance Company .....	Ownership.....	..100.000 ....	Brookfield Wealth Solutions Ltd. ....	....NO.....	....13 ....
.0408 ...	Brookfield Wealth Solutions Group ....	.....00000 .....	.....	.....	.....	.....	2022 Europa Note Issuer LP .....	..DE.....	OTH.....	American National Insurance Company .....	Ownership.....	..100.000 ....	Brookfield Wealth Solutions Ltd. ....	....NO.....	....13 ....
.0408 ...	Brookfield Wealth Solutions Group ....	.....00000 .....	.....	.....	.....	.....	2022 Ganymede Note Issuer LP .....	..DE.....	OTH.....	American National Insurance Company .....	Ownership.....	..100.000 ....	Brookfield Wealth Solutions Ltd. ....	....NO.....	....13 ....
.0408 ...	Brookfield Wealth Solutions Group ....	.....00000 .....	.....	.....	.....	.....	2022 IO Note Issuer LP .....	..DE.....	OTH.....	American National Insurance Company .....	Ownership.....	..100.000 ....	Brookfield Wealth Solutions Ltd. ....	....NO.....	....13 ....
.0408 ...	Brookfield Wealth Solutions Group ....	.....00000 .....	.....	.....	.....	.....	2022 Titan Note Issuer LP .....	..DE.....	OTH.....	American National Insurance Company .....	Ownership.....	..100.000 ....	Brookfield Wealth Solutions Ltd. ....	....NO.....	....13 ....
.0408 ...	Brookfield Wealth Solutions Group ....	.....00000 .....	98-1737984 ..	.....	.....	.....	225 Liberty Property Holdings Ltd. ....	..CYM.....	OTH.....	BAMR US Holdings LLC .....	Management.....	..0.000 ....	Brookfield Wealth Solutions Ltd. ....	....NO.....	....13 ....
.0408 ...	Brookfield Wealth Solutions Group ....	.....00000 .....	98-1821871 ..	.....	.....	.....	5 MW Property Holdings Ltd. ....	..CYM.....	OTH.....	BAMR US Holdings LLC .....	Management.....	..0.000 ....	Brookfield Wealth Solutions Ltd. ....	....NO.....	....13 ....
.0408 ...	Brookfield Wealth Solutions Group ....	.....00000 .....	.....	.....	.....	.....	77G Propco Limited .....	..JEY.....	OTH.....	BNRE 77G Holdings Ltd. ....	Ownership.....	..100.000 ....	Brookfield Wealth Solutions Ltd. ....	....NO.....	....13 ....
.0408 ...	Brookfield Wealth Solutions Group ....	.....00000 .....	98-1820535 ..	.....	.....	.....	Ala Moana Property Holdings Ltd. ....	..CYM.....	OTH.....	BAMR US Holdings LLC .....	Management.....	..0.000 ....	Brookfield Wealth Solutions Ltd. ....	....NO.....	....13 ....
.0408 ...	Brookfield Wealth Solutions Group ....	.....00000 .....	92-0894383 ..	.....	.....	.....	ANG MIDCO I LLC .....	..DE.....	UIP.....	ANG TOPCO I LLC .....	Ownership.....	..91.000 ....	Brookfield Wealth Solutions Ltd. ....	....NO.....	....1 ....
.0408 ...	Brookfield Wealth Solutions Group ....	.....00000 .....	99-2961406 ..	.....	.....	.....	ANG TOPCO I LLC .....	..DE.....	UIP.....	BAMR US Holdings LLC .....	Ownership.....	..90.800 ....	Brookfield Wealth Solutions Ltd. ....	....NO.....	....1 ....
.0408 ...	Brookfield Wealth Solutions Group ....	.....00000 .....	98-1748081 ..	.....	.....	.....	Archimedes L.P. ....	..CYM.....	OTH.....	American National Insurance Company .....	Ownership.....	..47.570 ....	Brookfield Wealth Solutions Ltd. ....	....NO.....	....13 ....
.0408 ...	Brookfield Wealth Solutions Group ....	.....00000 .....	.....	.....	.....	.....	Argerich 2022-1, LLC .....	..DE.....	OTH.....	Argerich Holdco 2022-1, LLC .....	Ownership.....	..100.000 ....	Brookfield Wealth Solutions Ltd. ....	....NO.....	....13 ....
.0408 ...	Brookfield Wealth Solutions Group ....	.....00000 .....	.....	.....	.....	.....	Argerich Holdco 2022-1, LLC .....	..DE.....	OTH.....	American National Insurance Company .....	Ownership.....	..100.000 ....	Brookfield Wealth Solutions Ltd. ....	....NO.....	....13 ....
.0408 ...	Brookfield Wealth Solutions Group ....	.....00000 .....	99-1478288 ..	.....	.....	.....	Ashby Blane 2023-1 Holdco LLC .....	..DE.....	OTH.....	BAMR US Holdings LLC .....	Management.....	..0.000 ....	Brookfield Wealth Solutions Ltd. ....	....NO.....	....1 ....
.0408 ...	Brookfield Wealth Solutions Group ....	.....00000 .....	.....	.....	.....	.....	Ashby Blane 2023-1 LLC .....	..DE.....	OTH.....	Ashby Blane 2023-1 Holdco LLC .....	Ownership.....	..100.000 ....	Brookfield Wealth Solutions Ltd. ....	....NO.....	....13 ....
.0408 ...	Brookfield Wealth Solutions Group ....	.....00000 .....	.....	.....	.....	.....	Atreides 2022-1 Ltd. ....	..CYM.....	OTH.....	Atreides Leto 2023-1 Ltd. ....	Ownership.....	..80.000 ....	Brookfield Wealth Solutions Ltd. ....	....NO.....	....13 ....
.0408 ...	Brookfield Wealth Solutions Group ....	.....00000 .....	.....	.....	.....	.....	Atreides Leto 2023-1 Ltd. ....	..CYM.....	OTH.....	Atreides Leto Holdco 2023-1 Ltd. ....	Ownership.....	..100.000 ....	Brookfield Wealth Solutions Ltd. ....	....NO.....	....13 ....
.0408 ...	Brookfield Wealth Solutions Group ....	.....00000 .....	.....	.....	.....	.....	Atreides Leto Holdco 2023-1 Ltd. ....	..CYM.....	OTH.....	American National Insurance Company .....	Ownership.....	..100.000 ....	Brookfield Wealth Solutions Ltd. ....	....NO.....	....13 ....
.0408 ...	Brookfield Wealth Solutions Group ....	.....00000 .....	.....	.....	.....	.....	Atreides Paul 2022-1 Ltd. ....	..CYM.....	OTH.....	Atreides Paul Holdco 2022-1 Ltd. ....	Ownership.....	..100.000 ....	Brookfield Wealth Solutions Ltd. ....	....NO.....	....13 ....
.0408 ...	Brookfield Wealth Solutions Group ....	.....00000 .....	.....	.....	.....	.....	Atreides Paul Holdco 2022-1 Ltd. ....	..CYM.....	OTH.....	American National Insurance Company .....	Ownership.....	..100.000 ....	Brookfield Wealth Solutions Ltd. ....	....NO.....	....13 ....
.0408 ...	Brookfield Wealth Solutions Group ....	.....00000 .....	.....	.....	.....	.....	Bach F1 2022-1, LLC .....	..DE.....	OTH.....	BAMR US Holdings LLC .....	Management.....	..0.000 ....	Brookfield Wealth Solutions Ltd. ....	....NO.....	....13 ....
.0408 ...	Brookfield Wealth Solutions Group ....	.....00000 .....	.....	.....	.....	.....	BACH F1 Interco 2022-1, LLC .....	..DE.....	OTH.....	Bach F1 2022-1, LLC .....	Ownership.....	..100.000 ....	Brookfield Wealth Solutions Ltd. ....	....NO.....	....13 ....
.0408 ...	Brookfield Wealth Solutions Group ....	.....00000 .....	.....	.....	.....	.....	BAM Re Bermuda Real Estate JV Member Ltd. ....	..BMU.....	OTH.....	BAM Re Holdings Ltd. ....	Ownership.....	..49.000 ....	Brookfield Wealth Solutions Ltd. ....	....NO.....	....13 ....
.0408 ...	Brookfield Wealth Solutions Group ....	.....00000 .....	.....	.....	.....	.....	BAM Re Holdings (DIFC) Ltd. ....	..ARE.....	NIA.....	Brookfield Wealth Solutions Ltd. ....	Ownership.....	..100.000 ....	Brookfield Wealth Solutions Ltd. ....	....NO.....	....1 ....
.0408 ...	Brookfield Wealth Solutions Group ....	.....00000 .....	85-9332827 ..	.....	.....	.....	BAM Re Holdings Ltd. ....	..BMU.....	UIP.....	Brookfield Wealth Solutions Ltd. ....	Ownership.....	..100.000 ....	Brookfield Wealth Solutions Ltd. ....	....NO.....	....1 ....
.0408 ...	Brookfield Wealth Solutions Group ....	.....00000 .....	.....	.....	.....	.....	BAM Re UK Holdings Ltd. ....	..GBR.....	NIA.....	BAM Re Holdings Ltd. ....	Ownership.....	..100.000 ....	Brookfield Wealth Solutions Ltd. ....	....NO.....	....1 ....
.0408 ...	Brookfield Wealth Solutions Group ....	.....00000 .....	.....	.....	.....	.....	BAM V Geneva LLC .....	..DE.....	OTH.....	Bventures Holdco LLC .....	Ownership.....	..81.000 ....	Brookfield Wealth Solutions Ltd. ....	....NO.....	....13 ....
.0408 ...	Brookfield Wealth Solutions Group ....	.....00000 .....	.....	.....	.....	.....	BAMR BID II AIV LP .....	..CYM.....	OTH.....	Boole L.P. ....	Ownership.....	..33.330 ....	Brookfield Wealth Solutions Ltd. ....	....NO.....	....13 ....
.0408 ...	Brookfield Wealth Solutions Group ....	.....00000 .....	.....	.....	.....	.....	BAMR BID II US AIV LP .....	..CYM.....	OTH.....	Boole L.P. ....	Ownership.....	..33.300 ....	Brookfield Wealth Solutions Ltd. ....	....NO.....	....13 ....
.0408 ...	Brookfield Wealth Solutions Group ....	.....00000 .....	.....	.....	.....	.....	BAMR Freestone Holdings Kft. ....	..HUN.....	NIA.....	BAM Re Holdings Ltd. ....	Ownership.....	..100.000 ....	Brookfield Wealth Solutions Ltd. ....	....NO.....	....1 ....
.0408 ...	Brookfield Wealth Solutions Group ....	.....00000 .....	.....	.....	.....	.....	BAMR Holdings Ltd. ....	..BMU.....	NIA.....	Brookfield Wealth Solutions Ltd. ....	Ownership.....	..100.000 ....	Brookfield Wealth Solutions Ltd. ....	....NO.....	....1 ....
.0408 ...	Brookfield Wealth Solutions Group ....	.....00000 .....	45-5303462 ..	.....	.....	.....	BAMR US Holdings (Bermuda) I Ltd. ....	..BMU.....	UIP.....	BAM Re Holdings Ltd. ....	Ownership.....	..100.000 ....	Brookfield Wealth Solutions Ltd. ....	....NO.....	....1 ....
.0408 ...	Brookfield Wealth Solutions Group ....	.....00000 .....	92-0894383 ..	.....	.....	.....	BAMR US Holdings LLC .....	..DE.....	UIP.....	BAMR US Holdings (Bermuda) I Ltd. ....	Ownership.....	..100.000 ....	Brookfield Wealth Solutions Ltd. ....	....NO.....	....1 ....
.0408 ...	Brookfield Wealth Solutions Group ....	.....00000 .....	99-1498708 ..	.....	.....	.....	Bates Blane 2023-1 Holdco LLC .....	..DE.....	OTH.....	BAMR US Holdings LLC .....	Management.....	..0.000 ....	Brookfield Wealth Solutions Ltd. ....	....NO.....	....1 ....
.0408 ...	Brookfield Wealth Solutions Group ....	.....00000 .....	.....	.....	.....	.....	Bates Blane 2023-1 LLC .....	..DE.....	OTH.....	Bates Blane 2023-1 Holdco LLC .....	Ownership.....	..100.000 ....	Brookfield Wealth Solutions Ltd. ....	....NO.....	....13 ....
.0408 ...	Brookfield Wealth Solutions Group ....	.....00000 .....	79-1775620 ..	.....	.....	.....	Bay Adelaide North Property Holdings Inc. ....	..CAN.....	OTH.....	BAMR US Holdings LLC .....	Management.....	..0.000 ....	Brookfield Wealth Solutions Ltd. ....	....NO.....	....13 ....
.0408 ...	Brookfield Wealth Solutions Group ....	.....00000 .....	.....	.....	.....	.....	Bay Adelaide Property Holdings Inc. ....	..CAN.....	OTH.....	BAMR US Holdings LLC .....	Management.....	..0.000 ....	Brookfield Wealth Solutions Ltd. ....	....NO.....	....13 ....
.0408 ...	Brookfield Wealth Solutions Group ....	.....00000 .....	71-5308342 ..	.....	.....	.....	BFPL Calgary Property Holdings Inc. ....	..CAN.....	OTH.....	BAMR US Holdings LLC .....	Management.....	..0.000 ....	Brookfield Wealth Solutions Ltd. ....	....NO.....	....13 ....
.0408 ...	Brookfield Wealth Solutions Group ....	.....00000 .....	75-3208214 ..	.....	.....	.....	BFPL Toronto Property Holdings Inc. ....	..CAN.....	OTH.....	BAMR US Holdings LLC .....	Management.....	..0.000 ....	Brookfield Wealth Solutions Ltd. ....	....NO.....	....13 ....
.0408 ...	Brookfield Wealth Solutions Group ....	.....00000 .....	.....	.....	.....	.....	BGL Pinehurst Land, LLC .....	..DE.....	OTH.....	American National Insurance Company .....	Ownership.....	..100.000 ....	Brookfield Wealth Solutions Ltd. ....	....NO.....	....13 ....
.0408 ...	Brookfield Wealth Solutions Group ....	.....00000 .....	.....	.....	.....	.....	BGL Pinehurst, LLC .....	..DE.....	OTH.....	American National Insurance Company .....	Ownership.....	..100.000 ....	Brookfield Wealth Solutions Ltd. ....	....NO.....	....13 ....
.0408 ...	Brookfield Wealth Solutions Group ....	.....00000 .....	88-1138054 ..	.....	.....	.....	BGL PT Land, LLC .....	..DE.....	OTH.....	Brookfield Reinsurance Investments LP .....	Ownership.....	..100.000 ....	Brookfield Wealth Solutions Ltd. ....	....NO.....	....13 ....
.0408 ...	Brookfield Wealth Solutions Group ....	.....00000 .....	.....	.....	.....	.....	BGL PT, LLC .....	..DE.....	OTH.....	Brookfield Reinsurance Investments LP .....	Ownership.....	..100.000 ....	Brookfield Wealth Solutions Ltd. ....	....NO.....	....13 ....
.0408 ...	Brookfield Wealth Solutions Group ....	.....00000 .....	.....	.....	.....	.....	BLI Pinehurst Mezz, LLC .....	..DE.....	OTH.....	American National Insurance Company .....	Ownership.....	..100.000 ....	Brookfield Wealth Solutions Ltd. ....	....NO.....	....13 ....

STATEMENT AS OF MARCH 31, 2025 OF THE American National General Insurance Company

SCHEDULE Y

PART 1A - DETAILS OF INSURANCE HOLDING COMPANY SYSTEM

1	2	3	4	5	6	7	8	9	10	11	12	13	14	15	16
Group Code	Group Name	NAIC Company Code	ID Number	Federal RSSD	CIK	Name of Securities Exchange if Publicly Traded (U.S. or International)	Names of Parent, Subsidiaries Or Affiliates	Domi-ciliary Location	Relation-ship to Reporting Entity	Directly Controlled by (Name of Entity/Person)	Type of Control (Ownership, Board, Management, Attorney-in-Fact, Influence, Other)	If Control is Owner-ship Provide Percen-tage	Ultimate Controlling Entity(ies)/Person(s)	Is an SCA Filing Re-quired? (Yes/No)	*
.0408 ...	Brookfield Wealth Solutions Group ....	.....00000 .....	.....	.....	.....	.....	BLI Pinehurst, LLC .....	..DE.....	OTH.....	BLI Pinehurst Mezz, LLC .....	Ownership.....	100.000 ...	Brookfield Wealth Solutions Ltd. ....	....NO.....	....13 ....
.0408 ...	Brookfield Wealth Solutions Group ....	.....00000 .....	.....	.....	.....	.....	Blumont Annuity Company UK Ltd. ....	..GBR.....	NIA.....	Blumont Annuity Holdings UK Ltd. ....	Ownership.....	100.000 ...	Brookfield Wealth Solutions Ltd. ....	....NO.....	....1 ....
.0408 ...	Brookfield Wealth Solutions Group ....	.....00000 .....	.....	.....	.....	.....	Blumont Annuity Holdings UK Ltd. ....	..GBR.....	NIA.....	BAM Re Holdings Ltd. ....	Ownership.....	100.000 ...	Brookfield Wealth Solutions Ltd. ....	....NO.....	....1 ....
.0408 ...	Brookfield Wealth Solutions Group ....	.....00000 .....	.....	.....	.....	.....	BN RE Ri (UK) Limited .....	..GBR.....	OTH.....	BAM Re Holdings Ltd. ....	Ownership.....	100.000 ...	Brookfield Wealth Solutions Ltd. ....	....NO.....	....1 ....
.0408 ...	Brookfield Wealth Solutions Group ....	.....00000 .....	98-1736669 .....	.....	.....	.....	BNRE 77G Holdings Ltd. ....	..BMU.....	OTH.....	BAM Re Holdings Ltd. ....	Ownership.....	100.000 ...	Brookfield Wealth Solutions Ltd. ....	....NO.....	....13 ....
.0408 ...	Brookfield Wealth Solutions Group ....	.....00000 .....	98-1790490 .....	.....	.....	.....	BNRE Bermuda Finance GP Ltd. ....	..BMU.....	NIA.....	BNRE Bermuda Finance Holdings Ltd. ....	Ownership.....	100.000 ...	Brookfield Wealth Solutions Ltd. ....	....NO.....	....13 ....
.0408 ...	Brookfield Wealth Solutions Group ....	.....00000 .....	98-1790499 .....	.....	.....	.....	BNRE Bermuda Finance Holdings Ltd. ....	..BMU.....	NIA.....	BAM Re Holdings Ltd. ....	Ownership.....	100.000 ...	Brookfield Wealth Solutions Ltd. ....	....NO.....	....13 ....
.0408 ...	Brookfield Wealth Solutions Group ....	.....00000 .....	98-1790480 .....	.....	.....	.....	BNRE Bermuda Finance LP .....	..BMU.....	NIA.....	BNRE Bermuda Finance GP Ltd. ....	Management.....	..0.000 ....	Brookfield Wealth Solutions Ltd. ....	....NO.....	....13 ....
.0408 ...	Brookfield Wealth Solutions Group ....	.....00000 .....	.....	.....	.....	.....	BNRE Bermuda Services Ltd. ....	..BMU.....	NIA.....	BAMR Holdings Ltd. ....	Ownership.....	100.000 ...	Brookfield Wealth Solutions Ltd. ....	....NO.....	....1 ....
.0408 ...	Brookfield Wealth Solutions Group ....	.....00000 .....	99-1085964 .....	.....	.....	.....	BNRE Ventures TruckCo CDL, LLC .....	..DE.....	OTH.....	Meadow 2021-1 Holdco Ltd .....	Ownership.....	33.300 ...	Brookfield Wealth Solutions Ltd. ....	....NO.....	....13 ....
.0408 ...	Brookfield Wealth Solutions Group ....	.....00000 .....	98-1790219 .....	.....	.....	.....	BNRE Canada Finance ULC .....	..CAN.....	NIA.....	BNRE Canada Holdings Inc. ....	Ownership.....	100.000 ...	Brookfield Wealth Solutions Ltd. ....	....NO.....	....13 ....
.0408 ...	Brookfield Wealth Solutions Group ....	.....00000 .....	78-3081227 .....	.....	.....	.....	BNRE Canada Holdings Inc. ....	..CAN.....	NIA.....	BAM Re Holdings Ltd. ....	Ownership.....	100.000 ...	Brookfield Wealth Solutions Ltd. ....	....NO.....	....13 ....
.0408 ...	Brookfield Wealth Solutions Group ....	.....00000 .....	76-5766621 .....	.....	.....	.....	BNRE Canada Pref Sub Inc. ....	..CAN.....	NIA.....	BNRE Canada Holdings Inc. ....	Ownership.....	100.000 ...	Brookfield Wealth Solutions Ltd. ....	....NO.....	....13 ....
.0408 ...	Brookfield Wealth Solutions Group ....	.....00000 .....	77-0700342 .....	.....	.....	.....	BNRE Canada Services Inc. ....	..CAN.....	NIA.....	BAMR Holdings Ltd. ....	Ownership.....	100.000 ...	Brookfield Wealth Solutions Ltd. ....	....NO.....	....1 ....
.0408 ...	Brookfield Wealth Solutions Group ....	.....00000 .....	98-1773977 .....	.....	.....	.....	BNRE Cdn Holdings I ULC .....	..CAN.....	NIA.....	Brookfield Annuity Holdings Inc. ....	Ownership.....	100.000 ...	Brookfield Wealth Solutions Ltd. ....	....NO.....	....1 ....
.0408 ...	Brookfield Wealth Solutions Group ....	.....00000 .....	.....	.....	.....	.....	BNRE Holdings I LP .....	..CAN.....	NIA.....	BAMR Holdings Ltd. ....	Management.....	..0.000 ....	Brookfield Wealth Solutions Ltd. ....	....NO.....	....1 ....
.0408 ...	Brookfield Wealth Solutions Group ....	.....00000 .....	.....	.....	.....	.....	BNRE Services (Barbados) Inc. ....	..BRB.....	NIA.....	BAMR Holdings Ltd. ....	Ownership.....	100.000 ...	Brookfield Wealth Solutions Ltd. ....	....NO.....	....1 ....
.0408 ...	Brookfield Wealth Solutions Group ....	.....00000 .....	92-2035543 .....	.....	.....	.....	BNRE Triangle Acquisition Inc. ....	..DE.....	NIA.....	BAMR US Holdings LLC .....	Ownership.....	100.000 ...	Brookfield Wealth Solutions Ltd. ....	....NO.....	....1 ....
.0408 ...	Brookfield Wealth Solutions Group ....	.....00000 .....	86-3528887 .....	.....	.....	.....	BNRE US Services LLC .....	..DE.....	NIA.....	BAMR US Holdings LLC .....	Ownership.....	100.000 ...	Brookfield Wealth Solutions Ltd. ....	....NO.....	....1 ....
.0408 ...	Brookfield Wealth Solutions Group ....	.....00000 .....	98-1672376 .....	.....	.....	.....	BNT Partners Trust .....	..BMU.....	UIP.....	BNT Trustee Ltd. ....	Management.....	..0.000 ....	Bruce Flatt .....	....NO.....	....1 ....
.0408 ...	Brookfield Wealth Solutions Group ....	.....00000 .....	76-0178253 .....	.....	.....	.....	BNT Trustee Ltd. ....	..BMU.....	UIP.....	Partners FC Ltd. ....	Ownership.....	41.000 ...	Bruce Flatt .....	....NO.....	....1 ....
.0408 ...	Brookfield Wealth Solutions Group ....	.....00000 .....	.....	.....	.....	.....	Boccherini F2 2022-1, LLC .....	..DE.....	OTH.....	BAMR US Holdings LLC .....	Management.....	..0.000 ....	Brookfield Wealth Solutions Ltd. ....	....NO.....	....13 ....
.0408 ...	Brookfield Wealth Solutions Group ....	.....00000 .....	.....	.....	.....	.....	Boccherini F2 Interco 2022-1, LLC .....	..DE.....	OTH.....	Boccherini F2 2022-1, LLC .....	Ownership.....	100.000 ...	Brookfield Wealth Solutions Ltd. ....	....NO.....	....13 ....
.0408 ...	Brookfield Wealth Solutions Group ....	.....00000 .....	98-1748101 .....	.....	.....	.....	Boole L.P. ....	..CYM.....	OTH.....	American National Insurance Company .....	Ownership.....	47.860 ...	Brookfield Wealth Solutions Ltd. ....	....NO.....	....13 ....
.0408 ...	Brookfield Wealth Solutions Group ....	.....00000 .....	.....	.....	.....	.....	Brahms PP 2022-1, LLC .....	..DE.....	OTH.....	BAMR US Holdings LLC .....	Management.....	..0.000 ....	Brookfield Wealth Solutions Ltd. ....	....NO.....	....13 ....
.0408 ...	Brookfield Wealth Solutions Group ....	.....00000 .....	.....	.....	.....	.....	Brahms PP Interco 2022-1, LLC .....	..DE.....	OTH.....	Brahms PP 2022-1, LLC .....	Ownership.....	100.000 ...	Brookfield Wealth Solutions Ltd. ....	....NO.....	....13 ....
.0408 ...	Brookfield Wealth Solutions Group ....	.....00000 .....	98-1728948 .....	.....	.....	.....	BREF VI Cayman 1 LP .....	..CYM.....	OTH.....	BAM Re Holdings Ltd. ....	Management.....	..0.000 ....	Brookfield Wealth Solutions Ltd. ....	....NO.....	....13 ....
.0408 ...	Brookfield Wealth Solutions Group ....	.....00000 .....	98-1774796 .....	.....	.....	.....	BREF VI Cayman 2 LP .....	..CYM.....	OTH.....	BAM Re Holdings Ltd. ....	Management.....	..0.000 ....	Brookfield Wealth Solutions Ltd. ....	....NO.....	....13 ....
.0408 ...	Brookfield Wealth Solutions Group ....	.....00000 .....	75-155 5293 .....	.....	.....	.....	Blumont Annuity Company .....	..CAN.....	IA.....	Brookfield Annuity Holdings Inc. ....	Ownership.....	100.000 ...	Brookfield Wealth Solutions Ltd. ....	....NO.....	....1 ....
.0408 ...	Brookfield Wealth Solutions Group ....	.....00000 .....	.....	.....	.....	.....	Brookfield Annuity Holdings Inc. ....	..CAN.....	NIA.....	BAM Re Holdings Ltd. ....	Ownership.....	100.000 ...	Brookfield Wealth Solutions Ltd. ....	....NO.....	....1 ....
.0408 ...	Brookfield Wealth Solutions Group ....	.....00000 .....	.....	.....	.....	.....	Brookfield Annuity Loan LP .....	..CAN.....	NIA.....	Brookfield Annuity Holdings Inc. ....	Management.....	..0.000 ....	Brookfield Wealth Solutions Ltd. ....	....NO.....	....13 ....
.0408 ...	Brookfield Wealth Solutions Group ....	.....00000 .....	38-4088410 .....	.....	.....	.....	Brookfield Annuity US Inc. ....	..CAN.....	NIA.....	Blumont Annuity Company .....	Ownership.....	100.000 ...	Brookfield Wealth Solutions Ltd. ....	....NO.....	....1 ....
.0408 ...	Brookfield Wealth Solutions Group ....	.....00000 .....	98-1568597 .....	.....	.....	.....	Brookfield Reinsurance Investments LP .....	..DE.....	NIA.....	BNRE US Services LLC .....	Management.....	..0.000 ....	Brookfield Wealth Solutions Ltd. ....	....NO.....	....1 ....
.0408 ...	Brookfield Wealth Solutions Group ....	.....00000 .....	20-1134768 .....	.....	1837429 .....	NYSE, TSX .....	Brookfield Wealth Solutions Ltd. ....	..BMU.....	UIP.....	BNT Partners Trust .....	Other.....	..0.000 ....	Bruce Flatt .....	....NO.....	....2 ....
.0408 ...	Brookfield Wealth Solutions Group ....	.....00000 .....	33-3818578 .....	.....	.....	.....	Bventures Holdco LLC .....	..DE.....	OTH.....	Chamberlain Blane 2023-1 LLC .....	Ownership.....	99.000 ...	Brookfield Wealth Solutions Ltd. ....	....NO.....	....13 ....
.0408 ...	Brookfield Wealth Solutions Group ....	.....00000 .....	88-1786620 .....	.....	.....	.....	BVentures LeverCo S-B, LLC .....	..DE.....	OTH.....	Bventures Holdco LLC .....	Ownership.....	86.000 ...	Brookfield Wealth Solutions Ltd. ....	....NO.....	....13 ....
.0408 ...	Brookfield Wealth Solutions Group ....	.....00000 .....	99-1086362 .....	.....	.....	.....	Bventures TruckCo CDL, LLC .....	..DE.....	OTH.....	Chamberlain Blane 2023-1 LLC .....	Ownership.....	86.000 ...	Brookfield Wealth Solutions Ltd. ....	....NO.....	....13 ....
.0408 ...	Brookfield Wealth Solutions Group ....	.....00000 .....	88-1746432 .....	.....	.....	.....	BVentures TruckCo S-C, LLC .....	..DE.....	OTH.....	Bventures Holdco LLC .....	Ownership.....	86.000 ...	Brookfield Wealth Solutions Ltd. ....	....NO.....	....13 ....
.0408 ...	Brookfield Wealth Solutions Group ....	.....00000 .....	88-1773069 .....	.....	.....	.....	BVentures VTSCo S-D, LLC .....	..DE.....	OTH.....	BVentures Holdco LLC .....	Ownership.....	86.700 ...	Brookfield Wealth Solutions Ltd. ....	....NO.....	....13 ....
.0408 ...	Brookfield Wealth Solutions Group ....	.....00000 .....	.....	.....	.....	.....	Bylsma 2022-1, LLC .....	..DE.....	OTH.....	Bylsma 2022-1, Ltd. ....	Ownership.....	100.000 ...	Brookfield Wealth Solutions Ltd. ....	....NO.....	....13 ....
.0408 ...	Brookfield Wealth Solutions Group ....	.....00000 .....	98-1684989 .....	.....	.....	.....	Bylsma 2022-1, Ltd. ....	..CYM.....	OTH.....	American National Insurance Company .....	Ownership.....	80.100 ...	Brookfield Wealth Solutions Ltd. ....	....NO.....	....13 ....
.0408 ...	Brookfield Wealth Solutions Group ....	.....00000 .....	98-1748248 .....	.....	.....	.....	Cantor L.P. ....	..CYM.....	OTH.....	American National Insurance Company .....	Ownership.....	47.040 ...	Brookfield Wealth Solutions Ltd. ....	....NO.....	....13 ....
.0408 ...	Brookfield Wealth Solutions Group ....	.....00000 .....	.....	.....	.....	.....	Casals 2022-1, LLC .....	..DE.....	OTH.....	Casals 2022-1, Ltd. ....	Ownership.....	100.000 ...	Brookfield Wealth Solutions Ltd. ....	....NO.....	....13 ....
.0408 ...	Brookfield Wealth Solutions Group ....	.....00000 .....	98-1685005 .....	.....	.....	.....	Casals 2022-1, Ltd. ....	..CYM.....	OTH.....	American National Insurance Company .....	Ownership.....	80.100 ...	Brookfield Wealth Solutions Ltd. ....	....NO.....	....13 ....
.0408 ...	Brookfield Wealth Solutions Group ....	.....00000 .....	99-1515603 .....	.....	.....	.....	Chamberlain Blane 2023-1 Holdco LLC .....	..DE.....	OTH.....	BAMR US Holdings LLC .....	Ownership.....	50.700 ...	Brookfield Wealth Solutions Ltd. ....	....NO.....	....1 ....
.0408 ...	Brookfield Wealth Solutions Group ....	.....00000 .....	.....	.....	.....	.....	Chamberlain Blane 2023-1 LLC .....	..DE.....	OTH.....	Chamberlain Blane 2023-1 Holdco LLC .....	Ownership.....	100.000 ...	Brookfield Wealth Solutions Ltd. ....	....NO.....	....13 ....
.0408 ...	Brookfield Wealth Solutions Group ....	.....00000 .....	33-1775291 .....	.....	.....	.....	D VI Delta Acquisition 2 LLC .....	..DE.....	OTH.....	BAMR US Holdings LLC .....	Management.....	..0.000 ....	Brookfield Wealth Solutions Ltd. ....	....NO.....	....13 ....
.0408 ...	Brookfield Wealth Solutions Group ....	.....00000 .....	.....	.....	.....	.....	Dupre 2022-1, LLC .....	..DE.....	OTH.....	Dupre 2022-1, Ltd. ....	Ownership.....	100.000 ...	Brookfield Wealth Solutions Ltd. ....	....NO.....	....13 ....
.0408 ...	Brookfield Wealth Solutions Group ....	.....00000 .....	98-1685038 .....	.....	.....	.....	Dupre 2022-1, Ltd. ....	..CYM.....	OTH.....	American National Insurance Company .....	Ownership.....	100.000 ...	Brookfield Wealth Solutions Ltd. ....	....NO.....	....13 ....

STATEMENT AS OF MARCH 31, 2025 OF THE American National General Insurance Company

SCHEDULE Y

PART 1A - DETAILS OF INSURANCE HOLDING COMPANY SYSTEM

1	2	3	4	5	6	7	8	9	10	11	12	13	14	15	16
Group Code	Group Name	NAIC Company Code	ID Number	Federal RSSD	CIK	Name of Securities Exchange if Publicly Traded (U.S. or International)	Names of Parent, Subsidiaries Or Affiliates	Domi-ciliary Location	Relation-ship to Reporting Entity	Directly Controlled by (Name of Entity/Person)	Type of Control (Ownership, Board, Management, Attorney-in-Fact, Influence, Other)	If Control is Owner-ship Provide Percen-tage	Ultimate Controlling Entity(ies)/Person(s)	Is an SCA Filing Re-quired? (Yes/No)	*
.0408 ...	Brookfield Wealth Solutions Group ....	.....00000 .....	98-1821933 ..	.....	.....	.....	Eugene Property Holdings Ltd. ....	..CYM.....	OTH.....	BAMR US Holdings LLC .....	Management.....	..0.000 ....	Brookfield Wealth Solutions Ltd. ....	...NO.....	...13 ....
.0408 ...	Brookfield Wealth Solutions Group ....	.....00000 .....	99-1539863 ..	.....	.....	.....	Ewing Blane 2023-1 Holdco LLC .....	..DE.....	OTH.....	BAMR US Holdings LLC .....	Management.....	..0.000 ....	Brookfield Wealth Solutions Ltd. ....	...NO.....	...1 ....
.0408 ...	Brookfield Wealth Solutions Group ....	.....00000 .....	.....	.....	.....	.....	Ewing Blane 2023-1 LLC .....	..DE.....	OTH.....	Ewing Blane 2023-1 Holdco LLC .....	Ownership.....	..100.000 ....	Brookfield Wealth Solutions Ltd. ....	...NO.....	...13 ....
.0408 ...	Brookfield Wealth Solutions Group ....	.....00000 .....	98-1737778 ..	.....	.....	.....	Grace Property Holdings Limited .....	..CYM.....	OTH.....	BAMR US Holdings LLC .....	Management.....	..0.000 ....	Brookfield Wealth Solutions Ltd. ....	...NO.....	...13 ....
.0408 ...	Brookfield Wealth Solutions Group ....	.....00000 .....	.....	.....	.....	.....	Grace Reinsurance Ltd .....	..BMJ.....	NIA.....	Freestone Re Ltd. ....	Ownership.....	..100.000 ....	Brookfield Wealth Solutions Ltd. ....	...NO.....	...1 ....
.0408 ...	Brookfield Wealth Solutions Group ....	.....00000 .....	92-3985861 ..	.....	.....	.....	Harrell 2023-1, LLC .....	..DE.....	OTH.....	BAMR US Holdings LLC .....	Management.....	..0.000 ....	Brookfield Wealth Solutions Ltd. ....	...NO.....	...13 ....
.0408 ...	Brookfield Wealth Solutions Group ....	.....00000 .....	92-4009671 ..	.....	.....	.....	Isserlis 2023-1, LLC .....	..DE.....	OTH.....	BAMR US Holdings LLC .....	Management.....	..0.000 ....	Brookfield Wealth Solutions Ltd. ....	...NO.....	...13 ....
.0408 ...	Brookfield Wealth Solutions Group ....	.....00000 .....	93-4288766 ..	.....	.....	.....	Johnston 2023-1, LLC .....	..DE.....	OTH.....	BAMR US Holdings LLC .....	Management.....	..0.000 ....	Brookfield Wealth Solutions Ltd. ....	...NO.....	...13 ....
.0408 ...	Brookfield Wealth Solutions Group ....	.....00000 .....	98-1822873 ..	.....	.....	.....	Jordan Creek Property Holdings Ltd. ....	..CYM.....	OTH.....	BAMR US Holdings LLC .....	Management.....	..0.000 ....	Brookfield Wealth Solutions Ltd. ....	...NO.....	...13 ....
.0408 ...	Brookfield Wealth Solutions Group ....	.....00000 .....	98-1820559 ..	.....	.....	.....	La Cantera Property Holdings Ltd. ....	..CYM.....	OTH.....	BAMR US Holdings LLC .....	Management.....	..0.000 ....	Brookfield Wealth Solutions Ltd. ....	...NO.....	...13 ....
.0408 ...	Brookfield Wealth Solutions Group ....	.....00000 .....	33-3669600 ..	.....	.....	.....	LCM E Issuer, LP .....	..DE.....	OTH.....	BAMR US Holdings LLC .....	Management.....	..0.000 ....	Brookfield Wealth Solutions Ltd. ....	...NO.....	...13 ....
.0408 ...	Brookfield Wealth Solutions Group ....	.....00000 .....	99-4182456 ..	.....	.....	.....	LCM G Issuer, LP .....	..DE.....	OTH.....	BAMR US Holdings LLC .....	Management.....	..0.000 ....	Brookfield Wealth Solutions Ltd. ....	...NO.....	...1 ....
.0408 ...	Brookfield Wealth Solutions Group ....	.....00000 .....	98-1737739 ..	.....	.....	.....	Lilia Property Holdings Ltd .....	..CYM.....	OTH.....	BAMR US Holdings LLC .....	Management.....	..0.000 ....	Brookfield Wealth Solutions Ltd. ....	...NO.....	...13 ....
.0408 ...	Brookfield Wealth Solutions Group ....	.....00000 .....	.....	.....	.....	.....	McCarren 2021-1 Holdco Ltd. ....	..CYM.....	OTH.....	McCarren 2021-1 Ltd. ....	Ownership.....	..100.000 ....	Brookfield Wealth Solutions Ltd. ....	...NO.....	...13 ....
.0408 ...	Brookfield Wealth Solutions Group ....	.....00000 .....	.....	.....	.....	.....	McCarren 2021-1 Ltd. ....	..CYM.....	OTH.....	BAM Re Holdings Ltd. ....	Ownership.....	..100.000 ....	Brookfield Wealth Solutions Ltd. ....	...NO.....	...13 ....
.0408 ...	Brookfield Wealth Solutions Group ....	.....00000 .....	.....	.....	.....	.....	Meadow 2021-1 Holdco Ltd. ....	..CYM.....	OTH.....	Meadow 2021-1 Ltd. ....	Ownership.....	..100.000 ....	Brookfield Wealth Solutions Ltd. ....	...NO.....	...13 ....
.0408 ...	Brookfield Wealth Solutions Group ....	.....00000 .....	.....	.....	.....	.....	Meadow 2021-1 Ltd. ....	..CYM.....	OTH.....	BAM Re Holdings Ltd. ....	Ownership.....	..100.000 ....	Brookfield Wealth Solutions Ltd. ....	...NO.....	...13 ....
.0408 ...	Brookfield Wealth Solutions Group ....	.....00000 .....	.....	.....	.....	.....	North End Re (Cayman) SPC .....	..CYM.....	IA.....	BAM Re Holdings Ltd. ....	Ownership.....	..100.000 ....	Brookfield Wealth Solutions Ltd. ....	...NO.....	...1 ....
.0408 ...	Brookfield Wealth Solutions Group ....	.....00000 .....	.....	.....	.....	.....	North End Re Ltd. ....	..BMJ.....	IA.....	BAM Re Holdings Ltd. ....	Ownership.....	..100.000 ....	Brookfield Wealth Solutions Ltd. ....	...NO.....	...1 ....
.0408 ...	Brookfield Wealth Solutions Group ....	.....00000 .....	98-1737429 ..	.....	.....	.....	One Liberty Plaza Property Holdings Limited .....	..CYM.....	OTH.....	BAMR US Holdings LLC .....	Management.....	..0.000 ....	Brookfield Wealth Solutions Ltd. ....	...NO.....	...13 ....
.0408 ...	Brookfield Wealth Solutions Group ....	.....00000 .....	.....	.....	.....	.....	Partners FC II Ltd. ....	..BMJ.....	UIP.....	Bruce Flatt .....	Ownership.....	..100.000 ....	Bruce Flatt .....	...NO.....	.....
.0408 ...	Brookfield Wealth Solutions Group ....	.....00000 .....	.....	.....	.....	.....	Partners FC Ltd. ....	..BMJ.....	UIP.....	Partners FC II Ltd. ....	Ownership.....	..100.000 ....	Bruce Flatt .....	...NO.....	.....
.0408 ...	Brookfield Wealth Solutions Group ....	.....00000 .....	.....	.....	.....	.....	Prospect 2021-1 Holdco Ltd. ....	..CYM.....	OTH.....	Prospect 2021-1 Ltd. ....	Ownership.....	..100.000 ....	Brookfield Wealth Solutions Ltd. ....	...NO.....	...13 ....
.0408 ...	Brookfield Wealth Solutions Group ....	.....00000 .....	.....	.....	.....	.....	Prospect 2021-1 Ltd. ....	..CYM.....	OTH.....	BAM Re Holdings Ltd. ....	Ownership.....	..100.000 ....	Brookfield Wealth Solutions Ltd. ....	...NO.....	...13 ....
.0408 ...	Brookfield Wealth Solutions Group ....	.....00000 .....	99-1363460 ..	.....	.....	.....	RLS Borrower, LLC .....	..DE.....	OTH.....	RLS Holdco, LLC .....	Ownership.....	..100.000 ....	Brookfield Wealth Solutions Ltd. ....	...NO.....	...13 ....
.0408 ...	Brookfield Wealth Solutions Group ....	.....00000 .....	33-2297899 ..	.....	.....	.....	RLS Series I Borrower LLC .....	..DE.....	OTH.....	RLS Holdco LLC .....	Ownership.....	..100.000 ....	Brookfield Wealth Solutions Ltd. ....	...NO.....	...13 ....
.0408 ...	Brookfield Wealth Solutions Group ....	.....00000 .....	99-1382199 ..	.....	.....	.....	RLS Holdco, LLC .....	..DE.....	OTH.....	American Equity Investment Life Insurance Company .....	Ownership.....	..54.500 ....	Brookfield Wealth Solutions Ltd. ....	...NO.....	...13 ....
.0408 ...	Brookfield Wealth Solutions Group ....	.....00000 .....	93-2732031 ..	.....	.....	.....	SG BNRE LLC .....	..DE.....	OTH.....	Chamberlain Blane 2023-1 LLC .....	Ownership.....	..100.000 ....	Brookfield Wealth Solutions Ltd. ....	...NO.....	...13 ....
.0408 ...	Brookfield Wealth Solutions Group ....	.....00000 .....	88-3971831 ..	.....	.....	.....	TX Galileo LLC .....	..DE.....	OTH.....	BAMR US Holdings LLC .....	Management.....	..0.000 ....	Brookfield Wealth Solutions Ltd. ....	...NO.....	...13 ....
.0408 ...	Brookfield Wealth Solutions Group ....	.....00000 .....	88-3904685 ..	.....	.....	.....	TX Hooke LLC .....	..DE.....	OTH.....	BAMR US Holdings LLC .....	Management.....	..0.000 ....	Brookfield Wealth Solutions Ltd. ....	...NO.....	...13 ....
.0408 ...	Brookfield Wealth Solutions Group ....	.....00000 .....	88-3957208 ..	.....	.....	.....	TX Kepler LLC .....	..DE.....	OTH.....	BAMR US Holdings LLC .....	Management.....	..0.000 ....	Brookfield Wealth Solutions Ltd. ....	...NO.....	...13 ....
.0408 ...	Brookfield Wealth Solutions Group ....	.....00000 .....	88-3921297 ..	.....	.....	.....	TX Leibniz LLC .....	..DE.....	OTH.....	BAMR US Holdings LLC .....	Management.....	..0.000 ....	Brookfield Wealth Solutions Ltd. ....	...NO.....	...13 ....
.0408 ...	Brookfield Wealth Solutions Group ....	.....00000 .....	88-3871687 ..	.....	.....	.....	TX Newton LLC .....	..DE.....	OTH.....	BAMR US Holdings LLC .....	Management.....	..0.000 ....	Brookfield Wealth Solutions Ltd. ....	...NO.....	...13 ....
.0408 ...	Brookfield Wealth Solutions Group ....	.....00000 .....	88-3889808 ..	.....	.....	.....	TX Wren LLC .....	..DE.....	OTH.....	BAMR US Holdings LLC .....	Management.....	..0.000 ....	Brookfield Wealth Solutions Ltd. ....	...NO.....	...13 ....
.0408 ...	Brookfield Wealth Solutions Group ....	.....00000 .....	98-1822653 ..	.....	.....	.....	Tyson's Galleria Property Holdings Ltd. ....	..CYM.....	OTH.....	BAMR US Holdings LLC .....	Management.....	..0.000 ....	Brookfield Wealth Solutions Ltd. ....	...NO.....	...13 ....
.0408 ...	Brookfield Wealth Solutions Group ....	.....00000 .....	.....	.....	.....	.....	Volta Holdings LP .....	..CYM.....	OTH.....	BAMR Holdings Ltd. ....	Management.....	..0.000 ....	Brookfield Wealth Solutions Ltd. ....	...NO.....	...1 ....
.0408 ...	Brookfield Wealth Solutions Group ....	.....00000 .....	98-1822700 ..	.....	.....	.....	Willowbrook Property Holdings Ltd. ....	..CYM.....	OTH.....	BAMR US Holdings LLC .....	Management.....	..0.000 ....	Brookfield Wealth Solutions Ltd. ....	...NO.....	...13 ....
.0408 ...	Brookfield Wealth Solutions Group ....	.....00000 .....	98-1822913 ..	.....	.....	.....	Woodlands Mall Property Holdings Ltd. ....	..CYM.....	OTH.....	BAMR US Holdings LLC .....	Management.....	..0.000 ....	Brookfield Wealth Solutions Ltd. ....	...NO.....	...13 ....
.0408 ...	Brookfield Wealth Solutions Group ....	.....00000 .....	88-1750592 ..	.....	.....	.....	Bventures ClinicCo S-B, LLC .....	..DE.....	OTH.....	Bventures Holdco LLC .....	Ownership.....	..86.000 ....	Brookfield Wealth Solutions Ltd. ....	...NO.....	...13 ....
.0408 ...	Brookfield Wealth Solutions Group ....	.....00000 .....	.....	.....	.....	.....	BAMR US Subholdings LLC .....	..DE.....	OTH.....	BAMR US Holdings LLC .....	Ownership.....	..100.000 ....	Brookfield Wealth Solutions Ltd. ....	...NO.....	...1 ....
.0408 ...	Brookfield Wealth Solutions Group ....	.....00000 .....	92-2064626 ..	.....	.....	.....	BNRE Triangle Merger Sub Inc. ....	..DE.....	OTH.....	BNRE Triangle Acquisition Inc. ....	Ownership.....	..100.000 ....	Brookfield Wealth Solutions Ltd. ....	...NO.....	...1 ....
.0408 ...	Brookfield Wealth Solutions Group ....	.....00000 .....	33-4149865 ..	.....	.....	.....	Delambre 2025-1 LLC .....	..DE.....	OTH.....	BAMR US Subholdings LLC .....	Management.....	..0.000 ....	Brookfield Wealth Solutions Ltd. ....	...NO.....	...13 ....
.0408 ...	Brookfield Wealth Solutions Group ....	.....00000 .....	33-4152401 ..	.....	.....	.....	Euclid 2025-1 LLC .....	..DE.....	OTH.....	BAMR US Subholdings LLC .....	Management.....	..0.000 ....	Brookfield Wealth Solutions Ltd. ....	...NO.....	...13 ....
.0408 ...	Brookfield Wealth Solutions Group ....	.....00000 .....	33-4211096 ..	.....	.....	.....	Fermi 2025-1 LLC .....	..DE.....	OTH.....	BAMR US Subholdings LLC .....	Management.....	..0.000 ....	Brookfield Wealth Solutions Ltd. ....	...NO.....	...13 ....
.0408 ...	Brookfield Wealth Solutions Group ....	.....00000 .....	33-4183519 ..	.....	.....	.....	BID Diversified LLC .....	..DE.....	OTH.....	BAMR US Subholdings LLC .....	Management.....	..0.000 ....	Brookfield Wealth Solutions Ltd. ....	...NO.....	...13 ....
.0408 ...	Brookfield Wealth Solutions Group ....	.....00000 .....	.....	.....	.....	.....	BAMR BID III AIV LP .....	..DE.....	OTH.....	2022 Ceres Note Issuer LP .....	Ownership.....	..20.000 ....	Brookfield Wealth Solutions Ltd. ....	...NO.....	...13 ....
.0408 ...	Brookfield Wealth Solutions Group ....	.....00000 .....	.....	.....	.....	.....	RLS Series I Holdco LLC .....	..DE.....	OTH.....	American Equity Investment Life Insurance Company .....	Ownership.....	..54.500 ....	Brookfield Wealth Solutions Ltd. ....	...NO.....	...13 ....

STATEMENT AS OF MARCH 31, 2025 OF THE American National General Insurance Company

SCHEDULE Y

PART 1A - DETAILS OF INSURANCE HOLDING COMPANY SYSTEM

1	2	3	4	5	6	7	8	9	10	11	12	13	14	15	16
Group Code	Group Name	NAIC Company Code	ID Number	Federal RSSD	CIK	Name of Securities Exchange if Publicly Traded (U.S. or International)	Names of Parent, Subsidiaries Or Affiliates	Domi-ciliary Location	Relation-ship to Reporting Entity	Directly Controlled by (Name of Entity/Person)	Type of Control (Ownership, Board, Management, Attorney-in-Fact, Influence, Other)	If Control is Owner-ship Provide Percen-tage	Ultimate Controlling Entity(ies)/Person(s)	Is an SCA Filing Re-quired? (Yes/No)	*
. 0408 ...	Brookfield Wealth Solutions Group ....	..... 00000 ....					Gabetta 2024-1, LLC .....	.. DE.....	OTH.....	American National Insurance Company .....	Ownership.....	100.000 ...	Brookfield Wealth Solutions Ltd. ....	... NO.....	...13 ....
. 0408 ...	Brookfield Wealth Solutions Group ....	..... 00000 ....					Gabetta Interco 2024-1, LLC .....	.. DE.....	OTH.....	Gabetta 2024-1, LLC .....	Ownership.....	100.000 ...	Brookfield Wealth Solutions Ltd. ....	... NO.....	...13 ....
. 0408 ...	Brookfield Wealth Solutions Group ....	..... 00000 ....					BSI II BWS AIV LP .....	.. DE.....	OTH.....	BAMR US Holdings LLC .....	Ownership.....	100.000 ...	Brookfield Wealth Solutions Ltd. ....	... NO.....	...13 ....
. 0408 ...	Brookfield Wealth Solutions Group ....	..... 00000 ....					BEREC GP Limited .....	..BMJ.....	OTH.....	BAM Re UK Holdings Ltd. ....	Ownership.....	100.000 ...	Brookfield Wealth Solutions Ltd. ....	... NO.....	...13 ....
. 0408 ...	Brookfield Wealth Solutions Group ....	..... 00000 ....					BWS BSREP V KJ Ltd. ....	..BMJ.....	OTH.....	BAM Re Holdings Ltd. ....	Ownership.....	100.000 ...	Brookfield Wealth Solutions Ltd. ....	... NO.....	...13 ....
. 0408 ...	Brookfield Wealth Solutions Group ....	..... 00000 ....	33-2582913 ..				Fresno Farming LLC .....	.. DE.....	OTH.....	American Equity Investment Life Insurance Company .....	Ownership.....	100.000 ...	Brookfield Wealth Solutions Ltd. ....	... NO.....	...13 ....
. 0408 ...	Brookfield Wealth Solutions Group ....	..... 00000 ....					Boulder Reinsurance (Cayman) Ltd. ....	..CYM.....	OTH.....	American National Group Inc. ....	Ownership.....	100.000 ...	Brookfield Wealth Solutions Ltd. ....	... NO.....	...13 ....
. 0408 ...	Brookfield Wealth Solutions Group ....	..... 60739 ....	74-0484030 ..	1343722 ..			American National Insurance Company .....	.. TX.....	IA.....	American National Group Inc. ....	Ownership.....	100.000 ...	Brookfield Wealth Solutions Ltd. ....	... NO.....	...1 ....
. 0408 ...	Brookfield Wealth Solutions Group ....	..... 71773 ....	75-1016594 ..	1343731 ..			American National Life Insurance Company of Texas .....	.. TX.....	IA.....	American National Insurance Holdings, Inc. ....	Ownership.....	100.000 ...	Brookfield Wealth Solutions Ltd. ....	... NO.....	...1 ....
. 0408 ...	Brookfield Wealth Solutions Group ....	..... 63657 ....	22-1700753 ..				Garden State Life Insurance Company .....	.. TX.....	IA.....	American National Insurance Holdings, Inc. ....	Ownership.....	100.000 ...	Brookfield Wealth Solutions Ltd. ....	... NO.....	...1 ....
. 0408 ...	Brookfield Wealth Solutions Group ....	..... 63126 ....	14-1400831 ..				American National Life Insurance Company of New York .....	.. NY.....	IA.....	American National Insurance Holdings, Inc. ....	Ownership.....	100.000 ...	Brookfield Wealth Solutions Ltd. ....	... NO.....	...1 ....
. 0408 ...	Brookfield Wealth Solutions Group ....	..... 13803 ....	14-1415410 ..				Farm Family Casualty Insurance Company .....	.. NY.....	IA.....	American National Insurance Holdings, Inc. ....	Ownership.....	100.000 ...	Brookfield Wealth Solutions Ltd. ....	... NO.....	...1 ....
. 0408 ...	Brookfield Wealth Solutions Group ....	..... 29963 ....	14-1709872 ..				United Farm Family Insurance Company .....	.. NY.....	IA.....	American National Insurance Holdings, Inc. ....	Ownership.....	100.000 ...	Brookfield Wealth Solutions Ltd. ....	... NO.....	...1 ....
. 0408 ...	Brookfield Wealth Solutions Group ....	..... 28401 ....	43-1010895 ..	1343946 ..			American National Property and Casualty Company .....	.. NE.....	UDP.....	American National Property and Casualty Company .....	Ownership.....	100.000 ...	Brookfield Wealth Solutions Ltd. ....	... NO.....	...1 ....
. 0408 ...	Brookfield Wealth Solutions Group ....	..... 39942 ....	43-1223793 ..				American National General Insurance Company .....	.. NE.....	RE.....	American National Property and Casualty Company .....	Ownership.....	100.000 ...	Brookfield Wealth Solutions Ltd. ....	... NO.....	...1 ....
. 0408 ...	Brookfield Wealth Solutions Group ....	..... 29319 ....	43-0617723 ..				American National County Mutual Insurance Company .....	.. TX.....	IA.....	American National Insurance Company .....	Management.....	0.000 ....	Brookfield Wealth Solutions Ltd. ....	... NO.....	...1 ....
. 0408 ...	Brookfield Wealth Solutions Group ....	..... 10043 ....	75-2551212 ..				American National Lloyds Insurance Company .....	.. TX.....	IA.....	ANPAC Lloyds Insurance Management, Inc. ...	Attorney-In-Fact.....	0.000 ....	Brookfield Wealth Solutions Ltd. ....	... NO.....	...1 ....
. 0408 ...	Brookfield Wealth Solutions Group ....	..... 00000 ....	42-1447959 ..	3981379 ..	1039828 ..	NYSE	American National Group Inc. ....	.. DE.....	UIP.....	ANG MIDCO I LLC .....	Ownership.....	100.000 ...	Brookfield Wealth Solutions Ltd. ....	... NO.....	...1 ....
. 0408 ...	Brookfield Wealth Solutions Group ....	..... 00000 ....	88-4277274 ..				American National Insurance Holdings, Inc. ....	.. DE.....	UIP.....	American National Group Inc. ....	Ownership.....	100.000 ...	Brookfield Wealth Solutions Ltd. ....	... NO.....	...1 ....
. 0408 ...	Brookfield Wealth Solutions Group ....	..... 00000 ....	76-0457938 ..				ANTAC, LLC .....	.. TX.....	NIA.....	American National Group Inc. ....	Ownership.....	100.000 ...	Brookfield Wealth Solutions Ltd. ....	... NO.....	...1 ....
. 0408 ...	Brookfield Wealth Solutions Group ....	..... 00000 ....	74-2894432 ..				Alternative Benefit Management, Inc. ....	.. NV.....	NIA.....	American National Insurance Company .....	Ownership.....	100.000 ...	Brookfield Wealth Solutions Ltd. ....	... NO.....	...1 ....
. 0408 ...	Brookfield Wealth Solutions Group ....	..... 00000 ....	45-2475493 ..				ANICO Financial Services, Inc. ....	.. TX.....	NIA.....	American National Insurance Company .....	Ownership.....	100.000 ...	Brookfield Wealth Solutions Ltd. ....	... NO.....	...1 ....
. 0408 ...	Brookfield Wealth Solutions Group ....	..... 00000 ....	76-0356539 ..				American National Administrators, Inc. ....	.. TX.....	NIA.....	American National Insurance Holdings, Inc. ....	Ownership.....	100.000 ...	Brookfield Wealth Solutions Ltd. ....	... NO.....	...1 ....
. 0408 ...	Brookfield Wealth Solutions Group ....	..... 00000 ....	43-1071580 ..				American National Insurance Service Company .....	.. MO.....	NIA.....	American National Property and Casualty Company .....	Ownership.....	100.000 ...	Brookfield Wealth Solutions Ltd. ....	... NO.....	...1 ....
. 0408 ...	Brookfield Wealth Solutions Group ....	..... 00000 ....	88-2842497 ..				ANISCO of Washington, LLC .....	.. WA.....	NIA.....	American National Insurance Service Company .....	Ownership.....	100.000 ...	Brookfield Wealth Solutions Ltd. ....	... NO.....	...1 ....
. 0408 ...	Brookfield Wealth Solutions Group ....	..... 00000 ....	76-0442824 ..				ANPAC Lloyds Insurance Management, Inc. ....	.. TX.....	NIA.....	American National Property and Casualty Company .....	Ownership.....	100.000 ...	Brookfield Wealth Solutions Ltd. ....	... NO.....	...1 ....
. 0408 ...	Brookfield Wealth Solutions Group ....	..... 00000 ....	76-0620853 ..				ANIND TX, LLC .....	.. TX.....	NIA.....	ANDV 97, LLC .....	Ownership.....	100.000 ...	Brookfield Wealth Solutions Ltd. ....	... NO.....	...1 ....
. 0408 ...	Brookfield Wealth Solutions Group ....	..... 00000 ....	20-5822860 ..				ANREINV, LLC .....	.. TX.....	NIA.....	ANDV 97, LLC .....	Ownership.....	100.000 ...	Brookfield Wealth Solutions Ltd. ....	... NO.....	...1 ....
. 0408 ...	Brookfield Wealth Solutions Group ....	..... 00000 ....	76-0554942 ..				ANDV 97, LLC .....	.. TX.....	NIA.....	ANTAC, LLC .....	Ownership.....	100.000 ...	Brookfield Wealth Solutions Ltd. ....	... NO.....	...1 ....
. 0408 ...	Brookfield Wealth Solutions Group ....	..... 00000 ....	45-5303462 ..				ANICO Eagle, LLC .....	.. TX.....	NIA.....	ANTAC, LLC .....	Ownership.....	100.000 ...	Brookfield Wealth Solutions Ltd. ....	... NO.....	...1 ....
. 0408 ...	Brookfield Wealth Solutions Group ....	..... 00000 ....					AN/CAN Investments, Inc. ....	..CAN.....	NIA.....	ANTAC, LLC .....	Ownership.....	100.000 ...	Brookfield Wealth Solutions Ltd. ....	... NO.....	...1 ....
. 0408 ...	Brookfield Wealth Solutions Group ....	..... 00000 ....	98-1674569 ..				Freestone Re Ltd. ....	..BMJ.....	IA.....	American National Group Inc. ....	Ownership.....	100.000 ...	Brookfield Wealth Solutions Ltd. ....	... NO.....	...1 ....
. 0408 ...	Brookfield Wealth Solutions Group ....	..... 00000 ....	76-0178253 ..				South Shore Harbour Development, LLC .....	.. TX.....	NIA.....	ANTAC, LLC .....	Ownership.....	100.000 ...	Brookfield Wealth Solutions Ltd. ....	... NO.....	...1 ....
. 0408 ...	Brookfield Wealth Solutions Group ....	..... 00000 ....	20-0610755 ..				Standard Plus, Inc. ....	.. TX.....	NIA.....	American National Insurance Holdings, Inc. ....	Ownership.....	100.000 ...	Brookfield Wealth Solutions Ltd. ....	... NO.....	...1 ....
. 0408 ...	Brookfield Wealth Solutions Group ....	..... 00000 ....	80-0947060 ..				Town Center Partners, Ltd. ....	.. TX.....	NIA.....	TC Blvd. Partners, LLC .....	Management.....	0.000 ....	Brookfield Wealth Solutions Ltd. ....	... NO.....	...1 ....
. 0408 ...	Brookfield Wealth Solutions Group ....	..... 00000 ....	76-0444990 ..				Town and Country Partnership .....	.. TX.....	NIA.....	ANDV 97, LLC .....	Ownership.....	72.200 ...	Brookfield Wealth Solutions Ltd. ....	... NO.....	...1 ....
. 0408 ...	Brookfield Wealth Solutions Group ....	..... 00000 ....	46-3426560 ..				TC Blvd. Partners, LLC .....	.. TX.....	NIA.....	ANICO Eagle, LLC .....	Ownership.....	87.700 ...	Brookfield Wealth Solutions Ltd. ....	... NO.....	...1 ....

STATEMENT AS OF MARCH 31, 2025 OF THE American National General Insurance Company

SCHEDULE Y  
PART 1A - DETAILS OF INSURANCE HOLDING COMPANY SYSTEM

1	2	3	4	5	6	7	8	9	10	11	12	13	14	15	16
Group Code	Group Name	NAIC Company Code	ID Number	Federal RSSD	CIK	Name of Securities Exchange if Publicly Traded (U.S. or International)	Names of Parent, Subsidiaries Or Affiliates	Domi-ciliary Location	Relation-ship to Reporting Entity	Directly Controlled by (Name of Entity/Person)	Type of Control (Ownership, Board, Management, Attorney-in-Fact, Influence, Other)	If Control is Owner-ship Provide Percen-tage	Ultimate Controlling Entity(ies)/Person(s)	Is an SCA Filing Re-quired? (Yes/No)	*
. 0408 ...	Brookfield Wealth Solutions Group ....	.....00000 ....	46-3432650 ..				TC Blvd. Partners II, LLC .....	.. TX.....	.....NIA.....	ANICO Eagle, LLC .....	Ownership.....	..95.000 ....	Brookfield Wealth Solutions Ltd. ....	....NO.....	....1 .....
. 0408 ...	Brookfield Wealth Solutions Group ....	.....00000 ....	20-8243164 ..				MRPL Retail Partners, Ltd. (Shops at Bella Terra) .....	.. TX.....	.....NIA.....	ANICO Eagle, LLC .....	Ownership.....	..100.000 ....	Brookfield Wealth Solutions Ltd. ....	....NO.....	....1 .....
. 0408 ...	Brookfield Wealth Solutions Group ....	.....00000 ....	20-4937509 ..				Germann Road Land Development, LLC .....	.. CO.....	.....NIA.....	ANICO Eagle, LLC .....	Ownership.....	..100.000 ....	Brookfield Wealth Solutions Ltd. ....	....NO.....	....1 .....
. 0408 ...	Brookfield Wealth Solutions Group ....	.....00000 ....	83-2964071 ..				Eagle Tri County LLC .....	.. TX.....	.....NIA.....	Eagle IND., LP .....	Ownership.....	..100.000 ....	Brookfield Wealth Solutions Ltd. ....	....NO.....	....1 .....
. 0408 ...	Brookfield Wealth Solutions Group ....	.....00000 ....	76-0621069 ..				Eagle IND., L.P. ....	.. TX.....	.....NIA.....	ANIND TX, LLC .....	Management.....	..0.000 ....	Brookfield Wealth Solutions Ltd. ....	....NO.....	....1 .....
. 0408 ...	Brookfield Wealth Solutions Group ....	.....00000 ....	83-2990147 ..				Eagle Burleson Park LLC .....	.. TX.....	.....NIA.....	Eagle IND., LP .....	Ownership.....	..100.000 ....	Brookfield Wealth Solutions Ltd. ....	....NO.....	....1 .....
. 0408 ...	Brookfield Wealth Solutions Group ....	.....00000 ....					Chipman Industrial Park No. 1 Inc. ....	..CAN.....	.....NIA.....	Chipman Development Corporation .....	Ownership.....	..100.000 ....	Brookfield Wealth Solutions Ltd. ....	....NO.....	....1 .....
. 0408 ...	Brookfield Wealth Solutions Group ....	.....00000 ....					Chipman Holdings, Inc. ....	..CAN.....	.....NIA.....	AN/CAN Investments, Inc. ....	Ownership.....	..100.000 ....	Brookfield Wealth Solutions Ltd. ....	....NO.....	....1 .....
. 0408 ...	Brookfield Wealth Solutions Group ....	.....00000 ....					Chipman Development Corporation .....	..CAN.....	.....NIA.....	AN/CAN Investments, Inc. ....	Ownership.....	..100.000 ....	Brookfield Wealth Solutions Ltd. ....	....NO.....	....1 .....
. 0408 ...	Brookfield Wealth Solutions Group ....	.....00000 ....					Canadian Cottage Company Ltd. ....	..CAN.....	.....NIA.....	Chipman Holdings, Inc. ....	Ownership.....	..100.000 ....	Brookfield Wealth Solutions Ltd. ....	....NO.....	....1 .....
. 0408 ...	Brookfield Wealth Solutions Group ....	.....00000 ....	93-2850635 ..				American National Group Services, LLC .....	..DE.....	.....NIA.....	American National Group Inc. ....	Ownership.....	..100.000 ....	Brookfield Wealth Solutions Ltd. ....	....NO.....	....1 .....
. 0408 ...	Brookfield Wealth Solutions Group ....	.....00000 ....					ANTAC Core CRE, LLC .....	.. TX.....	.....OTH.....	ANTAC, LLC .....	Ownership.....	..100.000 ....	Brookfield Wealth Solutions Ltd. ....	....NO.....	....13 ....
. 0408 ...	Brookfield Wealth Solutions Group ....	.....00000 ....	98-1737422 ..				Family Core Holdings Ltd. ....	..CYM.....	.....OTH.....	Farm Family Casualty Insurance Company ...	Ownership.....	..100.000 ....	Brookfield Wealth Solutions Ltd. ....	....NO.....	....13 ....
. 0408 ...	Brookfield Wealth Solutions Group ....	.....00000 ....					South Shore Service Center, LLC .....	.. TX.....	.....NIA.....	Farm Family Casualty Insurance Company ...	Ownership.....	..100.000 ....	Brookfield Wealth Solutions Ltd. ....	....NO.....	....1 .....
. 0408 ...	Brookfield Wealth Solutions Group ....	.....00000 ....	26-4431276 ..				ANCAP Jasper, LLC .....	.. SC.....	.....NIA.....	ANICO Eagle, LLC .....	Ownership.....	..100.000 ....	Brookfield Wealth Solutions Ltd. ....	....NO.....	....1 .....
. 0408 ...	Brookfield Wealth Solutions Group ....	.....00000 ....	26-4730727 ..				ANCAP Jasper II, LLC .....	.. SC.....	.....NIA.....	ANICO Eagle, LLC .....	Ownership.....	..100.000 ....	Brookfield Wealth Solutions Ltd. ....	....NO.....	....1 .....
. 0408 ...	Brookfield Wealth Solutions Group ....	.....00000 ....	99-0897384 ..				ANICO RE0 LLC .....	.. TX.....	.....NIA.....	American National Insurance Company .....	Ownership.....	..100.000 ....	Brookfield Wealth Solutions Ltd. ....	....NO.....	....1 .....
. 0408 ...	Brookfield Wealth Solutions Group ....	.....00000 ....	99-1888471 ..				ANICO RE0 C2 Owner LLC .....	.. TX.....	.....NIA.....	American National Insurance Company .....	Ownership.....	..100.000 ....	Brookfield Wealth Solutions Ltd. ....	....NO.....	....1 .....
. 0408 ...	Brookfield Wealth Solutions Group ....	.....00000 ....	99-1291933 ..				ANICO RE0 St. James Owner LLC .....	.. TX.....	.....NIA.....	American National Insurance Company .....	Ownership.....	..100.000 ....	Brookfield Wealth Solutions Ltd. ....	....NO.....	....1 .....
. 0408 ...	Brookfield Wealth Solutions Group ....	.....00000 ....					1363015 Alberta Ltd. ....	..CAN.....	.....NIA.....	Chipman Development Corporation .....	Ownership.....	..100.000 ....	Brookfield Wealth Solutions Ltd. ....	....NO.....	....1 .....
. 0408 ...	Brookfield Wealth Solutions Group ....	.....00000 ....	20-8668116 ..				121 Village, Ltd. ....	.. TX.....	.....NIA.....	ANREINV, LLC .....	Management.....	..0.000 ....	Brookfield Wealth Solutions Ltd. ....	....NO.....	....1 .....
. 0408 ...	Brookfield Wealth Solutions Group ....	.....00000 ....	36-4814921 ..				121 Village Lots 2/3, Ltd. ....	.. TX.....	.....NIA.....	ANREINV, LLC .....	Management.....	..0.000 ....	Brookfield Wealth Solutions Ltd. ....	....NO.....	....1 .....
. 0408 ...	Brookfield Wealth Solutions Group ....	.....00000 ....	87-3288802 ..				121 Village Corner Development, Ltd. ....	.. TX.....	.....NIA.....	ANREINV, LLC .....	Management.....	..0.000 ....	Brookfield Wealth Solutions Ltd. ....	....NO.....	....1 .....
. 0408 ...	Brookfield Wealth Solutions Group ....	.....00000 ....					BOULDER REINSURANCE (CAYMAN) LTD .....	..CYM.....	.....OTH.....	American National Group Inc. ....	Ownership.....	..100.000 ....	Brookfield Wealth Solutions Ltd. ....	....NO.....	....13 ....
. 0408 ...	Brookfield Wealth Solutions Group ....	.....00000 ....	99-5016931 ..				American National Assignment Company LLC ....	.. TX.....	.....NIA.....	American National Insurance Company .....	Ownership.....	..100.000 ....	Brookfield Wealth Solutions Ltd. ....	....NO.....	....1 .....
. 0408 ...	Brookfield Wealth Solutions Group ....	.....00000 ....					AE Paces GP, LLC .....	.. TX.....	.....NIA.....	ANICO Eagle, LLC .....	Ownership.....	..100.000 ....	Brookfield Wealth Solutions Ltd. ....	....NO.....	....1 .....
. 0408 ...	Brookfield Wealth Solutions Group ....	.....00000 ....					Griffin Topco LLC .....	..DE.....	.....OTH.....	American National Insurance Company .....	Ownership.....	..100.000 ....	Brookfield Wealth Solutions Ltd. ....	....NO.....	....13 ....
. 0408 ...	Brookfield Wealth Solutions Group ....	.....00000 ....					Griffin Subco LLC .....	..DE.....	.....OTH.....	Griffin Topco LLC .....	Ownership.....	..100.000 ....	Brookfield Wealth Solutions Ltd. ....	....NO.....	....13 ....
. 0408 ...	Brookfield Wealth Solutions Group ....	.....00000 ....					AE Livermore GP, LLC .....	.. TX.....	.....NIA.....	ANICO Eagle, LLC .....	Ownership.....	..100.000 ....	Brookfield Wealth Solutions Ltd. ....	....NO.....	....1 .....
. 0408 ...	Brookfield Wealth Solutions Group ....	.....00000 ....					AE Capstone GP, LLC .....	.. TX.....	.....NIA.....	ANICO Eagle, LLC .....	Ownership.....	..100.000 ....	Brookfield Wealth Solutions Ltd. ....	....NO.....	....1 .....
. 0408 ...	Brookfield Wealth Solutions Group ....	.....92738 ....	42-1153896 ..				American Equity Investment Life Insurance Company .....	.. IA.....	.....IA.....	American National Group Inc. ....	Ownership.....	..100.000 ....	Brookfield Wealth Solutions Ltd. ....	....NO.....	....1 .....
. 0408 ...	Brookfield Wealth Solutions Group ....	.....11135 ....	22-3762465 ..				American Equity Investment Life Insurance Company of New York .....	.. NY.....	.....IA.....	American Equity Investment Life Insurance Company .....	Ownership.....	..100.000 ....	Brookfield Wealth Solutions Ltd. ....	....NO.....	....1 .....
. 0408 ...	Brookfield Wealth Solutions Group ....	.....13183 ....	26-3218907 ..				Eagle Life Insurance Company .....	.. IA.....	.....IA.....	American Equity Investment Life Insurance Company .....	Ownership.....	..100.000 ....	Brookfield Wealth Solutions Ltd. ....	....NO.....	....1 .....
. 0408 ...	Brookfield Wealth Solutions Group ....	.....17189 ....	87-2625017 ..				AEL Re Vermont, Inc. ....	.. VT.....	.....IA.....	American Equity Investment Life Insurance Company .....	Ownership.....	..100.000 ....	Brookfield Wealth Solutions Ltd. ....	....NO.....	....1 .....
. 0408 ...	Brookfield Wealth Solutions Group ....	.....17553 ....	93-3948200 ..				AEL Re Vermont II, Inc. ....	.. VT.....	.....IA.....	American Equity Investment Life Insurance Company .....	Ownership.....	..100.000 ....	Brookfield Wealth Solutions Ltd. ....	....NO.....	....1 .....
. 0408 ...	Brookfield Wealth Solutions Group ....	.....17722 ....	33-1590174 ..				AEL Re Vermont III, Inc. ....	.. VT.....	.....IA.....	American National Group Inc. ....	Ownership.....	..100.000 ....	Brookfield Wealth Solutions Ltd. ....	....NO.....	....1 .....
. 0408 ...	Brookfield Wealth Solutions Group ....	.....71323 ....	75-1168687 ..				Entrada Life Insurance Company .....	.. AZ.....	.....IA.....	American National Group Inc. ....	Ownership.....	..100.000 ....	Brookfield Wealth Solutions Ltd. ....	....NO.....	....1 .....
. 0408 ...	Brookfield Wealth Solutions Group ....	.....00000 ....	27-0413288 ..				AERL, LC .....	.. IA.....	.....NIA.....	American Equity Investment Life Insurance Company .....	Ownership.....	..100.000 ....	Brookfield Wealth Solutions Ltd. ....	....NO.....	....1 .....
. 0408 ...	Brookfield Wealth Solutions Group ....	.....00000 ....	88-0711676 ..				BH JV Multifamily Investors, LLC .....	..DE.....	.....NIA.....	Company .....	Ownership.....	..95.000 ....	Brookfield Wealth Solutions Ltd. ....	....NO.....	....1 .....
. 0408 ...	Brookfield Wealth Solutions Group ....	.....00000 ....					Vantage at Westover Parent, LLC .....	..DE.....	.....NIA.....	BH JV Multifamily Investors, LLC .....	Ownership.....	..85.560 ....	Brookfield Wealth Solutions Ltd. ....	....NO.....	....1 .....
. 0408 ...	Brookfield Wealth Solutions Group ....	.....00000 ....					Stonecastle Apartments Holdings, LLC .....	..DE.....	.....NIA.....	BH JV Multifamily Investors, LLC .....	Ownership.....	..80.020 ....	Brookfield Wealth Solutions Ltd. ....	....NO.....	....1 .....

STATEMENT AS OF MARCH 31, 2025 OF THE American National General Insurance Company

SCHEDULE Y

PART 1A - DETAILS OF INSURANCE HOLDING COMPANY SYSTEM

1	2	3	4	5	6	7	8	9	10	11	12	13	14	15	16
Group Code	Group Name	NAIC Company Code	ID Number	Federal RSSD	CIK	Name of Securities Exchange if Publicly Traded (U.S. or International)	Names of Parent, Subsidiaries Or Affiliates	Domi-ciliary Location	Relation-ship to Reporting Entity	Directly Controlled by (Name of Entity/Person)	Type of Control (Ownership, Board, Management, Attorney-in-Fact, Influence, Other)	If Control is Owner-ship Provide Percen-tage	Ultimate Controlling Entity(ies)/Person(s)	Is an SCA Filing Re-quired? (Yes/No)	*
. 0408 ...	Brookfield Wealth Solutions Group ...	.... 00000 ...	.....	.....	.....	.....	Residential Investment Trust .....	.. DE.....	..... NIA.....	American Equity Investment Life Insurance Company .....	Ownership.....	.. 100.000 ...	Brookfield Wealth Solutions Ltd. ....	... NO.....	... 1 .....
. 0408 ...	Brookfield Wealth Solutions Group ...	.... 00000 ...	.....	.....	.....	.....	Residential Investment Trust III .....	.. DE.....	..... NIA.....	American Equity Investment Life Insurance Company .....	Ownership.....	.. 100.000 ...	Brookfield Wealth Solutions Ltd. ....	... NO.....	... 1 .....
. 0408 ...	Brookfield Wealth Solutions Group ...	.... 00000 ...	.....	.....	.....	.....	Residential Investment Trust IV .....	.. DE.....	..... NIA.....	American Equity Investment Life Insurance Company .....	Ownership.....	.. 100.000 ...	Brookfield Wealth Solutions Ltd. ....	... NO.....	... 1 .....
. 0408 ...	Brookfield Wealth Solutions Group ...	.... 00000 ...	.....	.....	.....	.....	Residential Investment Trust –Berm FW .....	.. DE.....	..... NIA.....	American Equity Investment Life Insurance Company .....	Ownership.....	.. 100.000 ...	Brookfield Wealth Solutions Ltd. ....	... NO.....	... 1 .....
. 0408 ...	Brookfield Wealth Solutions Group ...	.... 00000 ...	.....	.....	.....	.....	Residential Investment Trust III – Berm FW ..	.. DE.....	..... NIA.....	American Equity Investment Life Insurance Company .....	Ownership.....	.. 100.000 ...	Brookfield Wealth Solutions Ltd. ....	... NO.....	... 1 .....
. 0408 ...	Brookfield Wealth Solutions Group ...	.... 00000 ...	.....	.....	.....	.....	Residential Investment Trust IV – Berm FW ..	.. DE.....	..... NIA.....	American Equity Investment Life Insurance Company .....	Ownership.....	.. 100.000 ...	Brookfield Wealth Solutions Ltd. ....	... NO.....	... 1 .....
. 0408 ...	Brookfield Wealth Solutions Group ...	.... 00000 ...	.....	.....	.....	.....	Residential Investment Trust III – Verm FW ..	.. DE.....	..... NIA.....	American Equity Investment Life Insurance Company .....	Ownership.....	.. 100.000 ...	Brookfield Wealth Solutions Ltd. ....	... NO.....	... 1 .....
. 0408 ...	Brookfield Wealth Solutions Group ...	.... 00000 ...	.....	.....	.....	.....	ISQ Ace Fund, LLC .....	.. DE.....	..... NIA.....	American Equity Investment Life Insurance Company .....	Ownership.....	.. 98.000 ...	Brookfield Wealth Solutions Ltd. ....	... NO.....	... 1 .....
. 0408 ...	Brookfield Wealth Solutions Group ...	.... 00000 ...	92-1992151 ..	.....	.....	.....	BH JV (Berm FW) Multifamily Investors, LLC ..	.. DE.....	..... NIA.....	American Equity Investment Life Insurance Company .....	Ownership.....	.. 95.000 ...	Brookfield Wealth Solutions Ltd. ....	... NO.....	... 1 .....
. 0408 ...	Brookfield Wealth Solutions Group ...	.... 00000 ...	92-1610110 ..	.....	.....	.....	Ace Fund Holdings LLC .....	.. DE.....	..... NIA.....	American Equity Investment Life Insurance Company .....	Ownership.....	.. 92.900 ...	Brookfield Wealth Solutions Ltd. ....	... NO.....	... 1 .....
. 0408 ...	Brookfield Wealth Solutions Group ...	.... 00000 ...	.....	.....	.....	.....	Vantage at Westover Parent, LLC .....	.. DE.....	..... NIA.....	BH JV (Berm FW) Multifamily Investors, LLC .....	Ownership.....	.. 14.440 ...	Brookfield Wealth Solutions Ltd. ....	... NO.....	... 1 .....
. 0408 ...	Brookfield Wealth Solutions Group ...	.... 00000 ...	.....	.....	.....	.....	Vantage at Westover Owner, LLC .....	.. DE.....	..... NIA.....	Vantage at Westover Parent, LLC .....	Ownership.....	.. 100.000 ...	Brookfield Wealth Solutions Ltd. ....	... NO.....	... 1 .....
. 0408 ...	Brookfield Wealth Solutions Group ...	.... 00000 ...	.....	.....	.....	.....	Stonecastle Apartments Holdings, LLC .....	.. DE.....	..... NIA.....	BH JV (Berm FW) Multifamily Investors, LLC .....	Ownership.....	.. 19.980 ...	Brookfield Wealth Solutions Ltd. ....	... NO.....	... 1 .....
. 0408 ...	Brookfield Wealth Solutions Group ...	.... 00000 ...	.....	.....	.....	.....	PBJ Stonecastle, LLC .....	.. DE.....	..... NIA.....	Stonecastle Apartments Holdings, LLC .....	Ownership.....	.. 100.000 ...	Brookfield Wealth Solutions Ltd. ....	... NO.....	... 1 .....
. 0408 ...	Brookfield Wealth Solutions Group ...	.... 00000 ...	88-4253582 ..	.....	.....	.....	M-A LPI Holdings, LLC .....	.. DE.....	..... NIA.....	American Equity Investment Life Insurance Company .....	Ownership.....	.. 84.270 ...	Brookfield Wealth Solutions Ltd. ....	... NO.....	... 1 .....
. 0408 ...	Brookfield Wealth Solutions Group ...	.... 00000 ...	.....	.....	.....	.....	Residential Investment Trust II .....	.. DE.....	..... NIA.....	Eagle Life Insurance Company .....	Ownership.....	.. 100.000 ...	Brookfield Wealth Solutions Ltd. ....	... NO.....	... 1 .....
. 0408 ...	Brookfield Wealth Solutions Group ...	.... 00000 ...	.....	.....	.....	.....	Residential Investment Trust III-E .....	.. DE.....	..... NIA.....	Eagle Life Insurance Company .....	Ownership.....	.. 100.000 ...	Brookfield Wealth Solutions Ltd. ....	... NO.....	... 1 .....
. 0408 ...	Brookfield Wealth Solutions Group ...	.... 00000 ...	.....	.....	.....	.....	Residential Investment Trust V .....	.. DE.....	..... NIA.....	Eagle Life Insurance Company .....	Ownership.....	.. 100.000 ...	Brookfield Wealth Solutions Ltd. ....	... NO.....	... 1 .....
. 0408 ...	Brookfield Wealth Solutions Group ...	.... 00000 ...	88-4253582 ..	.....	.....	.....	M-A LPI Holdings, LLC .....	.. DE.....	..... NIA.....	Eagle Life Insurance Company .....	Ownership.....	.. 5.730 ...	Brookfield Wealth Solutions Ltd. ....	... NO.....	... 1 .....
. 0408 ...	Brookfield Wealth Solutions Group ...	.... 00000 ...	88-4247932 ..	.....	.....	.....	M-LPI Resort Holdings, LLC .....	.. DE.....	..... NIA.....	M-A LPI Holdings, LLC .....	Ownership.....	.. 80.000 ...	Brookfield Wealth Solutions Ltd. ....	... NO.....	... 1 .....
. 0408 ...	Brookfield Wealth Solutions Group ...	.... 00000 ...	92-1610110 ..	.....	.....	.....	Ace Fund Holdings LLC .....	.. DE.....	..... NIA.....	Eagle Life Insurance Company .....	Ownership.....	.. 7.100 ...	Brookfield Wealth Solutions Ltd. ....	... NO.....	... 1 .....
. 0408 ...	Brookfield Wealth Solutions Group ...	.... 00000 ...	92-0856342 ..	.....	.....	.....	M-LPI Resort Owner, LLC .....	.. DE.....	..... NIA.....	M-LPI Resort Holdings, LLC .....	Ownership.....	.. 100.000 ...	Brookfield Wealth Solutions Ltd. ....	... NO.....	... 1 .....
. 0408 ...	Brookfield Wealth Solutions Group ...	.... 00000 ...	85-4289437 ..	.....	.....	.....	AE Capital, LLC .....	.. IA.....	..... NIA.....	American National Group Inc. ....	Ownership.....	.. 100.000 ...	Brookfield Wealth Solutions Ltd. ....	... NO.....	... 1 .....
. 0408 ...	Brookfield Wealth Solutions Group ...	.... 00000 ...	98-1640447 ..	.....	.....	.....	AEL Re Bermuda Ltd .....	.. BMU.....	..... IA.....	American National Group Inc. ....	Ownership.....	.. 100.000 ...	Brookfield Wealth Solutions Ltd. ....	... NO.....	... 1 .....
. 0408 ...	Brookfield Wealth Solutions Group ...	.... 00000 ...	42-6593040 ..	.....	.....	.....	American Equity Capital Trust II .....	.. DE.....	..... NIA.....	American National Group Inc. ....	Ownership.....	.. 100.000 ...	Brookfield Wealth Solutions Ltd. ....	... NO.....	... 1 .....
. 0408 ...	Brookfield Wealth Solutions Group ...	.... 00000 ...	42-1461598 ..	.....	.....	.....	American Equity Investment Properties, L.C. ....	.. IA.....	..... NIA.....	American National Group Inc. ....	Ownership.....	.. 100.000 ...	Brookfield Wealth Solutions Ltd. ....	... NO.....	... 1 .....
. 0408 ...	Brookfield Wealth Solutions Group ...	.... 00000 ...	86-1532673 ..	.....	.....	.....	High Trestle Investment Management, LLC .....	.. IA.....	..... NIA.....	American National Group Inc. ....	Ownership.....	.. 100.000 ...	Brookfield Wealth Solutions Ltd. ....	... NO.....	... 1 .....
. 0408 ...	Brookfield Wealth Solutions Group ...	.... 00000 ...	88-3749240 ..	.....	.....	.....	North Wolf Bay Holdings, LLC .....	.. DE.....	..... NIA.....	American National Group Inc. ....	Ownership.....	.. 100.000 ...	Brookfield Wealth Solutions Ltd. ....	... NO.....	... 1 .....
. 0408 ...	Brookfield Wealth Solutions Group ...	.... 00000 ...	87-2713076 ..	.....	.....	.....	NC Securities Holdco, LLC .....	.. NC.....	..... NIA.....	American National Group Inc. ....	Ownership.....	.. 100.000 ...	Brookfield Wealth Solutions Ltd. ....	... NO.....	... 1 .....
. 0408 ...	Brookfield Wealth Solutions Group ...	.... 00000 ...	88-1750592 ..	.....	.....	.....	BVentures ClinicCo S-B, LLC .....	.. DE.....	..... OTH.....	Chamberlain Blane 2023-1 LLC .....	Ownership.....	.. 85.990 ...	Brookfield Wealth Solutions Ltd. ....	... NO.....	... 13 ...
. 0408 ...	Brookfield Wealth Solutions Group ...	.... 00000 ...	88-3743138 ..	.....	.....	.....	AEL Financial Services, LLC .....	.. NC.....	..... NIA.....	NC Securities Holdco, LLC .....	Ownership.....	.. 100.000 ...	Brookfield Wealth Solutions Ltd. ....	... NO.....	... 1 .....
. 0408 ...	Brookfield Wealth Solutions Group ...	.... 00000 ...	89-0214719 ..	.....	.....	.....	Argo Group International Holdings, Inc. ....	.. DE.....	..... NIA.....	BNRE Triangle Acquisition Inc. ....	Ownership.....	.. 100.000 ...	Brookfield Wealth Solutions Ltd. ....	... NO.....	... 1 .....
. 0408 ...	Brookfield Wealth Solutions Group ...	.... 00000 ...	30-6079295 ..	.....	.....	.....	PXRE Capital Statutory Trust II .....	.. CT.....	..... OTH.....	Argo Group International Holdings, Inc. ...	Ownership.....	.. 100.000 ...	Brookfield Wealth Solutions Ltd. ....	... NO.....	... 1 .....
. 0408 ...	Brookfield Wealth Solutions Group ...	.... 00000 ...	30-6078985 ..	.....	.....	.....	PXRE Capital Statutory Trust VI .....	.. DE.....	..... OTH.....	Argo Group International Holdings, Inc. ...	Ownership.....	.. 100.000 ...	Brookfield Wealth Solutions Ltd. ....	... NO.....	... 1 .....
. 0408 ...	Brookfield Wealth Solutions Group ...	.... 00000 ...	.....	.....	.....	.....	Ariel Re Property & Casualty .....	.. GBR.....	..... NIA.....	Argo Group International Holdings, Inc. ...	Ownership.....	.. 100.000 ...	Brookfield Wealth Solutions Ltd. ....	... NO.....	... 1 .....
. 0408 ...	Brookfield Wealth Solutions Group ...	.... 00000 ...	98-0518572 ..	.....	.....	.....	Argo Re Ltd. ....	.. BMU.....	..... NIA.....	Argo Group International Holdings, Inc. ...	Ownership.....	.. 100.000 ...	Brookfield Wealth Solutions Ltd. ....	... NO.....	... 1 .....
. 0408 ...	Brookfield Wealth Solutions Group ...	.... 00000 ...	98-0214301 ..	.....	.....	.....	PXRE Reinsurance (Barbados), Ltd. ....	.. BRB.....	..... NIA.....	Argo Re Ltd. ....	Ownership.....	.. 100.000 ...	Brookfield Wealth Solutions Ltd. ....	... NO.....	... 1 .....

STATEMENT AS OF MARCH 31, 2025 OF THE American National General Insurance Company

SCHEDULE Y  
PART 1A - DETAILS OF INSURANCE HOLDING COMPANY SYSTEM

1	2	3	4	5	6	7	8	9	10	11	12 Type of Control (Ownership, Board, Management, Attorney-in-Fact, Influence, Other)	13 If Control is Owner- ship Provide Percen- tage	14 Ultimate Controlling Entity(ies)/Person(s)	15 Is an SCA Filing Re- quired? (Yes/No)	16 *
Group Code	Group Name	NAIC Company Code	ID Number	Federal RSSD	CIK	Name of Securities Exchange if Publicly Traded (U.S. or International)	Names of Parent, Subsidiaries Or Affiliates	Domi- ciliary Loca- tion	Rela- tion- ship to Reporting Entity	Directly Controlled by (Name of Entity/Person)					
. 0408 ...	Brookfield Wealth Solutions Group ....	..... 00000 ....	.....	.....	.....	.....	Argo Re Escritório de Representação no Brasil Ltda.	..BRA.....	.....NIA.....	Argo Re Ltd. ....	Ownership.....	...100.000 ...	Brookfield Wealth Solutions Ltd. ....	...NO.....	...1 ....
. 0408 ...	Brookfield Wealth Solutions Group ....	..... 00000 ....	.....	.....	.....	.....	Argo Insurance Services Bermuda, Ltd. ....	..BMU.....	.....NIA.....	Argo Re Ltd. ....	Ownership.....	...100.000 ...	Brookfield Wealth Solutions Ltd. ....	...NO.....	...1 ....
. 0408 ...	Brookfield Wealth Solutions Group ....	..... 00000 ....	98-0618574 ..	.....	.....	.....	Argo Irish Holdings I Ltd. ....	..BMU.....	.....OTH.....	Argo Re Ltd. ....	Ownership.....	...100.000 ...	Brookfield Wealth Solutions Ltd. ....	...NO.....	...1 ....
. 0408 ...	Brookfield Wealth Solutions Group ....	..... 00000 ....	98-0655693 ..	.....	.....	.....	Argo Irish Holdings II ....	..BMU.....	.....OTH.....	Argo Irish Holdings I Ltd. ....	Ownership.....	...100.000 ...	Brookfield Wealth Solutions Ltd. ....	...NO.....	...1 ....
. 0408 ...	Brookfield Wealth Solutions Group ....	..... 00000 ....	.....	.....	.....	.....	Argo International Holdings Limited ....	..GBR.....	.....NIA.....	Argo Re Ltd. ....	Ownership.....	...100.000 ...	Brookfield Wealth Solutions Ltd. ....	...NO.....	...1 ....
. 0408 ...	Brookfield Wealth Solutions Group ....	..... 00000 ....	.....	.....	.....	.....	ArgoGlobal Assicurazioni S.p.A. ....	..ITA.....	.....IA.....	Argo International Holdings Limited ....	Ownership.....	...100.000 ...	Brookfield Wealth Solutions Ltd. ....	...NO.....	...1 ....
. 0408 ...	Brookfield Wealth Solutions Group ....	..... 00000 ....	06-1183996 ..	.....	.....	.....	Argo Group US, Inc. ....	..DE.....	.....NIA.....	Argo Financial Holding (Ireland) UC ....	Ownership.....	...100.000 ...	Brookfield Wealth Solutions Ltd. ....	...NO.....	...1 ....
. 0408 ...	Brookfield Wealth Solutions Group ....	..... 00000 ....	74-6527228 ..	.....	.....	.....	Argonaut Group Statutory Trust ....	..CT.....	.....OTH.....	Argo Group US, Inc. ....	Ownership.....	...100.000 ...	Brookfield Wealth Solutions Ltd. ....	...NO.....	...1 ....
. 0408 ...	Brookfield Wealth Solutions Group ....	..... 00000 ....	.....	.....	.....	.....	Argonaut Group Statutory Trust III ....	..DE.....	.....OTH.....	Argo Group US, Inc. ....	Ownership.....	...100.000 ...	Brookfield Wealth Solutions Ltd. ....	...NO.....	...1 ....
. 0408 ...	Brookfield Wealth Solutions Group ....	..... 00000 ....	.....	.....	.....	.....	Argonaut Group Statutory Trust IV ....	..DE.....	.....OTH.....	Argo Group US, Inc. ....	Ownership.....	...100.000 ...	Brookfield Wealth Solutions Ltd. ....	...NO.....	...1 ....
. 0408 ...	Brookfield Wealth Solutions Group ....	..... 00000 ....	.....	.....	.....	.....	Argonaut Group Statutory Trust V ....	..DE.....	.....OTH.....	Argo Group US, Inc. ....	Ownership.....	...100.000 ...	Brookfield Wealth Solutions Ltd. ....	...NO.....	...1 ....
. 0408 ...	Brookfield Wealth Solutions Group ....	..... 00000 ....	.....	.....	.....	.....	Argonaut Group Statutory Trust VI ....	..CT.....	.....OTH.....	Argo Group US, Inc. ....	Ownership.....	...100.000 ...	Brookfield Wealth Solutions Ltd. ....	...NO.....	...1 ....
. 0408 ...	Brookfield Wealth Solutions Group ....	..... 00000 ....	.....	.....	.....	.....	Argonaut Group Statutory Trust VII ....	..DE.....	.....OTH.....	Argo Group US, Inc. ....	Ownership.....	...100.000 ...	Brookfield Wealth Solutions Ltd. ....	...NO.....	...1 ....
. 0408 ...	Brookfield Wealth Solutions Group ....	..... 00000 ....	.....	.....	.....	.....	Argonaut Group Statutory Trust VIII ....	..DE.....	.....OTH.....	Argo Group US, Inc. ....	Ownership.....	...100.000 ...	Brookfield Wealth Solutions Ltd. ....	...NO.....	...1 ....
. 0408 ...	Brookfield Wealth Solutions Group ....	..... 00000 ....	.....	.....	.....	.....	Argonaut Group Statutory Trust IX ....	..DE.....	.....OTH.....	Argo Group US, Inc. ....	Ownership.....	...100.000 ...	Brookfield Wealth Solutions Ltd. ....	...NO.....	...1 ....
. 0408 ...	Brookfield Wealth Solutions Group ....	..... 00000 ....	.....	.....	.....	.....	Argonaut Group Statutory Trust X ....	..DE.....	.....OTH.....	Argo Group US, Inc. ....	Ownership.....	...100.000 ...	Brookfield Wealth Solutions Ltd. ....	...NO.....	...1 ....
. 0408 ...	Brookfield Wealth Solutions Group ....	..... 00000 ....	74-2999179 ..	.....	.....	.....	BP&C Shared Services, Inc. ....	..DE.....	.....OTH.....	Argo Group US, Inc. ....	Ownership.....	...100.000 ...	Brookfield Wealth Solutions Ltd. ....	...NO.....	...1 ....
. 0408 ...	Brookfield Wealth Solutions Group ....	..... 12600 ....	20-1991050 ..	.....	.....	.....	ARIS Title Insurance Corporation ....	..NY.....	.....IA.....	Argo Group US, Inc. ....	Ownership.....	...100.000 ...	Brookfield Wealth Solutions Ltd. ....	...NO.....	...1 ....
. 0408 ...	Brookfield Wealth Solutions Group ....	..... 00000 ....	74-2948177 ..	.....	.....	.....	Trident Insurance Services, L.L.C. ....	..TX.....	.....NIA.....	Argo Group US, Inc. ....	Ownership.....	...100.000 ...	Brookfield Wealth Solutions Ltd. ....	...NO.....	...1 ....
. 0408 ...	Brookfield Wealth Solutions Group ....	..... 00000 ....	04-2442943 ..	.....	.....	.....	Alteris Insurance Services, Inc. ....	..MA.....	.....NIA.....	Argo Group US, Inc. ....	Ownership.....	...100.000 ...	Brookfield Wealth Solutions Ltd. ....	...NO.....	...1 ....
. 0408 ...	Brookfield Wealth Solutions Group ....	..... 19801 ....	94-1390273 ..	.....	.....	.....	Argonaut Insurance Company ....	..NE.....	.....IA.....	Argo Group US, Inc. ....	Ownership.....	...100.000 ...	Brookfield Wealth Solutions Ltd. ....	...NO.....	...1 ....
. 0408 ...	Brookfield Wealth Solutions Group ....	..... 19828 ....	36-2489372 ..	.....	.....	.....	Argonaut-Midwest Insurance Company ....	..NE.....	.....IA.....	Argonaut Insurance Company ....	Ownership.....	...100.000 ...	Brookfield Wealth Solutions Ltd. ....	...NO.....	...1 ....
. 0408 ...	Brookfield Wealth Solutions Group ....	..... 19860 ....	37-0301640 ..	.....	.....	.....	Argonaut Great Central Insurance Company ....	..NE.....	.....IA.....	Argonaut Insurance Company ....	Ownership.....	...100.000 ...	Brookfield Wealth Solutions Ltd. ....	...NO.....	...1 ....
. 0408 ...	Brookfield Wealth Solutions Group ....	..... 39993 ....	54-1423096 ..	.....	.....	.....	Colony Insurance Company ....	..NE.....	.....IA.....	Argonaut Insurance Company ....	Ownership.....	...100.000 ...	Brookfield Wealth Solutions Ltd. ....	...NO.....	...1 ....
. 0408 ...	Brookfield Wealth Solutions Group ....	..... 34118 ....	65-0075940 ..	.....	.....	.....	Peleus Insurance Company ....	..NE.....	.....IA.....	Colony Insurance Company ....	Ownership.....	...100.000 ...	Brookfield Wealth Solutions Ltd. ....	...NO.....	...1 ....
. 0408 ...	Brookfield Wealth Solutions Group ....	..... 36927 ....	34-1266871 ..	.....	.....	.....	Colony Specialty Insurance Company ....	..NE.....	.....IA.....	Colony Insurance Company ....	Ownership.....	...100.000 ...	Brookfield Wealth Solutions Ltd. ....	...NO.....	...1 ....
. 0408 ...	Brookfield Wealth Solutions Group ....	..... 35505 ....	25-1620138 ..	.....	.....	.....	Rockwood Casualty Insurance Company ....	..PA.....	.....IA.....	Argo Group US, Inc. ....	Ownership.....	...100.000 ...	Brookfield Wealth Solutions Ltd. ....	...NO.....	...1 ....
. 0408 ...	Brookfield Wealth Solutions Group ....	..... 10726 ....	23-2904771 ..	.....	.....	.....	Somerset Casualty Insurance Company ....	..PA.....	.....IA.....	Rockwood Casualty Insurance Company ....	Ownership.....	...100.000 ...	Brookfield Wealth Solutions Ltd. ....	...NO.....	...1 ....

Asterisk	Explanation
1 .....	Bruce Platt is an ultimate controlling person. ....
2 .....	BNT Partners Trust owns 100% of the Class B Limited Voting Shares of Brookfield Wealth Solutions Ltd. ....
3 .....	Investment Special Purpose Vehicle .....

PART 1 - LOSS EXPERIENCE

Line of Business		Current Year to Date			4 Prior Year to Date Direct Loss Percentage
		1 Direct Premiums Earned	2 Direct Losses Incurred	3 Direct Loss Percentage	
1.	Fire .....				
2.1	Allied Lines .....	974,844	304,380	31.2	24.0
2.2	Multiple peril crop .....				
2.3	Federal flood .....				
2.4	Private crop .....				
2.5	Private flood .....	5			
3.	Farmowners multiple peril .....				
4.	Homeowners multiple peril .....	4,121,614	2,193,319	53.2	68.2
5.1	Commercial multiple peril (non-liability portion) .....	4,773,697	1,576,520	33.0	24.7
5.2	Commercial multiple peril (liability portion) .....	303,833	411,086	135.3	89.2
6.	Mortgage guaranty .....				
8.	Ocean marine .....				
9.1	Inland marine .....				
9.2	Pet insurance .....				
10.	Financial guaranty .....				
11.1	Medical professional liability - occurrence .....				
11.2	Medical professional liability - claims-made .....				
12.	Earthquake .....	2,107			
13.1	Comprehensive (hospital and medical) individual .....				
13.2	Comprehensive (hospital and medical) group .....				
14.	Credit accident and health .....				
15.1	Vision only .....				
15.2	Dental only .....				
15.3	Disability income .....				
15.4	Medicare supplement .....				
15.5	Medicaid Title XIX .....				
15.6	Medicare Title XVIII .....				
15.7	Long-term care .....				
15.8	Federal employees health benefits plan .....				
15.9	Other health .....				
16.	Workers' compensation .....				
17.1	Other liability - occurrence .....	3,690,902	3,483,652	94.4	42.8
17.2	Other liability - claims-made .....				
17.3	Excess workers' compensation .....				
18.1	Products liability - occurrence .....				
18.2	Products liability - claims-made .....				
19.1	Private passenger auto no-fault (personal injury protection) .....	85,068	6,259	7.4	56.6
19.2	Other private passenger auto liability .....	8,004,987	5,787,508	72.3	70.4
19.3	Commercial auto no-fault (personal injury protection) .....				
19.4	Other commercial auto liability .....				
21.1	Private passenger auto physical damage .....	5,127,497	2,736,551	53.4	78.5
21.2	Commercial auto physical damage .....				
22.	Aircraft (all perils) .....				
23.	Fidelity .....				
24.	Surety .....				
26.	Burglary and theft .....				
27.	Boiler and machinery .....				
28.	Credit .....	8,967,004	8,294,265	92.5	81.1
29.	International .....				
30.	Warranty .....				
31.	Reinsurance - Nonproportional Assumed Property .....	XXX	XXX	XXX	XXX
32.	Reinsurance - Nonproportional Assumed Liability .....	XXX	XXX	XXX	XXX
33.	Reinsurance - Nonproportional Assumed Financial Lines .....	XXX	XXX	XXX	XXX
34.	Aggregate write-ins for other lines of business .....				
35.	Totals	36,051,557	24,793,541	68.8	64.4
DETAILS OF WRITE-INS					
3401.	.....				
3402.	.....				
3403.	.....				
3498.	Summary of remaining write-ins for Line 34 from overflow page .....				
3499.	Totals (Lines 3401 through 3403 plus 3498)(Line 34 above)				



PART 2 - DIRECT PREMIUMS WRITTEN

Line of Business		1 Current Quarter	2 Current Year to Date	3 Prior Year Year to Date
1.	Fire .....			
2.1	Allied Lines .....	978,521	978,521	1,187,511
2.2	Multiple peril crop .....			
2.3	Federal flood .....			
2.4	Private crop .....			
2.5	Private flood .....	8	8	573
3.	Farmowners multiple peril .....			
4.	Homeowners multiple peril .....	(612,232)	(612,232)	5,893,584
5.1	Commercial multiple peril (non-liability portion) .....	4,333,765	4,333,765	4,284,971
5.2	Commercial multiple peril (liability portion) .....	301,827	301,827	334,149
6.	Mortgage guaranty .....			
8.	Ocean marine .....			
9.1	Inland marine .....			
9.2	Pet insurance .....			
10.	Financial guaranty .....			
11.1	Medical professional liability - occurrence .....			
11.2	Medical professional liability - claims-made .....			
12.	Earthquake .....	(528)	(528)	2,728
13.1	Comprehensive (hospital and medical) individual .....			
13.2	Comprehensive (hospital and medical) group .....			
14.	Credit accident and health .....			
15.1	Vision only .....			
15.2	Dental only .....			
15.3	Disability income .....			
15.4	Medicare supplement .....			
15.5	Medicaid Title XIX .....			
15.6	Medicare Title XVIII .....			
15.7	Long-term care .....			
15.8	Federal employees health benefits plan .....			
15.9	Other health .....			
16.	Workers' compensation .....			
17.1	Other liability - occurrence .....	3,692,905	3,692,905	2,824,692
17.2	Other liability - claims-made .....			
17.3	Excess workers' compensation .....			
18.1	Products liability - occurrence .....			
18.2	Products liability - claims-made .....			
19.1	Private passenger auto no-fault (personal injury protection) .....	37,338	37,338	94,914
19.2	Other private passenger auto liability .....	5,491,360	5,491,360	9,276,221
19.3	Commercial auto no-fault (personal injury protection) .....			
19.4	Other commercial auto liability .....			
21.1	Private passenger auto physical damage .....	3,507,942	3,507,942	6,153,228
21.2	Commercial auto physical damage .....			
22.	Aircraft (all perils) .....			
23.	Fidelity .....			
24.	Surety .....			
26.	Burglary and theft .....			
27.	Boiler and machinery .....			
28.	Credit .....	8,967,004	8,967,004	7,219,816
29.	International .....			
30.	Warranty .....			
31.	Reinsurance - Nonproportional Assumed Property .....	XXX	XXX	XXX
32.	Reinsurance - Nonproportional Assumed Liability .....	XXX	XXX	XXX
33.	Reinsurance - Nonproportional Assumed Financial Lines .....	XXX	XXX	XXX
34.	Aggregate write-ins for other lines of business .....			
35.	Totals	26,697,909	26,697,909	37,272,387
DETAILS OF WRITE-INS				
3401.	.....			
3402.	.....			
3403.	.....			
3498.	Summary of remaining write-ins for Line 34 from overflow page .....			
3499.	Totals (Lines 3401 through 3403 plus 3498)(Line 34 above)			

STATEMENT AS OF MARCH 31, 2025 OF THE American National General Insurance Company

PART 3 (\$000 OMITTED)

LOSS AND LOSS ADJUSTMENT EXPENSE RESERVES SCHEDULE

	1	2	3	4	5	6	7	8	9	10	11	12	13	
Years in Which Losses Occurred	Prior Year-End Known Case Loss and LAE Reserves	Prior Year-End IBNR Loss and LAE Reserves	Total Prior Year-End Loss and LAE Reserves (Cols. 1+2)	2025 Loss and LAE Payments on Claims Reported as of Prior Year-End	2025 Loss and LAE Payments on Claims Unreported as of Prior Year-End	Total 2025 Loss and LAE Payments (Cols. 4+5)	Q.S. Date Known Case Loss and LAE Reserves on Claims Reported and Open as of Prior Year End	Q.S. Date Known Case Loss and LAE Reserves on Claims Reported or Reopened Subsequent to Prior Year End	Q.S. Date IBNR Loss and LAE Reserves	Total Q.S. Loss and LAE Reserves (Cols.7+8+9)	Prior Year-End Known Case Loss and LAE Reserves Developed (Savings)/ Deficiency (Cols.4+7 minus Col. 1)	Prior Year-End IBNR Loss and LAE Reserves Developed (Savings)/ Deficiency (Cols. 5+8+9 minus Col. 2)	Prior Year-End Total Loss and LAE Reserve Developed (Savings)/ Deficiency (Cols. 11+12)	
1. 2022 + Prior .....	3,111	1,253	4,364	300	2	302	2,924		1,040	3,964	113	(211)	(98)	
2. 2023 .....	5,167	2,795	7,962	2,000	124	2,124	3,955	12	2,162	6,129	788	(497)	291	
3. Subtotals 2023 + Prior .....	8,278	4,048	12,326	2,300	126	2,426	6,879	12	3,202	10,093	901	(708)	193	
4. 2024 .....	14,847	12,349	27,196	7,275	880	8,155	10,493	580	7,945	19,018	2,921	(2,944)	(23)	
5. Subtotals 2024 + Prior .....	23,125	16,397	39,522	9,575	1,006	10,581	17,372	592	11,147	29,111	3,822	(3,652)	170	
6. 2025 .....	XXX	XXX	XXX	XXX	3,663	3,663	XXX	3,663	4,307	7,970	XXX	XXX	XXX	
7. Totals .....	23,125	16,397	39,522	9,575	4,669	14,244	17,372	4,255	15,454	37,081	3,822	(3,652)	170	
8. Prior Year-End Surplus As Regards Policyholders	53,441										Col. 11, Line 7 As % of Col. 1 Line 7	Col. 12, Line 7 As % of Col. 2 Line 7	Col. 13, Line 7 As % of Col. 3 Line 7	
												1. 16.5	2. (22.3)	3. 0.4
													Col. 13, Line 7 As a % of Col. 1 Line 8	
													4. 0.3	

SUPPLEMENTAL EXHIBITS AND SCHEDULES INTERROGATORIES

The following supplemental reports are required to be filed as part of your statement filing. However, in the event that your company does not transact the type of business for which the special report must be filed, your response of NO to the specific interrogatory will be accepted in lieu of filing a "NONE" report and a bar code will be printed below. If the supplement is required of your company but is not being filed for whatever reason enter SEE EXPLANATION and provide an explanation following the interrogatory questions.


	Response
1. Will the Trusteed Surplus Statement be filed with the state of domicile and the NAIC with this statement? .....	NO
2. Will Supplement A to Schedule T (Medical Professional Liability Supplement) be filed with this statement? .....	NO
3. Will the Medicare Part D Coverage Supplement be filed with the state of domicile and the NAIC with this statement? .....	NO
4. Will the Director and Officer Insurance Coverage Supplement be filed with the state of domicile and the NAIC with this statement? .....	NO
AUGUST FILING	
5. Will the regulator-only (non-public) Communication of Internal Control Related Matters Noted in Audit be filed with the state of domicile and electronically with the NAIC (as a regulator-only non-public document) by August 1? The response for 1st and 3rd quarters should be N/A. A NO response resulting with a bar code is only appropriate in the 2nd quarter. ....	N/A

Explanations:

- 1.
- 2.
- 3.
- 4.

Bar Codes:

- 1. Trusteed Surplus Statement [Document Identifier 490]
- 2. Supplement A to Schedule T [Document Identifier 455]
- 3. Medicare Part D Coverage Supplement [Document Identifier 365]
- 4. Director and Officer Supplement [Document Identifier 505]



**OVERFLOW PAGE FOR WRITE-INS**

**NONE**

SCHEDULE A - VERIFICATION

Real Estate

	1	2
	Year to Date	Prior Year Ended December 31
1. Book/adjusted carrying value, December 31 of prior year .....		
2. Cost of acquired:		
2.1 Actual cost at time of acquisition .....		
2.2 Additional investment made after acquisition .....		
3. Current year change in encumbrances .....		
4. Total gain (loss) on disposals .....		
5. Deduct amounts received on disposals .....		
6. Total foreign exchange change in book/adjusted carrying value .....		
7. Deduct current year's other than temporary impairment recognized .....		
8. Deduct current year's depreciation .....		
9. Book/adjusted carrying value at the end of current period (Lines 1+2+3+4-5+6-7-8) .....		
10. Deduct total nonadmitted amounts .....		
11. Statement value at end of current period (Line 9 minus Line 10)		

SCHEDULE B - VERIFICATION

Mortgage Loans

	1	2
	Year to Date	Prior Year Ended December 31
1. Book value/recorded investment excluding accrued interest, December 31 of prior year .....		
2. Cost of acquired:		
2.1 Actual cost at time of acquisition .....		
2.2 Additional investment made after acquisition .....		
3. Capitalized deferred interest and other .....		
4. Accrual of discount .....		
5. Unrealized valuation increase/(decrease) .....		
6. Total gain (loss) on disposals .....		
7. Deduct amounts received on disposals .....		
8. Deduct amortization of premium and mortgage interest points and commitment fees .....		
9. Total foreign exchange change in book value/recorded investment excluding accrued interest .....		
10. Deduct current year's other than temporary impairment recognized .....		
11. Book value/recorded investment excluding accrued interest at end of current period (Lines 1+2+3+4+5+6-7-8+9-10) .....		
12. Total valuation allowance .....		
13. Subtotal (Line 11 plus Line 12) .....		
14. Deduct total nonadmitted amounts .....		
15. Statement value at end of current period (Line 13 minus Line 14)		

SCHEDULE BA - VERIFICATION

Other Long-Term Invested Assets

	1	2
	Year to Date	Prior Year Ended December 31
1. Book/adjusted carrying value, December 31 of prior year .....		
2. Cost of acquired:		
2.1 Actual cost at time of acquisition .....		
2.2 Additional investment made after acquisition .....		
3. Capitalized deferred interest and other .....		
4. Accrual of discount .....		
5. Unrealized valuation increase/(decrease) .....		
6. Total gain (loss) on disposals .....		
7. Deduct amounts received on disposals .....		
8. Deduct amortization of premium, depreciation and proportional amortization .....		
9. Total foreign exchange change in book/adjusted carrying value .....		
10. Deduct current year's other than temporary impairment recognized .....		
11. Book/adjusted carrying value at end of current period (Lines 1+2+3+4+5+6-7-8+9-10) .....		
12. Deduct total nonadmitted amounts .....		
13. Statement value at end of current period (Line 11 minus Line 12)		

SCHEDULE D - VERIFICATION

Bonds and Stocks

	1	2
	Year to Date	Prior Year Ended December 31
1. Book/adjusted carrying value of bonds and stocks, December 31 of prior year .....	75,202,062	82,768,380
2. Cost of bonds and stocks acquired .....	566,734	2,136,958
3. Accrual of discount .....	23,706	86,650
4. Unrealized valuation increase/(decrease) .....		
5. Total gain (loss) on disposals .....		
6. Deduct consideration for bonds and stocks disposed of .....	6,532,283	9,604,801
7. Deduct amortization of premium .....	33,794	185,125
8. Total foreign exchange change in book/adjusted carrying value .....		
9. Deduct current year's other than temporary impairment recognized .....		
10. Total investment income recognized as a result of prepayment penalties and/or acceleration fees .....		
11. Book/adjusted carrying value at end of current period (Lines 1+2+3+4+5-6-7+8-9+10) .....	69,226,425	75,202,062
12. Deduct total nonadmitted amounts .....		
13. Statement value at end of current period (Line 11 minus Line 12)	69,226,425	75,202,062

STATEMENT AS OF MARCH 31, 2025 OF THE American National General Insurance Company

SCHEDULE D - PART 1B

Showing the Acquisitions, Dispositions and Non-Trading Activity  
During the Current Quarter for all Bonds and Preferred Stock by NAIC Designation

NAIC Designation	1 Book/Adjusted Carrying Value Beginning of Current Quarter	2 Acquisitions During Current Quarter	3 Dispositions During Current Quarter	4 Non-Trading Activity During Current Quarter	5 Book/Adjusted Carrying Value End of First Quarter	6 Book/Adjusted Carrying Value End of Second Quarter	7 Book/Adjusted Carrying Value End of Third Quarter	8 Book/Adjusted Carrying Value December 31 Prior Year
ISSUER CREDIT OBLIGATIONS (ICO)								
1. NAIC 1 (a) .....	78,871,710	67,449,421	71,781,498	338,458	74,878,091			78,871,710
2. NAIC 2 (a) .....	31,196,281		4,500,000	(3,789)	26,692,492			31,196,281
3. NAIC 3 (a) .....								
4. NAIC 4 (a) .....								
5. NAIC 5 (a) .....								
6. NAIC 6 (a) .....								
7. Total ICO	110,067,991	67,449,421	76,281,498	334,669	101,570,583			110,067,991
ASSET-BACKED SECURITIES (ABS)								
8. NAIC 1 .....	8,792		785	(5)	8,002			8,792
9. NAIC 2 .....	1,054,286			(516)	1,053,770			1,054,286
10. NAIC 3 .....								
11. NAIC 4 .....								
12. NAIC 5 .....								
13. NAIC 6 .....								
14. Total ABS	1,063,078		785	(521)	1,061,772			1,063,078
PREFERRED STOCK								
15. NAIC 1 .....								
16. NAIC 2 .....								
17. NAIC 3 .....								
18. NAIC 4 .....								
19. NAIC 5 .....								
20. NAIC 6 .....								
21. Total Preferred Stock .....								
22. Total ICO, ABS & Preferred Stock	111,131,069	67,449,421	76,282,283	334,148	102,632,355			111,131,069

(a) Book/Adjusted Carrying Value column for the end of the current reporting period includes the following amount of short-term and cash equivalent bonds by NAIC designation:  
NAIC 1 \$ 33,405,928 ; NAIC 2 \$ ; NAIC 3 \$ NAIC 4 \$ ; NAIC 5 \$ ; NAIC 6 \$

SCHEDULE DA - PART 1

Short-Term Investments

	1	2	3	4	5
	Book/Adjusted Carrying Value	Prior Year Value	Actual Cost	Interest Collected Year-to-Date	Paid for Accrued Interest Year-to-Date
7709999999 Totals		XX			

NONE

SCHEDULE DA - VERIFICATION

Short-Term Investments

	1	2
	Year To Date	Prior Year Ended December 31
1. Book/adjusted carrying value, December 31 of prior year .....		6,716,093
2. Cost of short-term investments acquired .....		168,853,422
3. Accrual of discount .....		680,485
4. Unrealized valuation increase/(decrease) .....		
5. Total gain (loss) on disposals .....		
6. Deduct consideration received on disposals .....		176,250,000
7. Deduct amortization of premium .....		
8. Total foreign exchange change in book/adjusted carrying value .....		
9. Deduct current year's other than temporary impairment recognized .....		
10. Book/adjusted carrying value at end of current period (Lines 1+2+3+4+5-6-7+8-9) .....		
11. Deduct total nonadmitted amounts .....		
12. Statement value at end of current period (Line 10 minus Line 11)		

Schedule DB - Part A - Verification - Options, Caps, Floors, Collars, Swaps and Forwards  
**N O N E**

Schedule DB - Part B - Verification - Futures Contracts  
**N O N E**

Schedule DB - Part C - Section 1 - Replication (Synthetic Asset) Transactions (RSATs) Open  
**N O N E**

Schedule DB-Part C-Section 2-Reconciliation of Replication (Synthetic Asset) Transactions Open  
**N O N E**

Schedule DB - Verification - Book/Adjusted Carrying Value, Fair Value and Potential Exposure of  
Derivatives  
**N O N E**



SCHEDULE E - PART 2 - VERIFICATION

(Cash Equivalents)

	1	2
	Year To Date	Prior Year Ended December 31
1. Book/adjusted carrying value, December 31 of prior year .....	40,518,653	35,876,534
2. Cost of cash equivalents acquired .....	136,531,508	798,474,853
3. Accrual of discount .....	344,235	1,418,703
4. Unrealized valuation increase/(decrease) .....		
5. Total gain (loss) on disposals .....		(2,638)
6. Deduct consideration received on disposals .....	139,949,653	795,248,799
7. Deduct amortization of premium .....		
8. Total foreign exchange change in book/adjusted carrying value .....		
9. Deduct current year's other than temporary impairment recognized .....		
10. Book/adjusted carrying value at end of current period (Lines 1+2+3+4+5-6-7+8-9) .....	37,444,743	40,518,653
11. Deduct total nonadmitted amounts .....		
12. Statement value at end of current period (Line 10 minus Line 11)	37,444,743	40,518,653

Schedule A - Part 2 - Real Estate Acquired and Additions Made  
**N O N E**

Schedule A - Part 3 - Real Estate Disposed  
**N O N E**

Schedule B - Part 2 - Mortgage Loans Acquired and Additions Made  
**N O N E**

Schedule B - Part 3 - Mortgage Loans Disposed, Transferred or Repaid  
**N O N E**

Schedule BA - Part 2 - Other Long-Term Invested Assets Acquired and Additions Made  
**N O N E**

Schedule BA - Part 3 - Other Long-Term Invested Assets Disposed, Transferred or Repaid  
**N O N E**

STATEMENT AS OF MARCH 31, 2025 OF THE American National General Insurance Company

SCHEDULE D - PART 3

Show All Long-Term Bonds and Stock Acquired During the Current Quarter

1	2	3	4	5	6	7	8	9
CUSIP Identification	Description	Date Acquired	Name of Vendor	Number of Shares of Stock	Actual Cost	Par Value	Paid for Accrued Interest and Dividends	NAIC Designation, NAIC Designation Modifier and SVO Admini- strative Symbol
91282C-HA-2 .....	UNITED STATES TREAS .....	.....02/28/2025 .....	Burrows Capital Advisors thru Cetera .....		566,734	575,000	6,838	1.A .....
0019999999. Subtotal - Issuer Credit Obligations - U.S. Government Obligations (Exempt from RBC)					566,734	575,000	6,838	XXX
0489999999. Total - Issuer Credit Obligations (Unaffiliated)					566,734	575,000	6,838	XXX
0499999999. Total - Issuer Credit Obligations (Affiliated)								XXX
0509999997. Total - Issuer Credit Obligations - Part 3					566,734	575,000	6,838	XXX
0509999998. Total - Issuer Credit Obligations - Part 5					XXX	XXX	XXX	XXX
0509999999. Total - Issuer Credit Obligations					566,734	575,000	6,838	XXX
1889999999. Total - Asset-Backed Securities (Unaffiliated)								XXX
1899999999. Total - Asset-Backed Securities (Affiliated)								XXX
1909999997. Total - Asset-Backed Securities - Part 3								XXX
1909999998. Total - Asset-Backed Securities - Part 5					XXX	XXX	XXX	XXX
1909999999. Total - Asset-Backed Securities								XXX
2009999999. Total - Issuer Credit Obligations and Asset-Backed Securities					566,734	575,000	6,838	XXX
4509999997. Total - Preferred Stocks - Part 3						XXX		XXX
4509999998. Total - Preferred Stocks - Part 5					XXX	XXX	XXX	XXX
4509999999. Total - Preferred Stocks						XXX		XXX
5989999997. Total - Common Stocks - Part 3						XXX		XXX
5989999998. Total - Common Stocks - Part 5					XXX	XXX	XXX	XXX
5989999999. Total - Common Stocks						XXX		XXX
5999999999. Total - Preferred and Common Stocks						XXX		XXX
6009999999 - Totals					566,734	XXX	6,838	XXX

STATEMENT AS OF MARCH 31, 2025 OF THE American National General Insurance Company

SCHEDULE D - PART 4

Show All Long-Term Bonds and Stock Sold, Redeemed or Otherwise Disposed of During the Current Quarter

1	2	3	4	5	6	7	8	9	Change In Book/Adjusted Carrying Value					15	16	17	18	19	20	21	
									10	11	12	13	14								
CUSIP Ident- ification	Description	Disposal Date	Name of Purchaser	Number of Shares of Stock	Consid- eration	Par Value	Actual Cost	Prior Year Book/ Adjusted Carrying Value	Unrealized Valuation Increase/ (Decrease)	Current Year's (Amor- tization)/ Accretion	Current Year's Other Than Temporary Impairment Recog- nized	Total Change in Book/ Adjusted Carrying Value (10 + 11 - 12)	Total Foreign Exchange Change in Book /Adjusted Carrying Value	Book/ Adjusted Carrying Value at Disposal Date	Foreign Exchange Gain (Loss) on Disposal	Realized Gain (Loss) on Disposal	Total Gain (Loss) on Disposal	Bond Interest/ Stock Dividends Received During Year	Stated Con- tractual Maturity Date	NAIC Desig- nation, NAIC Desig- nation Modifier and SVO Admini- strative Symbol	
..04010L-AV-5	ARES CAP CORP .....	03/01/2025	MATURITY .....		1,000,000	1,000,000	989,240	999,711		289		289		1,000,000				21,250	03/01/2025	2.B FE	
..28932M-AA-3	ELM ROAD GENERATING .....	02/11/2025	SINKING FUND REDEMPTION .....		31,498	31,498	31,498	31,498						31,498				820	02/11/2030	1.F FE	
..315786-AC-7	FIDELITY & GTY LIFE .....	02/03/2025	CALL at 100.000 .....		1,500,000	1,500,000	1,668,750	1,503,237		(3,237)		(3,237)		1,500,000				20,625	05/01/2025	2.B FE	
..375558-AZ-6	GILEAD SCIENCES INC .....	02/01/2025	MATURITY .....		1,000,000	1,000,000	1,039,700	1,000,000						1,000,000				17,500	02/01/2025	2.A FE	
..534187-BE-8	LINCOLN NATL CORP IN .....	03/09/2025	MATURITY .....		1,000,000	1,000,000	950,880	998,796		1,204		1,204		1,000,000				16,750	03/09/2025	2.B FE	
..55279H-AK-6	MANUFACTURER AND TRA .....	02/06/2025	MATURITY .....		1,000,000	1,000,000	991,450	999,904		.96		.96		1,000,000				14,500	02/06/2025	1.G FE	
..63743F-VQ-6	NATIONAL RURAL UTILS .....	03/15/2025	MATURITY .....		1,000,000	1,000,000	1,000,000	1,000,000						1,000,000				7,500	03/15/2025	1.F FE	
0089999999. Subtotal - Issuer Credit Obligations - Corporate Bonds (Unaffiliated)					6,531,498	6,531,498	6,671,518	6,533,146		(1,648)		(1,648)		6,531,498				98,945	XXX	XXX	
0489999999. Total - Issuer Credit Obligations (Unaffiliated)					6,531,498	6,531,498	6,671,518	6,533,146		(1,648)		(1,648)		6,531,498				98,945	XXX	XXX	
0499999999. Total - Issuer Credit Obligations (Affiliated)																			XXX	XXX	
0509999997. Total - Issuer Credit Obligations - Part 4					6,531,498	6,531,498	6,671,518	6,533,146		(1,648)		(1,648)		6,531,498				98,945	XXX	XXX	
0509999998. Total - Issuer Credit Obligations - Part 5					XXX	XXX	XXX	XXX	XXX	XXX	XXX	XXX	XXX	XXX	XXX	XXX	XXX	XXX	XXX	XXX	XXX
0509999999. Total - Issuer Credit Obligations					6,531,498	6,531,498	6,671,518	6,533,146		(1,648)		(1,648)		6,531,498				98,945	XXX	XXX	
..31359U-T2-1	FNMA REMIC TR .....	03/01/2025	MBS PAYDOWN .....		785	785	803	786						785				8	11/25/2028	1.A	
1039999999. Subtotal - Asset-Backed Securities - Financial Asset-Backed - Self-Liquidating - Agency Residential Mortgage-Backed Securities - Not/Partially Guaranteed (Not Exempt from RBC)					785	785	803	786						785				8	XXX	XXX	
1889999999. Total - Asset-Backed Securities (Unaffiliated)					785	785	803	786						785				8	XXX	XXX	
1899999999. Total - Asset-Backed Securities (Affiliated)																			XXX	XXX	
1909999997. Total - Asset-Backed Securities - Part 4					785	785	803	786						785				8	XXX	XXX	
1909999998. Total - Asset-Backed Securities - Part 5					XXX	XXX	XXX	XXX	XXX	XXX	XXX	XXX	XXX	XXX	XXX	XXX	XXX	XXX	XXX	XXX	XXX
1909999999. Total - Asset-Backed Securities					785	785	803	786						785				8	XXX	XXX	
2009999999. Total - Issuer Credit Obligations and Asset-Backed Securities					6,532,283	6,532,283	6,672,321	6,533,932		(1,648)		(1,648)		6,532,283				98,953	XXX	XXX	
4509999997. Total - Preferred Stocks - Part 4						XXX													XXX	XXX	
4509999998. Total - Preferred Stocks - Part 5					XXX	XXX	XXX	XXX	XXX	XXX	XXX	XXX	XXX	XXX	XXX	XXX	XXX	XXX	XXX	XXX	XXX
4509999999. Total - Preferred Stocks						XXX													XXX	XXX	
5989999997. Total - Common Stocks - Part 4						XXX													XXX	XXX	
5989999998. Total - Common Stocks - Part 5					XXX	XXX	XXX	XXX	XXX	XXX	XXX	XXX	XXX	XXX	XXX	XXX	XXX	XXX	XXX	XXX	XXX
5989999999. Total - Common Stocks						XXX													XXX	XXX	
5999999999. Total - Preferred and Common Stocks						XXX													XXX	XXX	
6009999999 - Totals					6,532,283	XXX	6,672,321	6,533,932		(1,648)		(1,648)		6,532,283				98,953	XXX	XXX	

Schedule DB - Part A - Section 1 - Options, Caps, Floors, Collars, Swaps and Forwards Open  
**N O N E**

Schedule DB - Part B - Section 1 - Futures Contracts Open  
**N O N E**

Schedule DB - Part B - Section 1B - Brokers with whom cash deposits have been made  
**N O N E**

Schedule DB - Part D - Section 1 - Counterparty Exposure for Derivative Instruments Open  
**N O N E**

Schedule DB - Part D-Section 2 - Collateral for Derivative Instruments Open - Pledged By  
**N O N E**

Schedule DB - Part D-Section 2 - Collateral for Derivative Instruments Open - Pledged To  
**N O N E**

Schedule DB - Part E - Derivatives Hedging Variable Annuity Guarantees  
**N O N E**

Schedule DL - Part 1 - Reinvested Collateral Assets Owned  
**N O N E**

Schedule DL - Part 2 - Reinvested Collateral Assets Owned  
**N O N E**

## SCHEDULE E - PART 1 - CASH

[illegible]

## SCHEDULE E - PART 2 - CASH EQUIVALENTS

[illegible]