

**QUARTERLY STATEMENT**

**OF THE**

**American National General Insurance Company**

**TO THE**

**Insurance Department**

**OF THE**

**STATE OF**

**Missouri**

**FOR THE QUARTER ENDED  
SEPTEMBER 30, 2024**

**PROPERTY AND CASUALTY**

**2024**



PROPERTY AND CASUALTY COMPANIES - ASSOCIATION EDITION

QUARTERLY STATEMENT

AS OF SEPTEMBER 30, 2024  
OF THE CONDITION AND AFFAIRS OF THE

American National General Insurance Company

NAIC Group Code04080408NAIC Company Code39942Employer's ID Number43-1223793

(Current)(Prior)

Organized under the Laws ofMissouri, State of Domicile or Port of EntryMO

Country of DomicileUnited States of America

Incorporated/Organized12/30/1980Commenced Business04/01/1981

Statutory Home OfficeAmerican National Center, 1949 East SunshineSpringfield, MO, US 65899-0001

(Street and Number)(City or Town, State, Country and Zip Code)

Main Administrative OfficeAmerican National Center, 1949 East Sunshine

(Street and Number)

Springfield, MO, US 65899-0001417-887-4990

(City or Town, State, Country and Zip Code)(Area Code) (Telephone Number)

Mail AddressAmerican National Center, 1949 East SunshineSpringfield, MO, US 65899-0001

(Street and Number or P.O. Box)(City or Town, State, Country and Zip Code)

Primary Location of Books and RecordsAmerican National Center, 1949 East Sunshine

(Street and Number)

Springfield, MO, US 65899-0001417-887-4990

(City or Town, State, Country and Zip Code)(Area Code) (Telephone Number)

Internet Website Addresswww.americannational.com

Statutory Statement ContactJennifer Jo Duncan518-431-5201

(Name)(Area Code) (Telephone Number)

FinancialStatementContact@AmericanNational.com518-431-5978

(E-mail Address)(FAX Number)

OFFICERS

Chairman, President & Chief Executive OfficerTimothy Allen Walsh

Senior Vice President, Chief Financial Officer and TreasurerBrody Jason Merrill

Vice President, Associate General Counsel and Corporate SecretarySean Anthony Monticello #

OTHER

Bereket "Josh" Feyissa #, Executive Vice PresidentMatthew Richard Ostiguy #, Executive Vice President, Chief Operating OfficerEmily Ann Berrier #, Senior Vice President

Rebecca Anne Hudzik-Presson #, Senior Vice PresidentMeredith Myron Mitchell, Senior Vice PresidentCecilia Guerrero Pardo, Senior Vice President

Michael Barret Thompson, Senior Vice President and Chief Risk OfficerGarrett Kyle Williams, Senior Vice President

DIRECTORS OR TRUSTEES

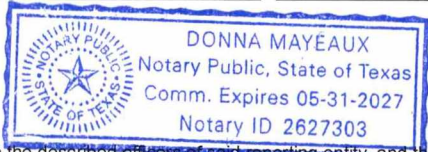
Michele MacKay BartkowskiBereket "Josh" Feyissa #James Lee Flinn #

Melissa Gurnee McGrathBrody Jason MerrillMatthew Richard Ostiguy

Cecilia Guerrero Pardo #Bruce Robert Rameg #Timothy Allen Walsh

Garrett Kyle Williams

State ofTexasSS:  
County ofGalveston



The officers of this reporting entity being duly sworn, each depose and say that they are the described officers of said reporting entity, and that on the reporting period stated above, all of the herein described assets were the absolute property of the said reporting entity, free and clear from any liens or claims thereon, except as herein stated, and that this statement, together with related exhibits, schedules and explanations therein contained, annexed or referred to, is a full and true statement of all the assets and liabilities and of the condition and affairs of the said reporting entity as of the reporting period stated above, and of its income and deductions therefrom for the period ended, and have been completed in accordance with the NAIC Annual Statement Instructions and Accounting Practices and Procedures manual except to the extent that: (1) state law may differ; or, (2) that state rules or regulations require differences in reporting not related to accounting practices and procedures, according to the best of their information, knowledge and belief, respectively. Furthermore, the scope of this attestation by the described officers also includes the related corresponding electronic filing with the NAIC, when required, that is an exact copy (except for formatting differences due to electronic filing) of the enclosed statement. The electronic filing may be requested by various regulators in lieu of or in addition to the enclosed statement.

Timothy A. Walsh

Timothy Allen Walsh  
Chairman, President & Chief Executive Officer

Sean Anthony Monticello

Vice President, Associate General Counsel and Corporate Secretary

Brody Jason Merrill

Senior Vice President, Chief Financial Officer and Treasurer

Subscribed and sworn to before me this 22 day of Oct 2024

Donna Mayeaux

- a. Is this an original filing? ..... Yes [ X ] No [ ]
- b. If no,
1. State the amendment number.....
2. Date filed .....
3. Number of pages attached.....

ASSETS

	Current Statement Date			4 December 31 Prior Year Net Admitted Assets
	1 Assets	2 Nonadmitted Assets	3 Net Admitted Assets (Cols. 1 - 2)	
1. Bonds .....	76,219,523		76,219,523	82,768,380
2. Stocks:				
2.1 Preferred stocks .....				
2.2 Common stocks .....				
3. Mortgage loans on real estate:				
3.1 First liens .....				
3.2 Other than first liens.....				
4. Real estate:				
4.1 Properties occupied by the company (less \$ .....0 encumbrances) .....				
4.2 Properties held for the production of income (less \$ .....0 encumbrances) .....				
4.3 Properties held for sale (less \$ .....0 encumbrances) .....				
5. Cash (\$ ..... (2,019,097) ), cash equivalents (\$ ..... 48,597,759 ) and short-term investments (\$ ..... ) .....	46,578,662		46,578,662	40,436,996
6. Contract loans (including \$ .....0 premium notes) .....				
7. Derivatives .....				
8. Other invested assets .....				
9. Receivables for securities .....				
10. Securities lending reinvested collateral assets .....				
11. Aggregate write-ins for invested assets .....				
12. Subtotals, cash and invested assets (Lines 1 to 11) .....	122,798,185		122,798,185	123,205,376
13. Title plants less \$ .....0 charged off (for Title insurers only) .....				
14. Investment income due and accrued .....	687,304		687,304	637,436
15. Premiums and considerations:				
15.1 Uncollected premiums and agents' balances in the course of collection .....	990,150	3,842	986,308	363,163
15.2 Deferred premiums, agents' balances and installments booked but deferred and not yet due (including \$ .....0 earned but unbilled premiums) .....	13,724,219		13,724,219	14,510,958
15.3 Accrued retrospective premiums (\$ ..... ) and contracts subject to redetermination (\$ ..... ) .....				
16. Reinsurance:				
16.1 Amounts recoverable from reinsurers .....	20,267		20,267	79,834
16.2 Funds held by or deposited with reinsured companies .....				
16.3 Other amounts receivable under reinsurance contracts .....				
17. Amounts receivable relating to uninsured plans .....				
18.1 Current federal and foreign income tax recoverable and interest thereon ....	3,118,682		3,118,682	3,300,349
18.2 Net deferred tax asset .....				
19. Guaranty funds receivable or on deposit .....	295,876		295,876	186,145
20. Electronic data processing equipment and software .....				
21. Furniture and equipment, including health care delivery assets (\$ .....0 ) .....				
22. Net adjustment in assets and liabilities due to foreign exchange rates .....				
23. Receivables from parent, subsidiaries and affiliates .....	1,103,395		1,103,395	1,405,948
24. Health care (\$ .....0 ) and other amounts receivable .....				
25. Aggregate write-ins for other than invested assets .....	480,832	3,026	477,806	147,288
26. Total assets excluding Separate Accounts, Segregated Accounts and Protected Cell Accounts (Lines 12 to 25) .....	143,218,911	6,868	143,212,043	143,836,498
27. From Separate Accounts, Segregated Accounts and Protected Cell Accounts .....				
28. Total (Lines 26 and 27)	143,218,911	6,868	143,212,043	143,836,498
DETAILS OF WRITE-INS				
1101. ....				
1102. ....				
1103. ....				
1198. Summary of remaining write-ins for Line 11 from overflow page .....				
1199. Totals (Lines 1101 through 1103 plus 1198)(Line 11 above)				
2501. Prepaid state taxes .....	421,148		421,148	95,833
2502. Other assets .....	58,336	3,026	55,310	50,107
2503. Equities & deposits in pools & associations .....	1,348		1,348	1,348
2598. Summary of remaining write-ins for Line 25 from overflow page .....				
2599. Totals (Lines 2501 through 2503 plus 2598)(Line 25 above)	480,832	3,026	477,806	147,288

LIABILITIES, SURPLUS AND OTHER FUNDS

	1 Current Statement Date	2 December 31, Prior Year
1. Losses (current accident year \$ 21,256,171 )	35,580,890	34,658,633
2. Reinsurance payable on paid losses and loss adjustment expenses		
3. Loss adjustment expenses	4,715,495	4,611,362
4. Commissions payable, contingent commissions and other similar charges	656,538	722,093
5. Other expenses (excluding taxes, licenses and fees)	26,111	
6. Taxes, licenses and fees (excluding federal and foreign income taxes)	432,936	777,842
7.1 Current federal and foreign income taxes (including \$ 0 on realized capital gains (losses))		
7.2 Net deferred tax liability		
8. Borrowed money \$ 0 and interest thereon \$ 0		
9. Unearned premiums (after deducting unearned premiums for ceded reinsurance of \$ 3,241,720 and including warranty reserves of \$ 0 and accrued accident and health experience rating refunds including \$ for medical loss ratio rebate per the Public Health Service Act)	28,928,520	30,925,801
10. Advance premium	331,938	433,168
11. Dividends declared and unpaid:		
11.1 Stockholders		
11.2 Policyholders		
12. Ceded reinsurance premiums payable (net of ceding commissions)	18,059	36,724
13. Funds held by company under reinsurance treaties		
14. Amounts withheld or retained by company for account of others	5,039	38,463
15. Remittances and items not allocated	3,060	(2,738)
16. Provision for reinsurance (including \$ 0 certified)		
17. Net adjustments in assets and liabilities due to foreign exchange rates		
18. Drafts outstanding		
19. Payable to parent, subsidiaries and affiliates	2,173,564	2,357,975
20. Derivatives		
21. Payable for securities		
22. Payable for securities lending		
23. Liability for amounts held under uninsured plans		
24. Capital notes \$ 0 and interest thereon \$ 0		
25. Aggregate write-ins for liabilities	12,228,332	12,212,438
26. Total liabilities excluding protected cell liabilities (Lines 1 through 25)	85,100,483	86,771,761
27. Protected cell liabilities		
28. Total liabilities (Lines 26 and 27)	85,100,483	86,771,761
29. Aggregate write-ins for special surplus funds		
30. Common capital stock	2,500,000	2,500,000
31. Preferred capital stock		
32. Aggregate write-ins for other than special surplus funds		
33. Surplus notes		
34. Gross paid in and contributed surplus	12,500,000	12,500,000
35. Unassigned funds (surplus)	43,111,560	42,064,737
36. Less treasury stock, at cost:		
36.1 0 shares common (value included in Line 30 \$ 0 )		
36.2 0 shares preferred (value included in Line 31 \$ 0 )		
37. Surplus as regards policyholders (Lines 29 to 35, less 36)	58,111,560	57,064,737
38. Totals (Page 2, Line 28, Col. 3)	143,212,043	143,836,498
DETAILS OF WRITE-INS		
2501. CASHBACK retrospective premium	11,917,328	11,907,313
2502. Escheat funds held in trust	311,004	305,125
2503.		
2598. Summary of remaining write-ins for Line 25 from overflow page		
2599. Totals (Lines 2501 through 2503 plus 2598)(Line 25 above)	12,228,332	12,212,438
2901.		
2902.		
2903.		
2998. Summary of remaining write-ins for Line 29 from overflow page		
2999. Totals (Lines 2901 through 2903 plus 2998)(Line 29 above)		
3201.		
3202.		
3203.		
3298. Summary of remaining write-ins for Line 32 from overflow page		
3299. Totals (Lines 3201 through 3203 plus 3298)(Line 32 above)		

STATEMENT OF INCOME

	1 Current Year to Date	2 Prior Year to Date	3 Prior Year Ended December 31
UNDERWRITING INCOME			
1. Premiums earned:			
1.1 Direct (written \$ ..... 114,289,506 ) .....	116,431,482	91,921,925	128,658,664
1.2 Assumed (written \$ ..... ) .....			
1.3 Ceded (written \$ ..... 51,738,218 ) .....	51,892,927	39,639,139	56,109,214
1.4 Net (written \$ ..... 62,551,288 ) .....	64,538,555	52,282,786	72,549,450
DEDUCTIONS:			
2. Losses incurred (current accident year \$ ..... 47,977,516 ): .....			
2.1 Direct .....	78,426,999	67,707,464	97,501,542
2.2 Assumed .....			
2.3 Ceded .....	30,058,061	23,547,248	33,312,364
2.4 Net .....	48,368,938	44,160,216	64,189,178
3. Loss adjustment expenses incurred .....	5,191,553	4,886,892	6,827,893
4. Other underwriting expenses incurred .....	13,144,433	14,047,039	18,399,465
5. Aggregate write-ins for underwriting deductions .....			
6. Total underwriting deductions (Lines 2 through 5) .....	66,704,924	63,094,147	89,416,536
7. Net income of protected cells .....			
8. Net underwriting gain (loss) (Line 1 minus Line 6 + Line 7) .....	(2,166,369)	(10,811,361)	(16,867,086)
INVESTMENT INCOME			
9. Net investment income earned .....	3,629,312	3,131,434	4,274,862
10. Net realized capital gains (losses) less capital gains tax of \$ .....		7,917	(11,770)
11. Net investment gain (loss) (Lines 9 + 10) .....	3,629,312	3,139,351	4,263,092
OTHER INCOME			
12. Net gain or (loss) from agents' or premium balances charged off (amount recovered \$ ..... 12,053 amount charged off \$ ..... 309,145 ) .....	(297,092)	(211,579)	(314,705)
13. Finance and service charges not included in premiums .....	61,644	66,861	92,422
14. Aggregate write-ins for miscellaneous income .....	(42)	(2,165)	(2,165)
15. Total other income (Lines 12 through 14) .....	(235,491)	(146,883)	(224,448)
16. Net income before dividends to policyholders, after capital gains tax and before all other federal and foreign income taxes (Lines 8 + 11 + 15) .....	1,227,453	(7,818,893)	(12,828,442)
17. Dividends to policyholders .....			
18. Net income, after dividends to policyholders, after capital gains tax and before all other federal and foreign income taxes (Line 16 minus Line 17) .....	1,227,453	(7,818,893)	(12,828,442)
19. Federal and foreign income taxes incurred .....	181,667	(1,299,666)	(2,280,336)
20. Net income (Line 18 minus Line 19)(to Line 22) .....	1,045,786	(6,519,227)	(10,548,106)
CAPITAL AND SURPLUS ACCOUNT			
21. Surplus as regards policyholders, December 31 prior year .....	57,064,737	66,570,105	66,570,105
22. Net income (from Line 20) .....	1,045,786	(6,519,227)	(10,548,106)
23. Net transfers (to) from Protected Cell accounts .....			
24. Change in net unrealized capital gains (losses) less capital gains tax of \$ .....		30,018	30,017
25. Change in net unrealized foreign exchange capital gain (loss) .....			
26. Change in net deferred income tax .....			
27. Change in nonadmitted assets .....	1,037	1,012,786	1,012,720
28. Change in provision for reinsurance .....			
29. Change in surplus notes .....			
30. Surplus (contributed to) withdrawn from protected cells .....			
31. Cumulative effect of changes in accounting principles .....			
32. Capital changes:			
32.1 Paid in .....			
32.2 Transferred from surplus (Stock Dividend) .....			
32.3 Transferred to surplus .....			
33. Surplus adjustments:			
33.1 Paid in .....			
33.2 Transferred to capital (Stock Dividend) .....			
33.3 Transferred from capital .....			
34. Net remittances from or (to) Home Office .....			
35. Dividends to stockholders .....			
36. Change in treasury stock .....			
37. Aggregate write-ins for gains and losses in surplus .....			
38. Change in surplus as regards policyholders (Lines 22 through 37).....	1,046,823	(5,476,423)	(9,505,369)
39. Surplus as regards policyholders, as of statement date (Lines 21 plus 38)	58,111,560	61,093,682	57,064,737
DETAILS OF WRITE-INS			
0501. ....			
0502. ....			
0503. ....			
0598. Summary of remaining write-ins for Line 5 from overflow page .....			
0599. Totals (Lines 0501 through 0503 plus 0598)(Line 5 above)			
1401. Other income .....	698	(1,155)	(1,155)
1402. Fines and penalties from regulatory authorities .....	(740)	(1,010)	(1,010)
1403. ....			
1498. Summary of remaining write-ins for Line 14 from overflow page .....			
1499. Totals (Lines 1401 through 1403 plus 1498)(Line 14 above)	(42)	(2,165)	(2,165)
3701. ....			
3702. ....			
3703. ....			
3798. Summary of remaining write-ins for Line 37 from overflow page .....			
3799. Totals (Lines 3701 through 3703 plus 3798)(Line 37 above)			

CASH FLOW

	1 Current Year To Date	2 Prior Year To Date	3 Prior Year Ended December 31
<b>Cash from Operations</b>			
1. Premiums collected net of reinsurance .....	62,586,010	55,579,031	76,024,303
2. Net investment income .....	3,661,219	3,170,842	4,487,220
3. Miscellaneous income .....	(235,491)	(146,883)	(224,448)
4. Total (Lines 1 to 3) .....	66,011,738	58,602,990	80,287,075
5. Benefit and loss related payments .....	47,387,114	38,893,499	53,881,190
6. Net transfers to Separate Accounts, Segregated Accounts and Protected Cell Accounts .....			
7. Commissions, expenses paid and aggregate write-ins for deductions .....	18,725,934	18,921,060	24,276,201
8. Dividends paid to policyholders .....			
9. Federal and foreign income taxes paid (recovered) net of \$ ..... tax on capital gains (losses) .....			
10. Total (Lines 5 through 9) .....	66,113,047	57,814,559	78,157,391
11. Net cash from operations (Line 4 minus Line 10) .....	(101,309)	788,431	2,129,684
<b>Cash from Investments</b>			
12. Proceeds from investments sold, matured or repaid:			
12.1 Bonds .....	8,604,040	11,432,339	15,312,750
12.2 Stocks .....			
12.3 Mortgage loans .....			
12.4 Real estate .....			
12.5 Other invested assets .....			
12.6 Net gains or (losses) on cash, cash equivalents and short-term investments .....			871
12.7 Miscellaneous proceeds .....		1,168,267	
12.8 Total investment proceeds (Lines 12.1 to 12.7) .....	8,604,040	12,600,606	15,313,621
13. Cost of investments acquired (long-term only):			
13.1 Bonds .....	2,136,958	608,228	608,228
13.2 Stocks .....			
13.3 Mortgage loans .....			
13.4 Real estate .....			
13.5 Other invested assets .....			
13.6 Miscellaneous applications .....			5,991,833
13.7 Total investments acquired (Lines 13.1 to 13.6) .....	2,136,958	608,228	6,600,061
14. Net increase (or decrease) in contract loans and premium notes .....			
15. Net cash from investments (Line 12.8 minus Line 13.7 and Line 14) .....	6,467,082	11,992,378	8,713,560
<b>Cash from Financing and Miscellaneous Sources</b>			
16. Cash provided (applied):			
16.1 Surplus notes, capital notes .....			
16.2 Capital and paid in surplus, less treasury stock .....			(4)
16.3 Borrowed funds .....			
16.4 Net deposits on deposit-type contracts and other insurance liabilities .....			
16.5 Dividends to stockholders .....			
16.6 Other cash provided (applied) .....	(224,106)	583,510	(355,374)
17. Net cash from financing and miscellaneous sources (Line 16.1 through Line 16.4 minus Line 16.5 plus Line 16.6) .....	(224,106)	583,510	(355,378)
<b>RECONCILIATION OF CASH, CASH EQUIVALENTS AND SHORT-TERM INVESTMENTS</b>			
18. Net change in cash, cash equivalents and short-term investments (Line 11, plus Lines 15 and 17) .	6,141,666	13,364,319	10,487,866
19. Cash, cash equivalents and short-term investments:			
19.1 Beginning of year .....	40,436,996	29,949,130	29,949,130
19.2 End of period (Line 18 plus Line 19.1)	46,578,662	43,313,449	40,436,996

Note: Supplemental disclosures of cash flow information for non-cash transactions:

--	--	--	--

STATEMENT AS OF SEPTEMBER 30, 2024 OF THE American National General Insurance Company

NOTES TO FINANCIAL STATEMENTS

NOTE 1 Summary of Significant Accounting Policies and Going Concern

A. Accounting Practices

The accompanying financial statements of American National General Insurance Company ("the Company") are presented in conformity with Statutory Accounting Principles ("SAP") and on the basis of accounting practices prescribed or permitted by the Missouri Department of Insurance.

The Missouri Department of Insurance recognizes only statutory accounting practices prescribed or permitted by the state of Missouri for determining and reporting the financial condition and results of operations of an insurance company, and for determining its solvency under the Missouri Insurance Law. The National Association of Insurance Commissioners' ("NAIC") *Accounting Practices and Procedures Manual* has been adopted as a component of prescribed or permitted practices by the state of Missouri ("Missouri SAP"). The state has implemented and adopted certain exceptions to the prescribed or permitted accounting practices found in NAIC SAP *Statement of Statutory Accounting Principles* ("SSAP") and the Director of Insurance has the right to permit other specific practices that deviate from prescribed practices ("permitted practice"). While differences exist between NAIC SAP and Missouri SAP, those differences do not apply to the Company. As of the date of this report, the Company has not implemented any such exceptions, has not requested permission for a permitted practice, nor been directed by the state of Missouri to implement any accounting practice unique to the Company.

A reconciliation of the Company's net income and capital and surplus between NAIC SAP and practices prescribed or permitted by the state of Missouri is shown below:

	F/S		F/S			
	SSAP #	Page	Line #		2024	2023
NET INCOME						
(1) State basis (Page 4, Line 20, Columns 1 & 3)	XXX	XXX	XXX	\$	1,045,786	\$ (10,548,106)
(2) State Prescribed Practices that are an increase/(decrease) from NAIC SAP:						
(3) State Permitted Practices that are an increase/(decrease) from NAIC SAP:						
(4) NAIC SAP (1-2-3=4)					\$ 1,045,786	\$ (10,548,106)
SURPLUS						
(5) State basis (Page 3, Line 37, Columns 1 & 2)	XXX	XXX	XXX	\$	58,111,560	\$ 57,064,737
(6) State Prescribed Practices that are an increase/(decrease) from NAIC SAP:						
(7) State Permitted Practices that are an increase/(decrease) from NAIC SAP:						
(8) NAIC SAP (5-6-7=8)					\$ 58,111,560	\$ 57,064,737

B. Use of Estimates in the Preparation of the Financial Statements

No significant change.

C. Accounting Policy

(1) No significant change

(2) The Company has no investment in mandatory convertible securities or SVO identified investments. Bonds not backed by other loans are generally stated at amortized cost using the scientific interest method, except for bonds with an NAIC designation of 3-6, which are recorded at the lower of cost or estimated fair value.

(3) No significant change.

(4) No significant change.

(5) No significant change.

(6) Loan-backed and structured securities are stated at either amortized cost or, when the NAIC rating is 3-6, at the lower of amortized cost or fair market value. Amortized cost is determined using the retrospective method and includes anticipated prepayments.

(7) No significant change.

(8) No significant change.

(9) No significant change.

(10) No significant change.

(11) No significant change.

(12) No significant change.

(13) No significant change.

D. Going Concern

Based upon its evaluation of relevant conditions and events, management did not have substantial doubt about the Company's ability to continue as a going concern.

NOTE 2 Accounting Changes and Corrections of Errors

No significant change.

NOTE 3 Business Combinations and Goodwill

No significant change.

NOTE 4 Discontinued Operations

No significant change.

NOTE 5 Investments

A. Mortgage Loans, including Mezzanine Real Estate Loans

No significant change.

STATEMENT AS OF SEPTEMBER 30, 2024 OF THE American National General Insurance Company

NOTES TO FINANCIAL STATEMENTS

B. Debt Restructuring

No significant change.

C. Reverse Mortgages

No significant change.

D. Loan-Backed Securities

(1) Prepayment assumptions for mortgage-backed/asset-backed securities were obtained from independent third party pricing services or internal estimates.

(2) At September 30, 2024, the Company did not have any securities within the scope of SSAP No 43R with a recognized other-than temporary impairment due to the intent to sell or an inability or lack of intent to retain the security for period of time sufficient to recover the amortized cost basis.

(3) At September 30, 2024, the Company did not hold any loan-backed and structured securities with a recognized credit-related OTTI.

(4) Loan-backed and structured securities in unrealized loss positions are as follows:

a. The aggregate amount of unrealized losses:	
1. Less than 12 Months	\$ —
2. 12 Months or Longer	\$ (69,834)
b. The aggregate related fair value of securities with unrealized losses:	
1. Less than 12 Months	\$ —
2. 12 Months or Longer	\$ 984,966

(5) All loan-backed and structured securities in an unrealized loss position were reviewed to determine whether an other-than-temporary impairment should be recognized. As of September 30, 2024, the Company believes it has the intent and ability to hold securities long enough to allow the cost basis of these securities to be recovered. Although the investment securities above did not meet management’s criteria for other-than-temporary impairment at this time, it is possible that future events or information could cause them to conclude that declines in value are other-than-temporary.

E. Dollar Repurchase Agreements and/or Securities Lending Transactions

Not applicable - The Company has no repurchase agreements or securities lending transactions.

F. Repurchase Agreements Transactions Accounted for as Secured Borrowing

Not applicable - The Company has no repurchase agreements transactions.

G. Reverse Repurchase Agreements Transactions Accounted for as Secured Borrowing

Not applicable - The Company has no reverse repurchase agreements transactions.

H. Repurchase Agreements Transactions Accounted for as a Sale

Not applicable - The Company has no repurchase agreements transactions.

I. Reverse Repurchase Agreements Transactions Accounted for as a Sale

Not applicable - The Company has no reverse repurchase agreements transactions.

J. Real Estate

No significant change.

K. Low Income Housing tax Credits (LIHTC)

No significant change.

L. Restricted Assets

No significant change.

M. Working Capital Finance Investments

Not applicable - The Company has no working capital finance investments.

N. Offsetting and Netting of Assets and Liabilities

Not applicable - The Company has no offsetting and netting of assets and liabilities.

O. 5GI Securities

No significant change.

P. Short Sales

No significant change.

Q. Prepayment Penalty and Acceleration Fees

No significant change.

R. Reporting Entity’s Share of Cash Pool by Asset Type

Not applicable - The Company did not participate in any cash pools.

NOTE 6 Joint Ventures, Partnerships and Limited Liability Companies

No significant change.

NOTE 7 Investment Income

No significant change.

NOTE 8 Derivative Instruments

Not applicable - The Company has no investments in derivative instruments.



STATEMENT AS OF SEPTEMBER 30, 2024 OF THE American National General Insurance Company

**NOTES TO FINANCIAL STATEMENTS**

**NOTE 9 Income Taxes**

No significant change.

**NOTE 10 Information Concerning Parent, Subsidiaries, Affiliates and Other Related Parties**

A.-F. No significant change.

G. On May 2, 2024, the Company’s indirect parent company, Brookfield Wealth Solutions Ltd. (formerly known as Brookfield Reinsurance Ltd.), completed its acquisition of American Equity Investment Life Holding Company (“AEL”). Effective May 7, 2024, American National Group, LLC, an indirect parent company of the Company, merged into AEL, with AEL being the survivor. AEL’s name was changed effective May 7, 2024 to "American National Group Inc."

H.-O. No significant change.

**NOTE 11 Debt**

A. No significant change.

B. FHLB (Federal Home Loan Bank) Agreements

Not applicable - The Company has no Federal Home Loan Bank agreements.

**NOTE 12 Retirement Plans, Deferred Compensation, Postemployment Benefits and Compensated Absences and Other Postretirement Benefit Plan**

A. Defined Benefit Plan

Not applicable - The Company has no defined benefit plans.

B. Investment Strategies for Plan Assets

No significant change.

C. The fair value of each class of plan assets

No significant change.

D. Basis of Long Term Rate of Return on Plan Assets

No significant change.

E. Defined Contribution Plan

No significant change.

F. Multiemployer Plans

No significant change.

G. Consolidated/Holding Company Plans

No significant change.

H. Postemployment Benefits and Compensated Absences

No significant change.

I. Impact of Medicare Modernization Act on Postretirement Benefits (INT 04-17)

No significant change.

**NOTE 13 Capital and Surplus, Dividend Restrictions and Quasi-Reorganizations**

No significant change.

**NOTE 14 Liabilities, Contingencies and Assessments**

No significant change.

**NOTE 15 Leases**

No significant change.

**NOTE 16 Information About Financial Instruments With Off-Balance Sheet Risk and Financial Instruments With Concentrations of Credit Risk**

No significant change.

**NOTE 17 Sale, Transfer and Servicing of Financial Assets and Extinguishments of Liabilities**

Not applicable – The Company had no sales, transfers, or servicing of financial assets and extinguishment of liabilities during the reporting periods.

**NOTE 18 Gain or Loss to the Reporting Entity from Uninsured Plans and the Uninsured Portion of Partially Insured Plans**

No significant change.

**NOTE 19 Direct Premium Written/Produced by Managing General Agents/Third Party Administrators**

No significant change.

STATEMENT AS OF SEPTEMBER 30, 2024 OF THE American National General Insurance Company

NOTES TO FINANCIAL STATEMENTS

NOTE 20 Fair Value Measurements

A. Fair Value Measurements at Reporting Date

(1) Assets and Liabilities fair value levels of the Fair Value hierarchy

Description for each class of asset or liability	(Level 1)	(Level 2)	(Level 3)	Net Asset Value (NAV)	Total
a. Assets at fair value					
	\$ —	\$ —	\$ —	\$ —	\$ —
Total assets at fair value/NAV	\$ —	\$ —	\$ —	\$ —	\$ —

Description for each class of asset or liability	(Level 1)	(Level 2)	(Level 3)	Net Asset Value (NAV)	Total
b. Liabilities at fair value					
	\$ —	\$ —	\$ —	\$ —	\$ —
Total liabilities at fair value	\$ —	\$ —	\$ —	\$ —	\$ —

(2) Fair Value Measurements in (Level 3) of the Fair Value hierarchy

There were no Level 3 securities for the period ending September 30, 2024.

(3) Transfer between levels, if any, are recognized at the beginning of the reporting period.

(4) The market values of equity and debt securities are obtained from various pricing services. There has been no change in the valuation techniques and related inputs.

(5) The Company does not own any derivative securities.

B. The Company's financial assets and liabilities carried at fair value have been classified, for disclosure purposes, based on a hierarchy defined by SSAP No. 100, *Fair Value Measurements*. Fair value is defined as the price that would be received to sell an asset or paid to transfer a liability in an orderly transaction between market participants at the measurement date. This guidance establishes a framework for measuring fair value that includes a hierarchy used to classify the inputs used in measuring fair value. The hierarchy prioritizes the inputs to valuation techniques used to measure fair value into three levels. The level in the fair value hierarchy within which the fair value measurement falls is determined based on the lowest level input that is significant to the fair value measurement.

Level 1: Fair value is based on unadjusted quoted prices for identical assets or liabilities in an active market. Active markets are defined as a market in which many transactions occur with sufficient frequency and volume to provide pricing information on an ongoing basis.

Level 2: Observable inputs other than level 1 prices, such as quoted prices in active markets for similar assets or liabilities; quoted prices in markets that are not active for identical or similar assets or liabilities, or other model driven inputs that are observable or can be corroborated by observable market data for substantially the full term of the assets or liabilities. Valuations are generally obtained from third-party pricing services for identical or comparable assets or liabilities or through the use of valuation methodologies using observable market inputs.

Level 3: Instruments whose values are based on prices or valuation techniques that require inputs that are both unobservable and significant to the overall fair value measurement. These inputs reflect management's own assumptions in pricing the asset or liability. Pricing may also be based upon broker quotes that do not represent an offer to transact. Prices are determined using valuation methodologies such as option pricing models, discounted cash flow models and other similar techniques. Non-binding broker quotes, which are utilized when pricing service information is not available, are reviewed for reasonableness based on the Company's understanding of the market and are generally considered Level 3. To the extent the internally developed valuations use significant unobservable inputs, they are classified as Level 3.

The availability of observable inputs varies by instrument. In situations where fair value is based on internally developed pricing models or inputs that are unobservable in the market, the determination of fair value requires more judgment. The degree of judgment exercised by the Company in determining fair value is typically greatest for instruments categorized in Level 3. In many instances, valuation inputs used to measure fair value fall into different levels of the fair value hierarchy. The category level in the fair value hierarchy is determined based on the lowest level input that is significant to the fair value measurement in its entirety. The Company uses prices and inputs that are current as of the measurement date, including during periods of market disruption. In periods of market disruption, the ability to observe prices and inputs may be reduced for many instruments.

The Company is responsible for the determination of fair value and the supporting assumptions and methodologies. The Company gains assurance that assets and liabilities are appropriately valued through the execution of various processes and controls designed to ensure the overall reasonableness and consistent application of valuation methodologies, including inputs and assumptions, and compliance with accounting standards. For fair values received from third parties or internally estimated, the Company's processes and controls are designed to ensure that the valuation methodologies are appropriate and consistently applied, the inputs and assumptions are reasonable and consistent with the objective of determining fair value, and the fair values are accurately recorded. For example, on a continuing basis, the Company assesses the reasonableness of individual fair values that have stale security prices or that exceed certain thresholds as compared to previous fair values received from valuation service providers or brokers or derived from internal models.

C. Aggregate fair value for all financial instruments and the level within the fair value hierarchy in which the fair value measurements in their entirety fall. The table below reflects the fair values and admitted values of all admitted assets that are financial instruments. The fair values are also categorized into the three- level fair value hierarchy as described above in the Note 20B.

Type of Financial Instrument	Aggregate Fair Value	Admitted Assets	(Level 1)	(Level 2)	(Level 3)	Net Asset Value (NAV)	Not Practicable (Carrying Value)
Bonds	\$ 72,002,128	\$ 76,219,523	\$ 3,139,455	\$ 68,862,673	\$ —	\$ —	\$ —
Cash, cash equivalents and short-term investments	\$ 46,578,662	\$ 46,578,662	\$ 46,578,662	\$ —	\$ —	\$ —	\$ —

The estimated fair values of the financial instruments presented above are determined by the Company using market information available as of the end of the current quarter. Considerable judgment is required to interpret market data in developing the estimates of fair value for financial instruments for which there are no available market value quotations. The estimates presented are not necessarily indicative of the amounts the Company could realize in a market exchange. The use of different market assumptions and/or estimation methodologies may have a material effect on the estimated fair value amounts.

Level 1 financial instruments

Unadjusted quoted prices for these securities are provided to the Company by independent pricing services. Cash included in Level 1 represents cash on hand.

Level 2 financial instruments

Bonds included in Level 2 are valued principally by third party pricing services using market observable inputs. Because most bonds do not trade daily, independent pricing services regularly derive fair values using recent trades of securities with similar features. When recent trades are not available, pricing models are used to estimate the fair values of securities by discounting future cash flows at estimated market interest rates. Typical inputs to models used by independent pricing services include but are not limited to benchmark yields, reported trades, broker-dealer quotes, issuer spreads, benchmark securities, bids, offers, reference data, and industry and economic events. Additionally, for loan-backed and structured securities, valuation is based primarily on market inputs including benchmark yields, expected prepayment speeds, loss severity, delinquency rates, weighted average coupon, weighted average maturity and issuance specific information. Issuance specific information includes collateral type, payment terms of underlying assets, payment priority within the tranche, structure of the security, deal performance and vintage of loans.

Level 3 financial instruments

Valuation techniques for bonds and cash, cash equivalents, and short-term investments included in Level 3 are generally the same as those described in Level 2 except that the techniques utilize inputs that are not readily observable in the market, including illiquidity premiums and spread adjustments to reflect industry trends or specific credit-related issues. The Company assesses the significance of unobservable inputs for each security and classifies that security in Level 3 as a result of the significance of unobservable inputs.

STATEMENT AS OF SEPTEMBER 30, 2024 OF THE American National General Insurance Company

NOTES TO FINANCIAL STATEMENTS

D. Not Practicable to Estimate Fair Value

As of September 30, 2024, there were no financial instruments for which it is not practicable for the Company to estimate their fair value.

E. Investments measured using Net Asset Value

Not Applicable - The Company had no investments measured using Net Asset Value.

NOTE 21 Other Items

A. Unusual or Infrequent Items

No significant change.

B. Troubled Debt Restructuring: Debtors

No significant change.

C. Other Disclosures

In Q2 2024, the Company began exiting the Homeowners insurance market in Louisiana. In Q3 2024, the Company began exiting the Homeowners insurance market in Oklahoma and South Dakota.

D. Business Interruption Insurance Recoveries

No significant change.

E. State Transferable and Non-transferable Tax Credits

No significant change.

F. Subprime Mortgage Related Risk Exposure

No significant change.

G. Insurance-Linked Securities (ILS) Contracts

No significant change.

H. The Amount That Could Be Realized on Life Insurance Where the Reporting Entity is Owner and Beneficiary or Has Otherwise Obtained Rights to Control the Policy

No significant change.

NOTE 22 Events Subsequent

Subsequent events have been considered through November 15, 2024, the date the accompanying statutory financial statements were available to be issued.

Type I - Recognized Subsequent Events:

There were no recognized subsequent events for the period ended September 30, 2024.

Type II - Nonrecognized Subsequent Events:

In Q4 2024, the Company began exiting the homeowners insurance market in Pennsylvania.

NOTE 23 Reinsurance

A.-D. No significant change.

E. Commutation of Ceded Reinsurance

The company has reported in its operations in the current year as a result of commutation of reinsurance with the companies listed below, amounts that are reflected as:

(1) Losses Incurred	\$	1,569
(2) Loss Adjustment Expenses Incurred	\$	336
(3) Premiums Earned	\$	—
(4) Other	\$	—
(5) <u>Company</u>		<u>Amount</u>
Secquaero Re Arvine IC Limited	\$	1,905

F-K. No significant change.

NOTE 24 Retrospectively Rated Contracts & Contracts Subject to Redetermination

The Company's CASHBACK program refunds the policyholder 15% to 25% of the qualifying auto and homeowner premiums if the policyholder remains claim free for a period of three years. The Company estimates retrospective premium adjustments by the application of the historical ratio of return premium to original qualifying CASHBACK premium. This ratio is applied to the qualifying eligible CASHBACK premium to determine future retrospective return premium. The Company records accrued retrospective return premium as an adjustment to earned premiums.

NOTE 25 Change in Incurred Losses and Loss Adjustment Expenses

A. Incurred losses and loss adjustment expenses attributable to insured events of prior years have increased by \$983,000 in 2024. This change is the result of ongoing analysis of recent loss development trends. Original estimates are increased or decreased as additional information becomes known regarding individual claims and such adjustments are included in current operations.

B. There were no significant changes in methodologies and assumptions used in calculating the liability for unpaid losses and loss adjustment expenses.

NOTE 26 Intercompany Pooling Arrangements

No significant change.

NOTE 27 Structured Settlements

No significant change.

NOTE 28 Health Care Receivables

No significant change.

STATEMENT AS OF SEPTEMBER 30, 2024 OF THE American National General Insurance Company

**NOTES TO FINANCIAL STATEMENTS**

**NOTE 29 Participating Policies**

No significant change.

**NOTE 30 Premium Deficiency Reserves**

No significant change.

**NOTE 31 High Deductibles**

No significant change.

**NOTE 32 Discounting of Liabilities for Unpaid Losses or Unpaid Loss Adjustment Expenses**

No significant change.

**NOTE 33 Asbestos/Environmental Reserves**

No significant change.

**NOTE 34 Subscriber Savings Accounts**

No significant change.

**NOTE 35 Multiple Peril Crop Insurance**

No significant change.

**NOTE 36 Financial Guaranty Insurance**

Not applicable - The Company does not issue financial guaranty insurance.

STATEMENT AS OF SEPTEMBER 30, 2024 OF THE American National General Insurance Company

GENERAL INTERROGATORIES

PART 1 - COMMON INTERROGATORIES

GENERAL

1.1

Did the reporting entity experience any material transactions requiring the filing of Disclosure of Material Transactions with the State of Domicile, as required by the Model Act?

Yes [ ] No [ X ]

1.2

If yes, has the report been filed with the domiciliary state?

Yes [ ] No [ ]

2.1

Has any change been made during the year of this statement in the charter, by-laws, articles of incorporation, or deed of settlement of the reporting entity?

Yes [ ] No [ X ]

2.2

If yes, date of change:

3.1

Is the reporting entity a member of an Insurance Holding Company System consisting of two or more affiliated persons, one or more of which is an insurer?  
If yes, complete Schedule Y, Parts 1 and 1A.

Yes [ X ] No [ ]

3.2

Have there been any substantial changes in the organizational chart since the prior quarter end?

Yes [ ] No [ X ]

3.3

If the response to 3.2 is yes, provide a brief description of those changes.

3.4

Is the reporting entity publicly traded or a member of a publicly traded group?

Yes [ X ] No [ ]

3.5

If the response to 3.4 is yes, provide the CIK (Central Index Key) code issued by the SEC for the entity/group.

1837429

4.1

Has the reporting entity been a party to a merger or consolidation during the period covered by this statement?

Yes [ ] No [ X ]

4.2

If yes, provide the name of the entity, NAIC Company Code, and state of domicile (use two letter state abbreviation) for any entity that has ceased to exist as a result of the merger or consolidation.

1	2	3
Name of Entity	NAIC Company Code	State of Domicile

5.

If the reporting entity is subject to a management agreement, including third-party administrator(s), managing general agent(s), attorney-in-fact, or similar agreement, have there been any significant changes regarding the terms of the agreement or principals involved?  
If yes, attach an explanation.

Yes [ ] No [ X ] N/A [ ]

6.1

State as of what date the latest financial examination of the reporting entity was made or is being made.

12/31/2020

6.2

State the as of date that the latest financial examination report became available from either the state of domicile or the reporting entity. This date should be the date of the examined balance sheet and not the date the report was completed or released.

12/31/2020

6.3

State as of what date the latest financial examination report became available to other states or the public from either the state of domicile or the reporting entity. This is the release date or completion date of the examination report and not the date of the examination (balance sheet date).

06/03/2022

6.4

By what department or departments?  
Missouri Department of Commerce & Insurance

6.5

Have all financial statement adjustments within the latest financial examination report been accounted for in a subsequent financial statement filed with Departments?

Yes [ ] No [ ] N/A [ X ]

6.6

Have all of the recommendations within the latest financial examination report been complied with?

Yes [ ] No [ ] N/A [ X ]

7.1

Has this reporting entity had any Certificates of Authority, licenses or registrations (including corporate registration, if applicable) suspended or revoked by any governmental entity during the reporting period?

Yes [ ] No [ X ]

7.2

If yes, give full information:

8.1

Is the company a subsidiary of a bank holding company regulated by the Federal Reserve Board?

Yes [ ] No [ X ]

8.2

If response to 8.1 is yes, please identify the name of the bank holding company.

8.3

Is the company affiliated with one or more banks, thrifts or securities firms?

Yes [ X ] No [ ]

8.4

If response to 8.3 is yes, please provide below the names and location (city and state of the main office) of any affiliates regulated by a federal regulatory services agency [i.e. the Federal Reserve Board (FRB), the Office of the Comptroller of the Currency (OCC), the Federal Deposit Insurance Corporation (FDIC) and the Securities Exchange Commission (SEC)] and identify the affiliate's primary federal regulator.

1	2	3	4	5	6
Affiliate Name	Location (City, State)	FRB	OCC	FDIC	SEC
ANICO Financial Services Inc.	Galveston, Texas	NO	NO	NO	YES
AEL Financial Services, LLC	Charlotte, North Carolina	NO	NO	NO	YES

STATEMENT AS OF SEPTEMBER 30, 2024 OF THE American National General Insurance Company

GENERAL INTERROGATORIES

9.1

Are the senior officers (principal executive officer, principal financial officer, principal accounting officer or controller, or persons performing similar functions) of the reporting entity subject to a code of ethics, which includes the following standards? .....  
(a) Honest and ethical conduct, including the ethical handling of actual or apparent conflicts of interest between personal and professional relationships;  
(b) Full, fair, accurate, timely and understandable disclosure in the periodic reports required to be filed by the reporting entity;  
(c) Compliance with applicable governmental laws, rules and regulations;  
(d) The prompt internal reporting of violations to an appropriate person or persons identified in the code; and  
(e) Accountability for adherence to the code.

Yes [ X ] No [ ]

9.11

If the response to 9.1 is No, please explain:  
.....

9.2

Has the code of ethics for senior managers been amended? .....

Yes [ ] No [ X ]

9.21

If the response to 9.2 is Yes, provide information related to amendment(s).  
.....

9.3

Have any provisions of the code of ethics been waived for any of the specified officers? .....

Yes [ ] No [ X ]

9.31

If the response to 9.3 is Yes, provide the nature of any waiver(s).  
.....

FINANCIAL

10.1

Does the reporting entity report any amounts due from parent, subsidiaries or affiliates on Page 2 of this statement? .....

Yes [ X ] No [ ]

10.2

If yes, indicate any amounts receivable from parent included in the Page 2 amount: .....\$.....

510,630

INVESTMENT

11.1

Were any of the stocks, bonds, or other assets of the reporting entity loaned, placed under option agreement, or otherwise made available for use by another person? (Exclude securities under securities lending agreements.) .....

Yes [ ] No [ X ]

11.2

If yes, give full and complete information relating thereto:  
.....

12.

Amount of real estate and mortgages held in other invested assets in Schedule BA: .....

\$.....

13.

Amount of real estate and mortgages held in short-term investments: .....

\$.....

14.1

Does the reporting entity have any investments in parent, subsidiaries and affiliates? .....

Yes [ ] No [ X ]

14.2

If yes, please complete the following:

	1	2
	Prior Year-End Book/Adjusted Carrying Value	Current Quarter Book/Adjusted Carrying Value
14.21 Bonds .....	\$ .....	\$.....
14.22 Preferred Stock .....	\$ .....	\$.....
14.23 Common Stock .....	\$ .....	\$.....
14.24 Short-Term Investments .....	\$ .....	\$.....
14.25 Mortgage Loans on Real Estate .....	\$ .....	\$.....
14.26 All Other .....	\$ .....	\$.....
14.27 Total Investment in Parent, Subsidiaries and Affiliates (Subtotal Lines 14.21 to 14.26) .....	\$ .....	\$.....
14.28 Total Investment in Parent included in Lines 14.21 to 14.26 above .....	\$ .....	\$.....

15.1

Has the reporting entity entered into any hedging transactions reported on Schedule DB? .....

Yes [ ] No [ X ]

15.2

If yes, has a comprehensive description of the hedging program been made available to the domiciliary state? ..... Yes [ ] No [ ] N/A [ X ]  
If no, attach a description with this statement.  
.....

16.

For the reporting entity's security lending program, state the amount of the following as of the current statement date:

16.1

Total fair value of reinvested collateral assets reported on Schedule DL, Parts 1 and 2. ....

\$ .....

16.2

Total book/adjusted carrying value of reinvested collateral assets reported on Schedule DL, Parts 1 and 2 .....

\$ .....

16.3

Total payable for securities lending reported on the liability page. ....

\$ .....

7.1

STATEMENT AS OF SEPTEMBER 30, 2024 OF THE American National General Insurance Company

GENERAL INTERROGATORIES

17. Excluding items in Schedule E - Part 3 - Special Deposits, real estate, mortgage loans and investments held physically in the reporting entity's offices, vaults or safety deposit boxes, were all stocks, bonds and other securities, owned throughout the current year held pursuant to a custodial agreement with a qualified bank or trust company in accordance with Section 1, III - General Examination Considerations, F. Outsourcing of Critical Functions, Custodial or Safekeeping Agreements of the NAIC Financial Condition Examiners Handbook? ..... Yes [ X ] No [ ]
- 17.1 For all agreements that comply with the requirements of the NAIC Financial Condition Examiners Handbook, complete the following:

1 Name of Custodian(s)	2 Custodian Address
Bank of New York Mellon .....	One Wall Street, New York, NY .....

- 17.2 For all agreements that do not comply with the requirements of the NAIC Financial Condition Examiners Handbook, provide the name, location and a complete explanation:

1 Name(s)	2 Location(s)	3 Complete Explanation(s)

- 17.3 Have there been any changes, including name changes, in the custodian(s) identified in 17.1 during the current quarter? ..... Yes [ ] No [ X ]
- 17.4 If yes, give full information relating thereto:

1 Old Custodian	2 New Custodian	3 Date of Change	4 Reason

- 17.5 Investment management – Identify all investment advisors, investment managers, broker/dealers, including individuals that have the authority to make investment decisions on behalf of the reporting entity. For assets that are managed internally by employees of the reporting entity, note as such. ["...that have access to the investment accounts"; "...handle securities"]

1 Name of Firm or Individual	2 Affiliation
American National Insurance Company .....	A.....

- 17.5097 For those firms/individuals listed in the table for Question 17.5, do any firms/individuals unaffiliated with the reporting entity (i.e. designated with a "U") manage more than 10% of the reporting entity's invested assets?..... Yes [ ] No [ X ]

- 17.5098 For firms/individuals unaffiliated with the reporting entity (i.e. designated with a "U") listed in the table for Question 17.5, does the total assets under management aggregate to more than 50% of the reporting entity's invested assets?..... Yes [ ] No [ X ]

- 17.6 For those firms or individuals listed in the table for 17.5 with an affiliation code of "A" (affiliated) or "U" (unaffiliated), provide the information for the table below.

1 Central Registration Depository Number	2 Name of Firm or Individual	3 Legal Entity Identifier (LEI)	4 Registered With	5 Investment Management Agreement (IMA) Filed
.....	American National Insurance Company .....	98450090906CB7AD0P60 .....	.....	DS.....

- 18.1 Have all the filing requirements of the Purposes and Procedures Manual of the NAIC Investment Analysis Office been followed? ..... Yes [ X ] No [ ]
- 18.2 If no, list exceptions:

.....

19. By self-designating 5GI securities, the reporting entity is certifying the following elements for each self-designated 5GI security:
- a. Documentation necessary to permit a full credit analysis of the security does not exist or an NAIC CRP credit rating for an FE or PL security is not available.
  - b. Issuer or obligor is current on all contracted interest and principal payments.
  - c. The insurer has an actual expectation of ultimate payment of all contracted interest and principal.
- Has the reporting entity self-designated 5GI securities? ..... Yes [ ] No [ X ]

20. By self-designating PLGI securities, the reporting entity is certifying the following elements of each self-designated PLGI security:
- a. The security was purchased prior to January 1, 2018.
  - b. The reporting entity is holding capital commensurate with the NAIC Designation reported for the security.
  - c. The NAIC Designation was derived from the credit rating assigned by an NAIC CRP in its legal capacity as a NRSRO which is shown on a current private letter rating held by the insurer and available for examination by state insurance regulators.
  - d. The reporting entity is not permitted to share this credit rating of the PL security with the SVO.
- Has the reporting entity self-designated PLGI securities? ..... Yes [ ] No [ X ]

21. By assigning FE to a Schedule BA non-registered private fund, the reporting entity is certifying the following elements of each self-designated FE fund:
- a. The shares were purchased prior to January 1, 2019.
  - b. The reporting entity is holding capital commensurate with the NAIC Designation reported for the security.
  - c. The security had a public credit rating(s) with annual surveillance assigned by an NAIC CRP in its legal capacity as an NRSRO prior to January 1, 2019.
  - d. The fund only or predominantly holds bonds in its portfolio.
  - e. The current reported NAIC Designation was derived from the public credit rating(s) with annual surveillance assigned by an NAIC CRP in its legal capacity as an NRSRO.
  - f. The public credit rating(s) with annual surveillance assigned by an NAIC CRP has not lapsed.
- Has the reporting entity assigned FE to Schedule BA non-registered private funds that complied with the above criteria? ..... Yes [ ] No [ X ]

GENERAL INTERROGATORIES

PART 2 - PROPERTY & CASUALTY INTERROGATORIES

1.

If the reporting entity is a member of a pooling arrangement, did the agreement or the reporting entity's participation change? .....  
If yes, attach an explanation.  
.....

Yes [ ] No [ ] N/A [ X ]
2.

Has the reporting entity reinsured any risk with any other reporting entity and agreed to release such entity from liability, in whole or in part, from any loss that may occur on the risk, or portion thereof, reinsured? .....  
If yes, attach an explanation.  
.....

Yes [ ] No [ X ]
- 3.1

Have any of the reporting entity's primary reinsurance contracts been canceled? .....

Yes [ ] No [ X ]
- 3.2

If yes, give full and complete information thereto.  
.....
- 4.1

Are any of the liabilities for unpaid losses and loss adjustment expenses other than certain workers' compensation tabular reserves (see Annual Statement Instructions pertaining to disclosure of discounting for definition of " tabular reserves" ) discounted at a rate of interest greater than zero? .....

Yes [ ] No [ X ]
- 4.2

If yes, complete the following schedule:

			TOTAL DISCOUNT				DISCOUNT TAKEN DURING PERIOD			
1	2	3	4	5	6	7	8	9	10	11
Line of Business	Maximum Interest	Discount Rate	Unpaid Losses	Unpaid LAE	IBNR	TOTAL	Unpaid Losses	Unpaid LAE	IBNR	TOTAL
TOTAL										

5.

Operating Percentages:
- 5.1

A&H loss percent .....

%
- 5.2

A&H cost containment percent .....

%
- 5.3

A&H expense percent excluding cost containment expenses .....

%
- 6.1

Do you act as a custodian for health savings accounts? .....

Yes [ ] No [ X ]
- 6.2

If yes, please provide the amount of custodial funds held as of the reporting date .....\$.....
- 6.3

Do you act as an administrator for health savings accounts? .....

Yes [ ] No [ X ]
- 6.4

If yes, please provide the balance of the funds administered as of the reporting date .....\$.....
7.

Is the reporting entity licensed or chartered, registered, qualified, eligible or writing business in at least two states? .....

Yes [ X ] No [ ]
- 7.1

If no, does the reporting entity assume reinsurance business that covers risks residing in at least one state other than the state of domicile of the reporting entity? .....

Yes [ ] No [ ]



SCHEDULE F - CEDED REINSURANCE

Showing All New Reinsurers - Current Year to Date

1	2	3	4	5	6	7
NAIC Company Code	ID Number	Name of Reinsurer	Domiciliary Jurisdiction	Type of Reinsurer	Certified Reinsurer Rating (1 through 6)	Effective Date of Certified Reinsurer Rating
..... 13021 .....	..... 42-0644327 .....	United Fire & Cas Co .....	..... IA.....	Authorized.....	.....	.....
.....	..... RJ-3191435 .....	Conduit Reins Ltd .....	..... BMU.....	Reciprocal Jurisdiction.....	.....	.....
.....	..... AA-3191321 .....	Sirius Bermuda Ins Co Ltd .....	..... BMU.....	Unauthorized.....	.....	.....

SCHEDULE T - EXHIBIT OF PREMIUMS WRITTEN

Current Year to Date - Allocated by States and Territories

States, etc.	1 Active Status (a)	Direct Premiums Written		Direct Losses Paid (Deducting Salvage)		Direct Losses Unpaid	
		2 Current Year To Date	3 Prior Year To Date	4 Current Year To Date	5 Prior Year To Date	6 Current Year To Date	7 Prior Year To Date
1. Alabama .....	L	(96)	36,150	22	6,967	4,660	8,366
2. Alaska .....	N						
3. Arizona .....	L	7,123,438	4,379,221	4,523,945	2,246,824	2,540,235	1,831,202
4. Arkansas .....	L		25,977	16,170	53,898	4,558	5,685
5. California .....	L	5,754,498	4,812,486	3,730,617	2,389,993	674,570	578,282
6. Colorado .....	L	8,927	55,354	9,262	19,126	10,518	14,527
7. Connecticut .....	L						
8. Delaware .....	L						
9. District of Columbia .....	N						
10. Florida .....	L						30,000
11. Georgia .....	L	175,991	242,419	162,067	172,106	310,857	98,940
12. Hawaii .....	N						
13. Idaho .....	L	20,116	18,255	3,942	4,413	2,502	3,769
14. Illinois .....	L		2,353	1	11,053	764	833
15. Indiana .....	L	(315)	514	(328)	2,026	1,245	3,040
16. Iowa .....	L	(1,408)	(2,137)		918	629	2,041
17. Kansas .....	L	5,018	5,828		1,871	11,062	1,228
18. Kentucky .....	L	(351)	8,480	10	5,049	1,496	2,329
19. Louisiana .....	L	3,218,055	7,422,315	5,648,408	4,320,409	3,717,671	2,077,719
20. Maine .....	N						
21. Maryland .....	L						
22. Massachusetts .....	N						
23. Michigan .....	N						
24. Minnesota .....	L			(400)	33		
25. Mississippi .....	L	(1,746)	45,053	33	4,799	4,760	7,207
26. Missouri .....	L	2,745	5,687	13,194	13,642	2,776	69,339
27. Montana .....	L		(422)	(145)	9	195	21,530
28. Nebraska .....	L			(3,891)			
29. Nevada .....	L	15,870,520	15,128,998	13,916,175	12,881,123	11,496,795	11,515,895
30. New Hampshire .....	N						
31. New Jersey .....	N						
32. New Mexico .....	L	19,839	103,057	33,594	298,576	36,530	108,485
33. New York .....	N						
34. North Carolina .....	N						
35. North Dakota .....	L	(475)	(486)		4		25
36. Ohio .....	L	9,654,304	6,619,805	5,281,582	3,877,589	4,054,579	2,107,445
37. Oklahoma .....	L	6,129,102	5,731,055	4,312,347	3,835,790	2,034,701	1,974,948
38. Oregon .....	L		(176)		4	77	365
39. Pennsylvania .....	L	466,046	499,828	267,080	281,986	261,121	188,146
40. Rhode Island .....	N						
41. South Carolina .....	L	231,894	326,978	153,795	190,158	580,721	93,927
42. South Dakota .....	L	4,326,427	5,019,130	3,199,732	3,756,969	2,069,479	1,604,940
43. Tennessee .....	L	5,412,936	3,406,689	3,105,348	1,714,455	1,803,061	843,134
44. Texas .....	E	44,846,679	36,475,449	23,908,678	14,545,614	11,322,069	8,209,263
45. Utah .....	L	11,011,547	10,237,735	6,907,275	5,695,339	6,519,841	7,089,932
46. Vermont .....	N						
47. Virginia .....	L	(938)	9,264	7	76	1,809	2,076
48. Washington .....	L	3,305	59,438	30,156	47,426	32,069	97,674
49. West Virginia .....	L	1,418	54,505	71	50,661	6,970	6,151
50. Wisconsin .....	L						
51. Wyoming .....	L	12,030	60,130	57,253	9,148	99,053	283,167
52. American Samoa .....	N						
53. Guam .....	N						
54. Puerto Rico .....	N						
55. U.S. Virgin Islands .....	N						
56. Northern Mariana Islands .....	N						
57. Canada .....	N						
58. Aggregate Other Alien OT .....	XXX						
59. Totals	XXX	114,289,506	100,788,932	75,276,000	56,438,054	47,607,373	38,881,610
DETAILS OF WRITE-INS							
58001. ....	XXX						
58002. ....	XXX						
58003. ....	XXX						
58998. Summary of remaining write-ins for Line 58 from overflow page	XXX						
58999. Totals (Lines 58001 through 58003 plus 58998)(Line 58 above)	XXX						

(a) Active State Counts:

1. L - Licensed or Chartered - Licensed insurance carrier or domiciled RRG.....

2. R - Registered - Non-domiciled RRGs.....

3. E - Eligible - Reporting entities eligible or approved to write surplus lines in the state (other than their state of domicile - see DSLI).....

38

5

1

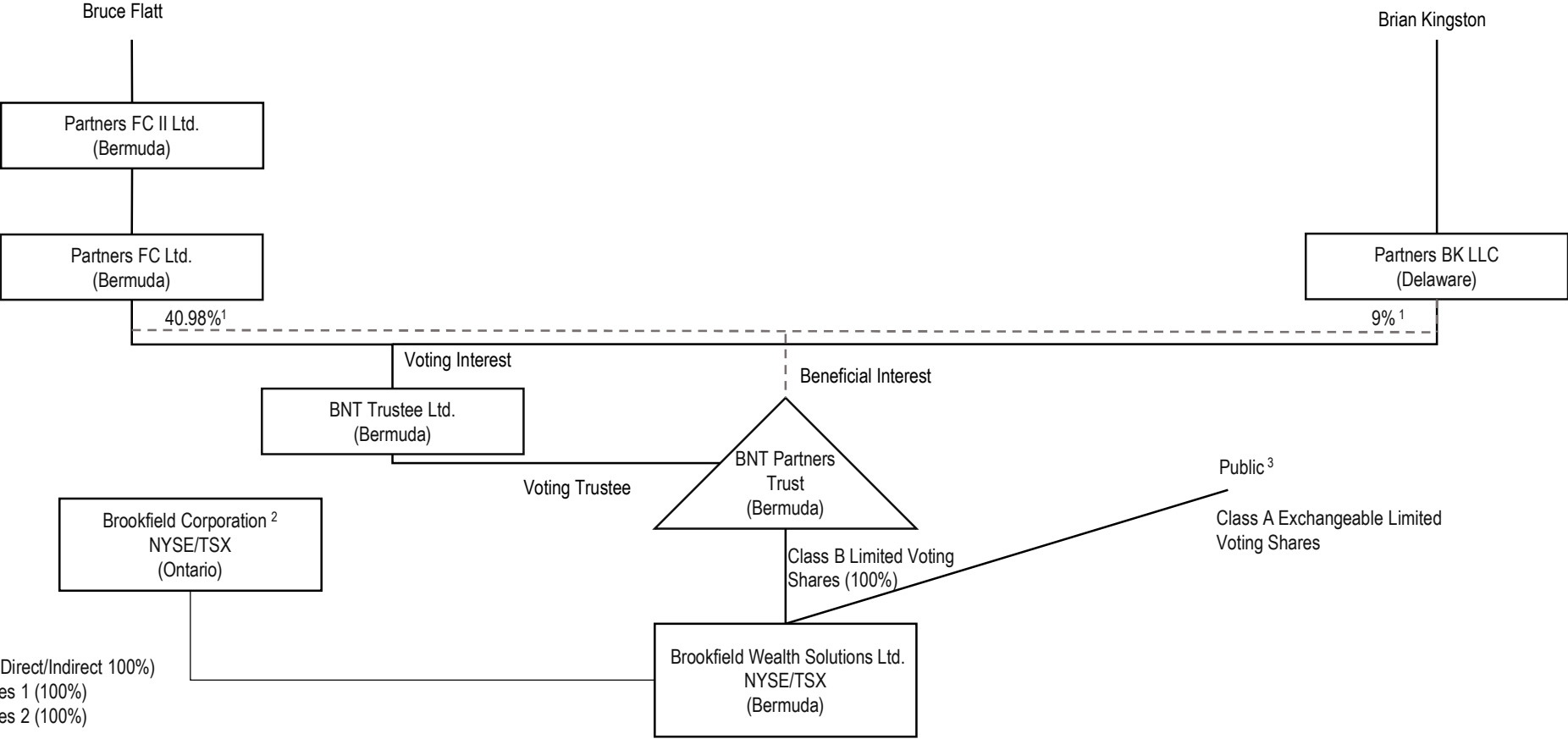
4. Q - Qualified - Qualified or accredited reinsurer.....

5. D - Domestic Surplus Lines Insurer (DSLII) - Reporting entities authorized to write surplus lines in the state of domicile.....

6. N - None of the above - Not allowed to write business in the state.....

18

SCHEDULE Y - INFORMATION CONCERNING ACTIVITIES OF INSURER MEMBERS OF A HOLDING COMPANY GROUP  
PART 1 - ORGANIZATIONAL CHART

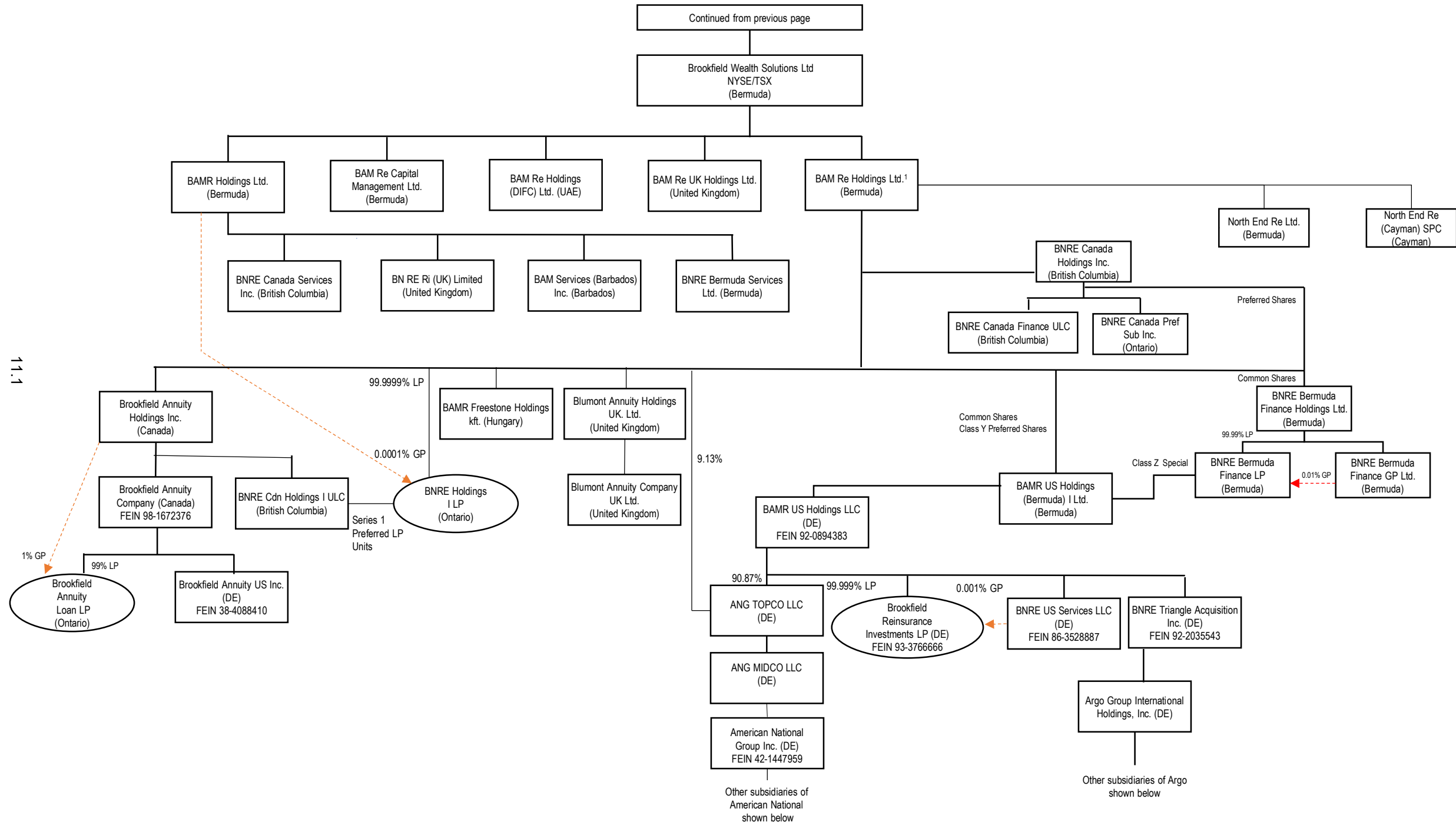


<sup>1</sup> This percentage represents both the percentage of beneficial interest in the BNT Partners Trust and the percentage of voting interest in BNT Trustee Ltd. The remaining 50.02% beneficial interest in BNT Partners Trust and 50.02% voting interest in BNT Trustee Ltd. is held through entities owned by (i) Sachin Shah (9%), (ii) Barry Blattman (9%) (iii) Cyrus Madon (8%), (iv) Connor Teskey (8%), (v) Anuj Ranjan (8%), and (vi) Bill Powell (8%).

<sup>2</sup> Pursuant to Commissioner's Order No. 2022-7321 (HCS No. 1130540), Brookfield Corporation is not a control person within the Registrants' holding company system, however Brookfield Corporation is included in this organizational chart due to certain commitments made by Brookfield Corporation in connection with its disclaimer of affiliation filing.

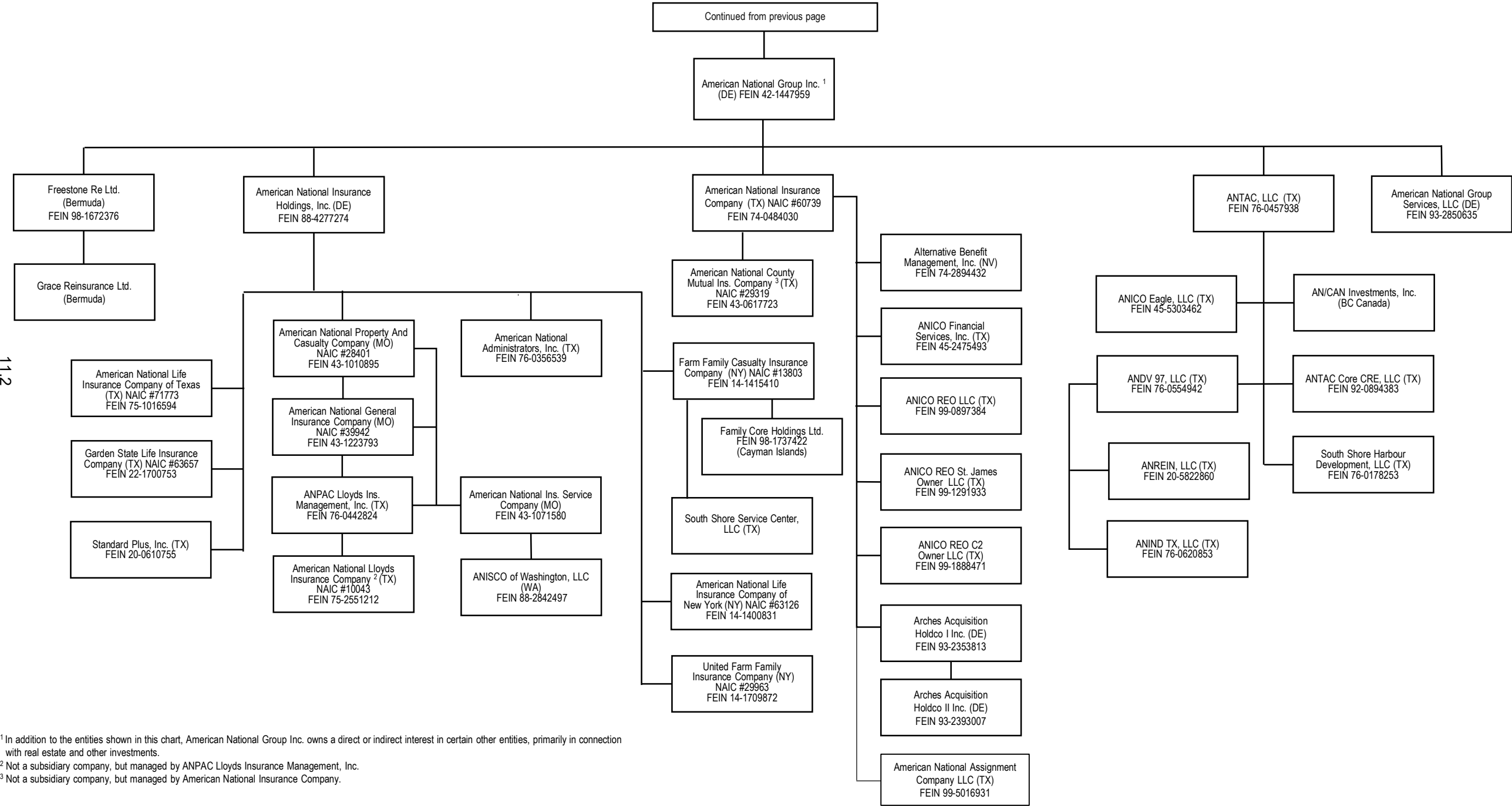
<sup>3</sup> In accordance with the Company's third amended and restated bye-laws, no person holds more than 9.9% of the voting power of the Class A Exchangeable Limited Voting Shares.

SCHEDULE Y - INFORMATION CONCERNING ACTIVITIES OF INSURER MEMBERS OF A HOLDING COMPANY GROUP  
PART 1 - ORGANIZATIONAL CHART



<sup>1</sup> In addition to the entities shown in this chart, BAM Re Holdings Ltd. owns direct or indirect interests in certain other entities, primarily in connection with investments.

SCHEDULE Y - INFORMATION CONCERNING ACTIVITIES OF INSURER MEMBERS OF A HOLDING COMPANY GROUP  
PART 1 - ORGANIZATIONAL CHART

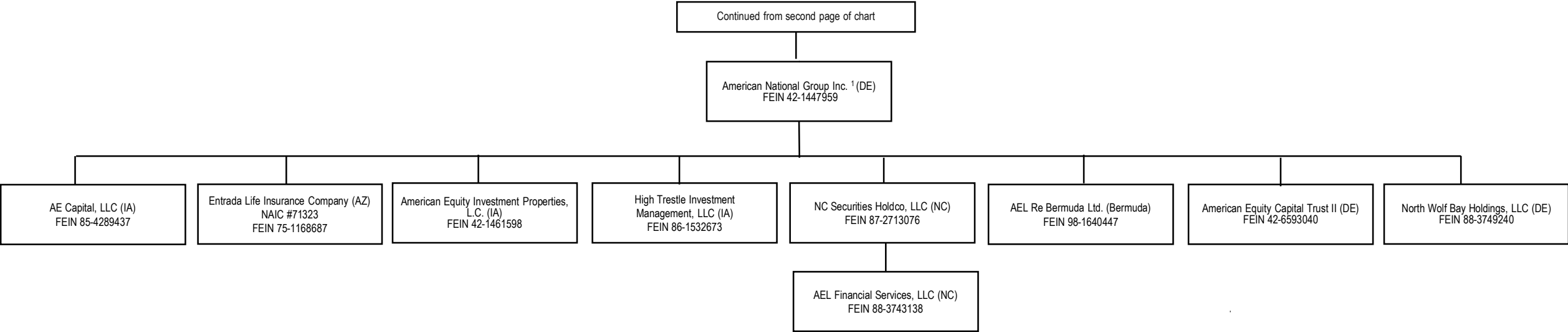


<sup>1</sup> In addition to the entities shown in this chart, American National Group Inc. owns a direct or indirect interest in certain other entities, primarily in connection with real estate and other investments.

<sup>2</sup> Not a subsidiary company, but managed by ANPAC Lloyds Insurance Management, Inc.

<sup>3</sup> Not a subsidiary company, but managed by American National Insurance Company.

SCHEDULE Y - INFORMATION CONCERNING ACTIVITIES OF INSURER MEMBERS OF A HOLDING COMPANY GROUP  
PART 1 - ORGANIZATIONAL CHART



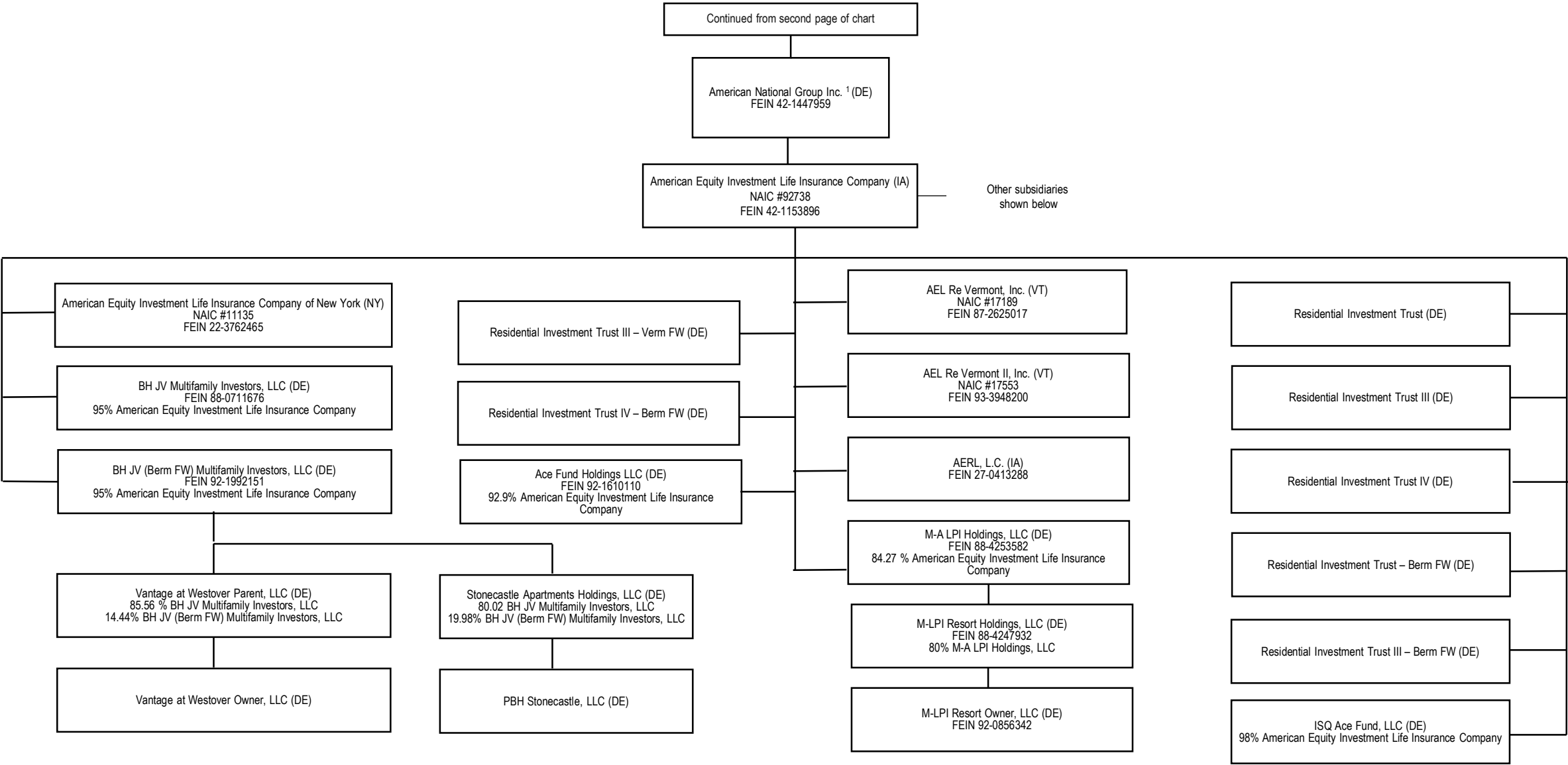
11.3

<sup>1</sup> In addition to the entities shown in this chart, American National Group Inc. owns a direct or indirect interest in certain other entities, primarily in connection with real estate and other investments.

Note: All subsidiaries are wholly owned, except as noted.

SCHEDULE Y - INFORMATION CONCERNING ACTIVITIES OF INSURER MEMBERS OF A HOLDING COMPANY GROUP  
PART 1 - ORGANIZATIONAL CHART

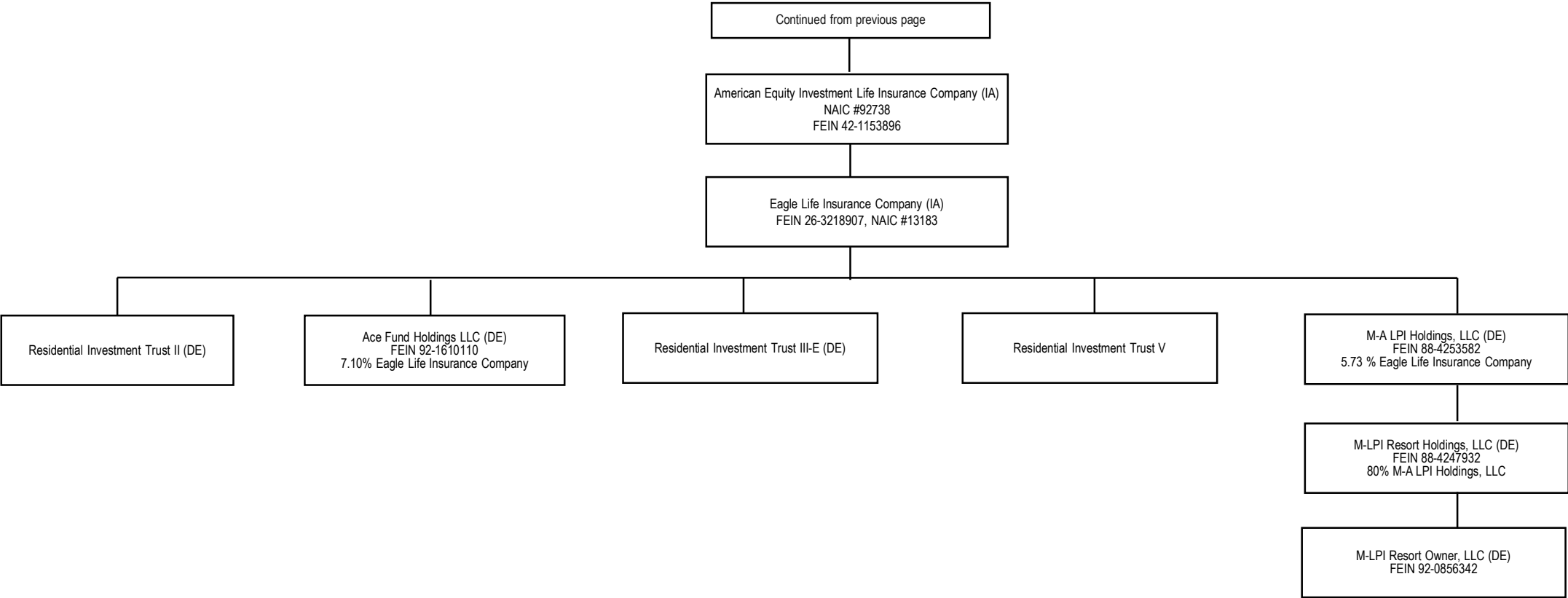
11.4



<sup>1</sup> In addition to the entities shown in this chart, American National Group Inc. owns a direct or indirect interest in certain other entities, primarily in connection with real estate and other investments.

Note: All subsidiaries are wholly owned, except as noted.

SCHEDULE Y - INFORMATION CONCERNING ACTIVITIES OF INSURER MEMBERS OF A HOLDING COMPANY GROUP  
PART 1 - ORGANIZATIONAL CHART



<sup>1</sup> In addition to the entities shown in this chart, American National Group Inc. owns a direct or indirect interest in certain other entities, primarily in connection with real estate and other investments.

Note: All subsidiaries are wholly owned, except as noted.

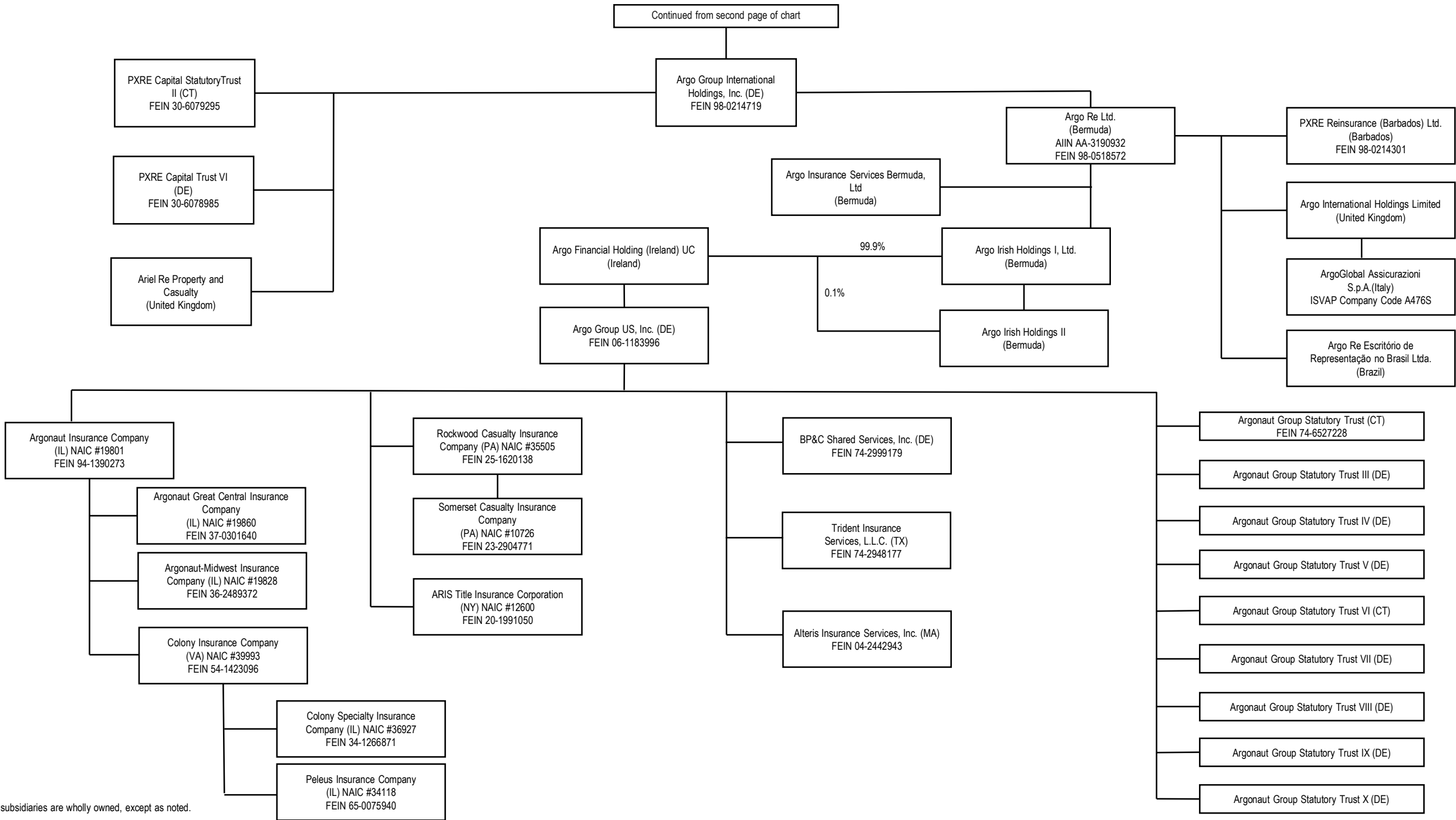


STATEMENT AS OF SEPTEMBER 30, 2024 OF THE American National General Insurance Company

SCHEDULE Y - INFORMATION CONCERNING ACTIVITIES OF INSURER MEMBERS OF A HOLDING COMPANY GROUP

PART 1 - ORGANIZATIONAL CHART

116



Note: All subsidiaries are wholly owned, except as noted.

SCHEDULE Y  
PART 1A - DETAIL OF INSURANCE HOLDING COMPANY SYSTEM

1	2	3	4	5	6	7	8	9	10	11	12 Type of Control (Ownership, Board, Management, Attorney-in-Fact, Influence, Other)	13 If Control is Owner- ship Provide Percen- tage	14 Ultimate Controlling Entity(ies)/Person(s)	15 Is an SCA Filing Re- quired? (Yes/No)	16
Group Code	Group Name	NAIC Company Code	ID Number	Federal RSSD	CIK	Name of Securities Exchange if Publicly Traded (U.S. or International)	Names of Parent, Subsidiaries Or Affiliates	Domi- ciliary Loca- tion	Rela- tion- ship to Reporting Entity	Directly Controlled by (Name of Entity/Person)					*
. 0408 ...	Brookfield Wealth Solutions Ltd. Group	... 60739 ...	74-0484030 ..	1343722 .....	.....	.....	American National Insurance Company .....	.. TX.....	... IA.....	American National Group Inc. ....	Ownership.....	100.000 ...	Brookfield Wealth Solutions Ltd. ....	... NO.....	... 1 .....
. 0408 ...	Brookfield Wealth Solutions Ltd. Group	... 71773 ...	75-1016594 ..	1343731 .....	.....	.....	American National Life Insurance Company of Texas .....	.. TX.....	... IA.....	American National Insurance Holdings, Inc. ....	Ownership.....	100.000 ...	Brookfield Wealth Solutions Ltd. ....	... NO.....	... 1 .....
. 0408 ...	Brookfield Wealth Solutions Ltd. Group	... 63657 ...	22-1700753 ..	.....	.....	.....	Garden State Life Insurance Company .....	.. TX.....	... IA.....	American National Insurance Holdings, Inc. ....	Ownership.....	100.000 ...	Brookfield Wealth Solutions Ltd. ....	... NO.....	... 1 .....
. 0408 ...	Brookfield Wealth Solutions Ltd. Group	... 63126 ...	14-1400831 ..	.....	.....	.....	American National Life Insurance Company of New York .....	.. NY.....	... IA.....	American National Insurance Holdings, Inc. ....	Ownership.....	100.000 ...	Brookfield Wealth Solutions Ltd. ....	... NO.....	... 1 .....
. 0408 ...	Brookfield Wealth Solutions Ltd. Group	... 13803 ...	14-1415410 ..	.....	.....	.....	Farm Family Casualty Insurance Company .....	.. NY.....	... IA.....	American National Insurance Holdings, Inc. ....	Ownership.....	100.000 ...	Brookfield Wealth Solutions Ltd. ....	... NO.....	... 1 .....
. 0408 ...	Brookfield Wealth Solutions Ltd. Group	... 29963 ...	14-1709872 ..	.....	.....	.....	United Farm Family Insurance Company .....	.. NY.....	... IA.....	American National Insurance Holdings, Inc. ....	Ownership.....	100.000 ...	Brookfield Wealth Solutions Ltd. ....	... NO.....	... 1 .....
. 0408 ...	Brookfield Wealth Solutions Ltd. Group	... 28401 ...	43-1010895 ..	1343946 .....	.....	.....	American National Property and Casualty Company .....	.. MO.....	... UDP.....	American National Insurance Holdings, Inc. ....	Ownership.....	100.000 ...	Brookfield Wealth Solutions Ltd. ....	... NO.....	... 1 .....
. 0408 ...	Brookfield Wealth Solutions Ltd. Group	... 39942 ...	43-1223793 ..	.....	.....	.....	American National General Insurance Company	.. MO.....	... RE.....	American National Property and Casualty Company .....	Ownership.....	100.000 ...	Brookfield Wealth Solutions Ltd. ....	... NO.....	... 1 .....
. 0408 ...	Brookfield Wealth Solutions Ltd. Group	... 29319 ...	43-0617723 ..	.....	.....	.....	American National County Mutual Insurance Company .....	.. TX.....	... IA.....	American National Insurance Company .....	Management.....	0.000 ...	Brookfield Wealth Solutions Ltd. ....	... NO.....	... 1 .....
. 0408 ...	Brookfield Wealth Solutions Ltd. Group	... 10043 ...	75-2551212 ..	.....	.....	.....	American National Lloyds Insurance Company ..	.. TX.....	... IA.....	ANPAC Lloyds Insurance Management, Inc. ...	Attorney-In-Fact.....	0.000 ...	Brookfield Wealth Solutions Ltd. ....	... NO.....	... 1 .....
. 0408 ...	Brookfield Wealth Solutions Ltd. Group	... 00000 ...	42-1447959 ..	3981379 .....	1039828 .....	NYSE .....	American National Group Inc. ....	.. DE.....	... UIP.....	BAMR US Holdings LLC .....	Ownership.....	90.900 ...	Brookfield Wealth Solutions Ltd. ....	... NO.....	... 1 .....
. 0408 ...	Brookfield Wealth Solutions Ltd. Group	... 00000 ...	88-4277274 ..	.....	.....	.....	American National Insurance Holdings, Inc. ..	.. DE.....	... UIP.....	American National Group Inc. ....	Ownership.....	100.000 ...	Brookfield Wealth Solutions Ltd. ....	... NO.....	... 1 .....
. 0408 ...	Brookfield Wealth Solutions Ltd. Group	... 00000 ...	76-0457938 ..	.....	.....	.....	ANTAC, LLC .....	.. TX.....	... NIA.....	American National Group Inc. ....	Ownership.....	100.000 ...	Brookfield Wealth Solutions Ltd. ....	... NO.....	... 1 .....
. 0408 ...	Brookfield Wealth Solutions Ltd. Group	... 00000 ...	74-2894432 ..	.....	.....	.....	Alternative Benefit Management, Inc. ....	.. NV.....	... NIA.....	American National Insurance Company .....	Ownership.....	100.000 ...	Brookfield Wealth Solutions Ltd. ....	... NO.....	... 1 .....
. 0408 ...	Brookfield Wealth Solutions Ltd. Group	... 00000 ...	45-2475493 ..	.....	.....	.....	ANICO Financial Services, Inc. ....	.. TX.....	... NIA.....	American National Insurance Company .....	Ownership.....	100.000 ...	Brookfield Wealth Solutions Ltd. ....	... NO.....	... 1 .....
. 0408 ...	Brookfield Wealth Solutions Ltd. Group	... 00000 ...	76-0356539 ..	.....	.....	.....	American National Administrators, Inc. ....	.. TX.....	... NIA.....	American National Insurance Holdings, Inc. ....	Ownership.....	100.000 ...	Brookfield Wealth Solutions Ltd. ....	... NO.....	... 1 .....
. 0408 ...	Brookfield Wealth Solutions Ltd. Group	... 00000 ...	43-1071580 ..	.....	.....	.....	American National Insurance Service Company	.. MO.....	... NIA.....	American National Property and Casualty Company .....	Ownership.....	100.000 ...	Brookfield Wealth Solutions Ltd. ....	... NO.....	... 1 .....
. 0408 ...	Brookfield Wealth Solutions Ltd. Group	... 00000 ...	88-2842497 ..	.....	.....	.....	ANISCO of Washington, LLC .....	.. WA.....	... NIA.....	American National Insurance Service Company .....	Ownership.....	100.000 ...	Brookfield Wealth Solutions Ltd. ....	... NO.....	... 1 .....
. 0408 ...	Brookfield Wealth Solutions Ltd. Group	... 00000 ...	76-0442824 ..	.....	.....	.....	ANPAC Lloyds Insurance Management, Inc. ....	.. TX.....	... NIA.....	American National Property and Casualty Company .....	Ownership.....	100.000 ...	Brookfield Wealth Solutions Ltd. ....	... NO.....	... 1 .....
. 0408 ...	Brookfield Wealth Solutions Ltd. Group	... 00000 ...	76-0620853 ..	.....	.....	.....	ANIND TX, LLC .....	.. TX.....	... NIA.....	ANDV 97, LLC .....	Ownership.....	100.000 ...	Brookfield Wealth Solutions Ltd. ....	... NO.....	... 1 .....
. 0408 ...	Brookfield Wealth Solutions Ltd. Group	... 00000 ...	20-5822860 ..	.....	.....	.....	ANREINV, LLC .....	.. TX.....	... NIA.....	ANDV 97, LLC .....	Ownership.....	100.000 ...	Brookfield Wealth Solutions Ltd. ....	... NO.....	... 1 .....
. 0408 ...	Brookfield Wealth Solutions Ltd. Group	... 00000 ...	76-0554942 ..	.....	.....	.....	ANDV 97, LLC .....	.. TX.....	... NIA.....	ANTAC, LLC .....	Ownership.....	100.000 ...	Brookfield Wealth Solutions Ltd. ....	... NO.....	... 1 .....
. 0408 ...	Brookfield Wealth Solutions Ltd. Group	... 00000 ...	45-5303462 ..	.....	.....	.....	ANICO Eagle, LLC .....	.. TX.....	... NIA.....	ANTAC, LLC .....	Ownership.....	100.000 ...	Brookfield Wealth Solutions Ltd. ....	... NO.....	... 1 .....
. 0408 ...	Brookfield Wealth Solutions Ltd. Group	... 00000 ...	.....	.....	.....	.....	AN/CAN Investments, Inc. ....	..CAN.....	... NIA.....	ANTAC, LLC .....	Ownership.....	100.000 ...	Brookfield Wealth Solutions Ltd. ....	... NO.....	... 1 .....
. 0408 ...	Brookfield Wealth Solutions Ltd. Group	... 00000 ...	98-1674569 ..	.....	.....	.....	Freestone Re Ltd. ....	..BMJ.....	... IA.....	American National Group Inc. ....	Ownership.....	100.000 ...	Brookfield Wealth Solutions Ltd. ....	... NO.....	... 1 .....

SCHEDULE Y  
PART 1A - DETAIL OF INSURANCE HOLDING COMPANY SYSTEM

1	2	3	4	5	6	7	8	9	10	11	12 Type of Control (Ownership, Board, Management, Attorney-in-Fact, Influence, Other)	13 If Control is Owner- ship Provide Percen- tage	14 Ultimate Controlling Entity(ies)/Person(s)	15 Is an SCA Filing Re- quired? (Yes/No)	16 *
Group Code	Group Name	NAIC Company Code	ID Number	Federal RSSD	CIK	Name of Securities Exchange if Publicly Traded (U.S. or International)	Names of Parent, Subsidiaries Or Affiliates	Domi- ciliary Loca- tion	Rela- tion- ship to Reporting Entity	Directly Controlled by (Name of Entity/Person)					
. 0408	Brookfield Wealth Solutions Ltd. Group	00000	76-0178253				South Shore Harbour Development, LLC	TX	NIA	ANTAC, LLC	Ownership	100.000	Brookfield Wealth Solutions Ltd.	NO	1
. 0408	Brookfield Wealth Solutions Ltd. Group	00000	20-0610755				Standard Plus, Inc.	TX	NIA	American National Insurance Holdings, Inc.	Ownership	100.000	Brookfield Wealth Solutions Ltd.	NO	1
. 0408	Brookfield Wealth Solutions Ltd. Group	00000	98-1672376				Brookfield Annuity Company	CAN	IA	Brookfield Annuity Holdings Inc.	Ownership	100.000	Brookfield Wealth Solutions Ltd.	NO	1
. 0408	Brookfield Wealth Solutions Ltd. Group	00000	92-0894383				BAMR US Holdings LLC	DE	NIA	BAMR US Holdings (Bermuda) I Ltd.	Ownership	100.000	Brookfield Wealth Solutions Ltd.	NO	1
. 0408	Brookfield Wealth Solutions Ltd. Group	00000					BAMR US Holdings (Bermuda) I Ltd.	BMJ	NIA	BAM Re Holdings Ltd.	Ownership	100.000	Brookfield Wealth Solutions Ltd.	NO	1
. 0408	Brookfield Wealth Solutions Ltd. Group	00000					BNT Trustee Ltd.	BMJ	UIP	Partners FC Ltd.	Ownership	41.000	Bruce Flatt	NO	
. 0408	Brookfield Wealth Solutions Ltd. Group	00000					BNT Trustee Ltd.	BMJ	UIP	Partners BK LLC	Ownership	9.000	Brian Kingston	NO	
. 0408	Brookfield Wealth Solutions Ltd. Group	00000					BNT Partners Trust	BMJ	UIP	BNT Trustee Ltd.	Management	0.000	Bruce Flatt and Brian Kingston	NO	
. 0408	Brookfield Wealth Solutions Ltd. Group	00000	85-9332827				BAM Re Holdings Ltd.	BMJ	NIA	Brookfield Wealth Solutions Ltd.	Ownership	100.000	Brookfield Wealth Solutions Ltd.	NO	1
. 0408	Brookfield Wealth Solutions Ltd. Group	00000	80-0947060				Town Center Partners, Ltd.	TX	NIA	TC Blvd. Partners, LLC	Management	0.000	Brookfield Wealth Solutions Ltd.	NO	1
. 0408	Brookfield Wealth Solutions Ltd. Group	00000	76-0444990				Town and Country Partnership	TX	NIA	ANDV 97, LLC	Ownership	72.200	Brookfield Wealth Solutions Ltd.	NO	1
. 0408	Brookfield Wealth Solutions Ltd. Group	00000	46-3426560				TC Blvd. Partners, LLC	TX	NIA	ANICO Eagle, LLC	Ownership	87.700	Brookfield Wealth Solutions Ltd.	NO	1
. 0408	Brookfield Wealth Solutions Ltd. Group	00000	46-3432650				TC Blvd. Partners II, LLC	TX	NIA	ANICO Eagle, LLC	Ownership	95.000	Brookfield Wealth Solutions Ltd.	NO	1
. 0408	Brookfield Wealth Solutions Ltd. Group	00000	99-1382199				RLS Holdco, LLC	DE	OTH	American National Insurance Company	Ownership	80.200	Brookfield Wealth Solutions Ltd.	NO	13
. 0408	Brookfield Wealth Solutions Ltd. Group	00000	99-1363460				RLS Borrower, LLC	DE	OTH	RLS Holdco, LLC	Ownership	100.000	Brookfield Wealth Solutions Ltd.	NO	13
. 0408	Brookfield Wealth Solutions Ltd. Group	00000	99-4182456				LCM G Issuer, LP	DE	OTH	American Equity Investment Life Insurance Company	Ownership	72.000	Brookfield Wealth Solutions Ltd.	NO	13
. 0408	Brookfield Wealth Solutions Ltd. Group	00000	78-3081227				BNRE Canada Holdings Inc.	CAN	NIA	BAM Re Holdings Ltd.	Ownership	100.000	Brookfield Wealth Solutions Ltd.	NO	13
. 0408	Brookfield Wealth Solutions Ltd. Group	00000	98-1790219				BNRE Canada Finance ULC	CAN	NIA	BNRE Canada Holdings Inc.	Ownership	100.000	Brookfield Wealth Solutions Ltd.	NO	13
. 0408	Brookfield Wealth Solutions Ltd. Group	00000	98-1790480				BNRE Bermuda Finance LP	BMJ	NIA	BNRE Bermuda Finance GP Ltd.	Management	0.000	Brookfield Wealth Solutions Ltd.	NO	13
. 0408	Brookfield Wealth Solutions Ltd. Group	00000	98-1790490				BNRE Bermuda Finance GP Ltd.	BMJ	NIA	BNRE Bermuda Finance Holdings Ltd.	Ownership	100.000	Brookfield Wealth Solutions Ltd.	NO	13
. 0408	Brookfield Wealth Solutions Ltd. Group	00000	98-1790499				BNRE Bermuda Finance Holdings Ltd.	BMJ	NIA	BAM Re Holdings Ltd.	Ownership	100.000	Brookfield Wealth Solutions Ltd.	NO	13
. 0408	Brookfield Wealth Solutions Ltd. Group	00000					5 MW Property Holdings Ltd.	CYM	OTH	Brookfield Reinsurance Investments LP	Ownership	40.100	Brookfield Wealth Solutions Ltd.	NO	13
. 0408	Brookfield Wealth Solutions Ltd. Group	00000					Volta Holdings LP	CYM	OTH	American Equity Investment Life Insurance Company	Ownership	72.000	Brookfield Wealth Solutions Ltd.	NO	1
. 0408	Brookfield Wealth Solutions Ltd. Group	00000	88-3889808				TX Wren LLC	DE	OTH	American National Insurance Company	Ownership	90.000	Brookfield Wealth Solutions Ltd.	NO	13
. 0408	Brookfield Wealth Solutions Ltd. Group	00000	88-3871687				TX Newton LLC	DE	OTH	American National Insurance Company	Ownership	90.000	Brookfield Wealth Solutions Ltd.	NO	13

STATEMENT AS OF SEPTEMBER 30, 2024 OF THE American National General Insurance Company

SCHEDULE Y  
PART 1A - DETAIL OF INSURANCE HOLDING COMPANY SYSTEM

1	2	3	4	5	6	7	8	9	10	11	12 Type of Control (Ownership, Board, Management, Attorney-in-Fact, Influence, Other)	13 If Control is Owner- ship Provide Percen- tage	14 Ultimate Controlling Entity(ies)/Person(s)	15 Is an SCA Filing Re- quired? (Yes/No)	16 *
Group Code	Group Name	NAIC Company Code	ID Number	Federal RSSD	CIK	Name of Securities Exchange if Publicly Traded (U.S. or International)	Names of Parent, Subsidiaries Or Affiliates	Domi- ciliary Loca- tion	Relation- ship to Reporting Entity	Directly Controlled by (Name of Entity/Person)					
. 0408	Brookfield Wealth Solutions Ltd. Group	00000	88-3921297				TX Leibniz LLC	DE	OTH	American National Insurance Company	Ownership	90.000	Brookfield Wealth Solutions Ltd.	NO	13
. 0408	Brookfield Wealth Solutions Ltd. Group	00000	88-3957208				TX Kepler LLC	DE	OTH	American National Insurance Company	Ownership	90.000	Brookfield Wealth Solutions Ltd.	NO	13
. 0408	Brookfield Wealth Solutions Ltd. Group	00000	88-3904685				TX Hooke LLC	DE	OTH	American National Insurance Company	Ownership	90.000	Brookfield Wealth Solutions Ltd.	NO	13
. 0408	Brookfield Wealth Solutions Ltd. Group	00000	20-8243164				MRPL Retail Partners, Ltd. (Shops at Bella Terra)	TX	NIA	ANICO Eagle, LLC	Ownership	100.000	Brookfield Wealth Solutions Ltd.	NO	1
. 0408	Brookfield Wealth Solutions Ltd. Group	00000	88-3971831				TX Galileo LLC	DE	OTH	American National Insurance Company	Ownership	90.000	Brookfield Wealth Solutions Ltd.	NO	13
. 0408	Brookfield Wealth Solutions Ltd. Group	00000	93-2732031				SG BNRe LLC	DE	OTH	Chamberlain Blane 2023-1 LLC	Ownership	100.000	Brookfield Wealth Solutions Ltd.	NO	13
. 0408	Brookfield Wealth Solutions Ltd. Group	00000					Partners FC Ltd.	BMJ	UIP	Partners FC II Ltd.	Ownership	100.000	Bruce Flatt	NO	
. 0408	Brookfield Wealth Solutions Ltd. Group	00000					Partners FC II Ltd.	BMJ	UIP	Bruce Flatt	Ownership	100.000	Bruce Flatt	NO	
. 0408	Brookfield Wealth Solutions Ltd. Group	00000					Partners BK LLC	BMJ	UIP	Brian Kingston	Ownership	100.000	Brian Kingston	NO	
. 0408	Brookfield Wealth Solutions Ltd. Group	00000	98-1737429				One Liberty Plaza Property Holdings Limited	CYM	OTH	American Equity Investment Life Insurance Company	Ownership	39.100	Brookfield Wealth Solutions Ltd.	NO	13
. 0408	Brookfield Wealth Solutions Ltd. Group	00000	20-4937509				Germann Road Land Development, LLC	CO	NIA	ANICO Eagle, LLC	Ownership	100.000	Brookfield Wealth Solutions Ltd.	NO	1
. 0408	Brookfield Wealth Solutions Ltd. Group	00000					North End Re Ltd.	BMJ	IA	BAM Re Holdings Ltd.	Ownership	100.000	Brookfield Wealth Solutions Ltd.	NO	1
. 0408	Brookfield Wealth Solutions Ltd. Group	00000					North End Re (Cayman) SPC	CYM	IA	BAM Re Holdings Ltd.	Ownership	100.000	Brookfield Wealth Solutions Ltd.	NO	1
. 0408	Brookfield Wealth Solutions Ltd. Group	00000	83-2964071				Eagle Tri County LLC	TX	NIA	Eagle IND., LP	Ownership	100.000	Brookfield Wealth Solutions Ltd.	NO	1
. 0408	Brookfield Wealth Solutions Ltd. Group	00000	76-0621069				Eagle IND., L.P.	TX	NIA	ANIND TX, LLC	Management	0.000	Brookfield Wealth Solutions Ltd.	NO	1
. 0408	Brookfield Wealth Solutions Ltd. Group	00000	83-2990147				Eagle Burleson Park LLC	TX	NIA	Eagle IND., LP	Ownership	100.000	Brookfield Wealth Solutions Ltd.	NO	1
. 0408	Brookfield Wealth Solutions Ltd. Group	00000					McCarren 2021-1 Ltd.	CYM	OTH	American National Insurance Company	Ownership	76.000	Brookfield Wealth Solutions Ltd.	NO	13
. 0408	Brookfield Wealth Solutions Ltd. Group	00000					Prospect 2021-1 Ltd.	CYM	OTH	American National Insurance Company	Ownership	75.000	Brookfield Wealth Solutions Ltd.	NO	13
. 0408	Brookfield Wealth Solutions Ltd. Group	00000					Chipman Industrial Park No. 1 Inc.	CAN	NIA	Chipman Development Corporation	Ownership	100.000	Brookfield Wealth Solutions Ltd.	NO	1
. 0408	Brookfield Wealth Solutions Ltd. Group	00000					Chipman Holdings, Inc.	CAN	NIA	AN/CAN Investments, Inc.	Ownership	100.000	Brookfield Wealth Solutions Ltd.	NO	1
. 0408	Brookfield Wealth Solutions Ltd. Group	00000					Chipman Development Corporation	CAN	NIA	AN/CAN Investments, Inc.	Ownership	100.000	Brookfield Wealth Solutions Ltd.	NO	1
. 0408	Brookfield Wealth Solutions Ltd. Group	00000					Meadow 2021-1 Ltd.	CYM	OTH	American Equity Investment Life Insurance Company	Ownership	75.000	Brookfield Wealth Solutions Ltd.	NO	13
. 0408	Brookfield Wealth Solutions Ltd. Group	00000					McCarren 2021-1 Holdco Ltd.	CYM	OTH	McCarren 2021-1 Ltd.	Ownership	100.000	Brookfield Wealth Solutions Ltd.	NO	13
. 0408	Brookfield Wealth Solutions Ltd. Group	00000					Prospect 2021-1 Holdco Ltd.	CYM	OTH	Prospect 2021-1 Ltd.	Ownership	100.000	Brookfield Wealth Solutions Ltd.	NO	13
. 0408	Brookfield Wealth Solutions Ltd. Group	00000					Meadow 2021-1 Holdco Ltd.	CYM	OTH	Meadow 2021-1 Ltd.	Ownership	100.000	Brookfield Wealth Solutions Ltd.	NO	13

STATEMENT AS OF SEPTEMBER 30, 2024 OF THE American National General Insurance Company

SCHEDULE Y  
PART 1A - DETAIL OF INSURANCE HOLDING COMPANY SYSTEM

1	2	3	4	5	6	7	8	9	10	11	12 Type of Control (Ownership, Board, Management, Attorney-in-Fact, Influence, Other)	13 If Control is Owner- ship Provide Percen- tage	14  Ultimate Controlling Entity(ies)/Person(s)	15  Is an SCA Filing Re- quired? (Yes/No)	16  *
Group Code	Group Name	NAIC Company Code	ID Number	Federal RSSD	CIK	Name of Securities Exchange if Publicly Traded (U.S. or International)	Names of Parent, Subsidiaries Or Affiliates	Domi- ciliary Loca- tion	Relation- ship to Reporting Entity	Directly Controlled by (Name of Entity/Person)					
. 0408 ...	Brookfield Wealth Solutions Ltd. Group	..... 00000 .....	98-1737739 ..	.....	.....	.....	Lilia Property Holdings Ltd .....	..CYM.....	..... OTH.....	ANTAC Core CRE LLC .....	Ownership.....	..35.800 .....	Brookfield Wealth Solutions Ltd. ....	... NO.....	....13 ....
. 0408 ...	Brookfield Wealth Solutions Ltd. Group	..... 00000 .....	.....	.....	.....	.....	Canadian Cottage Company Ltd. ....	..CAN.....	..... NIA.....	Chipman Holdings, Inc. ....	Ownership.....	..100.000 .....	Brookfield Wealth Solutions Ltd. ....	... NO.....	....1 ....
. 0408 ...	Brookfield Wealth Solutions Ltd. Group	..... 00000 .....	93-4288766 ..	.....	.....	.....	Johnston 2023-1, LLC .....	..DE.....	..... OTH.....	American National Insurance Company .....	Ownership.....	..76.200 .....	Brookfield Wealth Solutions Ltd. ....	... NO.....	....13 ....
. 0408 ...	Brookfield Wealth Solutions Ltd. Group	..... 00000 .....	92-4009671 ..	.....	.....	.....	Isserlis 2023-1, LLC .....	..DE.....	..... OTH.....	American National Insurance Company .....	Ownership.....	..76.200 .....	Brookfield Wealth Solutions Ltd. ....	... NO.....	....13 ....
. 0408 ...	Brookfield Wealth Solutions Ltd. Group	..... 00000 .....	92-3985861 ..	.....	.....	.....	Harrell 2023-1, LLC .....	..DE.....	..... OTH.....	American National Insurance Company .....	Ownership.....	..76.200 .....	Brookfield Wealth Solutions Ltd. ....	... NO.....	....13 ....
. 0408 ...	Brookfield Wealth Solutions Ltd. Group	..... 00000 .....	98-1737778 ..	.....	.....	.....	Grace Property Holdings Limited .....	..CYM.....	..... OTH.....	Brookfield Reinsurance Investments LP .....	Ownership.....	..48.900 .....	Brookfield Wealth Solutions Ltd. ....	... NO.....	....13 ....
. 0408 ...	Brookfield Wealth Solutions Ltd. Group	..... 00000 .....	.....	.....	.....	.....	Ewing Blane 2023-1 LLC .....	..DE.....	..... OTH.....	Ewing Blane 2023-1 Holdco LLC .....	Ownership.....	..100.000 .....	Brookfield Wealth Solutions Ltd. ....	... NO.....	....13 ....
. 0408 ...	Brookfield Wealth Solutions Ltd. Group	..... 00000 .....	99-1539863 ..	.....	.....	.....	Ewing Blane 2023-1 Holdco LLC .....	..DE.....	..... OTH.....	American National Group Inc. ....	Ownership.....	..74.000 .....	Brookfield Wealth Solutions Ltd. ....	... NO.....	....1 ....
. 0408 ...	Brookfield Wealth Solutions Ltd. Group	..... 00000 .....	98-1685038 ..	.....	.....	.....	Dupre 2022-1, Ltd. ....	..CYM.....	..... OTH.....	American National Insurance Company .....	Ownership.....	..100.000 .....	Brookfield Wealth Solutions Ltd. ....	... NO.....	....13 ....
. 0408 ...	Brookfield Wealth Solutions Ltd. Group	..... 00000 .....	.....	.....	.....	.....	Dupre 2022-1, LLC .....	..DE.....	..... OTH.....	Dupre 2022-1, Ltd. ....	Ownership.....	..100.000 .....	Brookfield Wealth Solutions Ltd. ....	... NO.....	....13 ....
. 0408 ...	Brookfield Wealth Solutions Ltd. Group	..... 00000 .....	.....	.....	.....	.....	Chamberlain Blane 2023-1 LLC .....	..DE.....	..... OTH.....	Chamberlain Blane 2023-1 Holdco LLC .....	Ownership.....	..100.000 .....	Brookfield Wealth Solutions Ltd. ....	... NO.....	....13 ....
. 0408 ...	Brookfield Wealth Solutions Ltd. Group	..... 00000 .....	99-1515603 ..	.....	.....	.....	Chamberlain Blane 2023-1 Holdco LLC .....	..DE.....	..... OTH.....	American National Group Inc. ....	Ownership.....	..66.000 .....	Brookfield Wealth Solutions Ltd. ....	... NO.....	....1 ....
. 0408 ...	Brookfield Wealth Solutions Ltd. Group	..... 00000 .....	98-1685005 ..	.....	.....	.....	Casals 2022-1, Ltd. ....	..CYM.....	..... OTH.....	American National Insurance Company .....	Ownership.....	..78.300 .....	Brookfield Wealth Solutions Ltd. ....	... NO.....	....13 ....
. 0408 ...	Brookfield Wealth Solutions Ltd. Group	..... 00000 .....	.....	.....	.....	.....	Casals 2022-1, LLC .....	..DE.....	..... OTH.....	Casals 2022-1, Ltd. ....	Ownership.....	..100.000 .....	Brookfield Wealth Solutions Ltd. ....	... NO.....	....13 ....
. 0408 ...	Brookfield Wealth Solutions Ltd. Group	..... 00000 .....	98-1748248 ..	.....	.....	.....	Cantor L.P. ....	..CYM.....	..... OTH.....	American National Insurance Company .....	Ownership.....	..53.000 .....	Brookfield Wealth Solutions Ltd. ....	... NO.....	....13 ....
. 0408 ...	Brookfield Wealth Solutions Ltd. Group	..... 00000 .....	98-1684989 ..	.....	.....	.....	Byisma 2022-1, Ltd. ....	..CYM.....	..... OTH.....	American National Insurance Company .....	Ownership.....	..81.000 .....	Brookfield Wealth Solutions Ltd. ....	... NO.....	....13 ....
. 0408 ...	Brookfield Wealth Solutions Ltd. Group	..... 00000 .....	.....	.....	.....	.....	Byisma 2022-1, LLC .....	..DE.....	..... OTH.....	Byisma 2022-1, Ltd. ....	Ownership.....	..100.000 .....	Brookfield Wealth Solutions Ltd. ....	... NO.....	....13 ....
. 0408 ...	Brookfield Wealth Solutions Ltd. Group	..... 00000 .....	88-1773069 ..	.....	.....	.....	BVentures VTSCo S-D, LLC .....	..DE.....	..... OTH.....	Chamberlain Blane 2023-1 LLC .....	Ownership.....	..86.700 .....	Brookfield Wealth Solutions Ltd. ....	... NO.....	....13 ....
. 0408 ...	Brookfield Wealth Solutions Ltd. Group	..... 00000 .....	88-1746432 ..	.....	.....	.....	BVentures TruckCo S-C, LLC .....	..DE.....	..... OTH.....	Chamberlain Blane 2023-1 LLC .....	Ownership.....	..86.000 .....	Brookfield Wealth Solutions Ltd. ....	... NO.....	....13 ....
. 0408 ...	Brookfield Wealth Solutions Ltd. Group	..... 00000 .....	.....	.....	.....	.....	Bventures TruckCo CDL, LLC .....	..DE.....	..... OTH.....	Chamberlain Blane 2023-1 LLC .....	Ownership.....	..86.000 .....	Brookfield Wealth Solutions Ltd. ....	... NO.....	....13 ....
. 0408 ...	Brookfield Wealth Solutions Ltd. Group	..... 00000 .....	88-1786620 ..	.....	.....	.....	BVentures LeverCo S-B, LLC .....	..DE.....	..... OTH.....	Chamberlain Blane 2023-1 LLC .....	Ownership.....	..86.000 .....	Brookfield Wealth Solutions Ltd. ....	... NO.....	....13 ....
. 0408 ...	Brookfield Wealth Solutions Ltd. Group	..... 00000 .....	88-1750592 ..	.....	.....	.....	BVentures ClinicCo S-B, LLC .....	..DE.....	..... OTH.....	Chamberlain Blane 2023-1 LLC .....	Ownership.....	..86.000 .....	Brookfield Wealth Solutions Ltd. ....	... NO.....	....13 ....
. 0408 ...	Brookfield Wealth Solutions Ltd. Group	..... 00000 .....	20-1134768 ..	.....	1837429 .....	NYSE, TSX .....	Brookfield Wealth Solutions Ltd. ....	..BMJ.....	..... UIP.....	BAM Re Partners Trust .....	Other.....	... 0.000 .....	Bruce Flatt and Brian Kingston .....	... NO.....	....2 ....
. 0408 ...	Brookfield Wealth Solutions Ltd. Group	..... 00000 .....	93-3766666 ..	.....	.....	.....	Brookfield Reinsurance Investments LP .....	..DE.....	..... NIA.....	BNRE US Services LLC .....	Management.....	... 0.000 .....	Brookfield Wealth Solutions Ltd. ....	... NO.....	....1 ....
. 0408 ...	Brookfield Wealth Solutions Ltd. Group	..... 00000 .....	.....	.....	.....	.....	Blumont Bermuda Real Estate JV LLC .....	..BMJ.....	..... OTH.....	BAM Re Bermuda Real Estate JV Member Ltd. ....	Ownership.....	..49.000 .....	Brookfield Wealth Solutions Ltd. ....	... NO.....	....1 ....

SCHEDULE Y  
PART 1A - DETAIL OF INSURANCE HOLDING COMPANY SYSTEM

1	2	3	4	5	6	7	8	9	10	11	12	13	14	15	16
Group Code	Group Name	NAIC Company Code	ID Number	Federal RSSD	CIK	Name of Securities Exchange if Publicly Traded (U.S. or International)	Names of Parent, Subsidiaries Or Affiliates	Domi-ciliary Location	Relation-ship to Reporting Entity	Directly Controlled by (Name of Entity/Person)	Type of Control (Ownership, Board, Management, Attorney-in-Fact, Influence, Other)	If Control is Owner-ship Provide Percen-tage	Ultimate Controlling Entity(ies)/Person(s)	Is an SCA Filing Re-quired? (Yes/No)	*
. 0408	Brookfield Wealth Solutions Ltd. Group	00000	38-4088410				Brookfield Annuity US Inc.	..DE.....	..NIA.....	Brookfield Annuity Company	Ownership.....	100.000	Brookfield Wealth Solutions Ltd.	...NO.....	...1....
. 0408	Brookfield Wealth Solutions Ltd. Group	00000					Blumont Annuity Holdings UK Ltd.	..GBR.....	..NIA.....	BAM Re Holdings Ltd.	Ownership.....	100.000	Brookfield Wealth Solutions Ltd.	...NO.....	...1....
. 0408	Brookfield Wealth Solutions Ltd. Group	00000					Brookfield Annuity Holdings Inc.	..CAN.....	..NIA.....	BAM Re Holdings Ltd.	Ownership.....	100.000	Brookfield Wealth Solutions Ltd.	...NO.....	...1....
. 0408	Brookfield Wealth Solutions Ltd. Group	00000					Blumont Annuity Company UK Ltd.	..GBR.....	..NIA.....	Blumont Annuity Holdings UK Ltd.	Ownership.....	100.000	Brookfield Wealth Solutions Ltd.	...NO.....	...1....
. 0408	Brookfield Wealth Solutions Ltd. Group	00000	98-1774796				BREF VI Cayman 2 LP	..CYM.....	..OTH.....	BAM Re Holdings Ltd.	Management.....	100.000	Brookfield Wealth Solutions Ltd.	...NO.....	...13....
. 0408	Brookfield Wealth Solutions Ltd. Group	00000	98-1728948				BREF VI Cayman 1 LP	..CYM.....	..OTH.....	BAM Re Holdings Ltd.	Management.....	100.000	Brookfield Wealth Solutions Ltd.	...NO.....	...13....
. 0408	Brookfield Wealth Solutions Ltd. Group	00000					Brahms PP Interco 2022-1, LLC	..DE.....	..OTH.....	Brahms PP 2022-1, LLC	Ownership.....	100.000	Brookfield Wealth Solutions Ltd.	...NO.....	...13....
. 0408	Brookfield Wealth Solutions Ltd. Group	00000					Brahms PP 2022-1, LLC	..DE.....	..OTH.....	BAMR US Holdings LLC	Management.....	0.000	Brookfield Wealth Solutions Ltd.	...NO.....	...13....
. 0408	Brookfield Wealth Solutions Ltd. Group	00000	98-1748101				Boole L.P.	..CYM.....	..OTH.....	American National Insurance Company	Ownership.....	54.000	Brookfield Wealth Solutions Ltd.	...NO.....	...13....
. 0408	Brookfield Wealth Solutions Ltd. Group	00000					Boccherini F2 Interco 2022-1, LLC	..DE.....	..OTH.....	Boccherini F2 2022-1, LLC	Ownership.....	100.000	Brookfield Wealth Solutions Ltd.	...NO.....	...13....
. 0408	Brookfield Wealth Solutions Ltd. Group	00000					Boccherini F2 2022-1, LLC	..DE.....	..OTH.....	BAMR US Holdings LLC	Management.....	0.000	Brookfield Wealth Solutions Ltd.	...NO.....	...13....
. 0408	Brookfield Wealth Solutions Ltd. Group	00000	86-3528887				BNRE US Services LLC	..DE.....	..NIA.....	BAMR US Holdings LLC	Ownership.....	100.000	Brookfield Wealth Solutions Ltd.	...NO.....	...1....
. 0408	Brookfield Wealth Solutions Ltd. Group	00000	92-2035543				BNRE Triangle Acquisition Inc.	..DE.....	..NIA.....	BAMR US Holdings LLC	Ownership.....	100.000	Brookfield Wealth Solutions Ltd.	...NO.....	...1....
. 0408	Brookfield Wealth Solutions Ltd. Group	00000					BNRE Services (Barbados) Inc.	..BRB.....	..NIA.....	BAMR Holdings Ltd.	Ownership.....	100.000	Brookfield Wealth Solutions Ltd.	...NO.....	...1....
. 0408	Brookfield Wealth Solutions Ltd. Group	00000					BNRE Holdings I LP	..CAN.....	..NIA.....	BAM Re Holdings Ltd.	Ownership.....	100.000	Brookfield Wealth Solutions Ltd.	...NO.....	...1....
. 0408	Brookfield Wealth Solutions Ltd. Group	00000	98-1773977				BNRE Cdn Holdings I ULC	..CAN.....	..NIA.....	BAM Re Holdings Ltd.	Ownership.....	100.000	Brookfield Wealth Solutions Ltd.	...NO.....	...1....
. 0408	Brookfield Wealth Solutions Ltd. Group	00000					BNRE Bventures TruckCo CDL, LLC	..DE.....	..OTH.....	NER Asset Holdco 1 Ltd.	Ownership.....	33.300	Brookfield Wealth Solutions Ltd.	...NO.....	...13....
. 0408	Brookfield Wealth Solutions Ltd. Group	00000					BNRE Bventures TruckCo CDL, LLC	..DE.....	..OTH.....	NER Asset Holdco 2 Ltd.	Ownership.....	33.300	Brookfield Wealth Solutions Ltd.	...NO.....	...13....
. 0408	Brookfield Wealth Solutions Ltd. Group	00000					BNRE Bventures TruckCo CDL, LLC	..DE.....	..OTH.....	NER Asset Holdco 3 Ltd.	Ownership.....	33.300	Brookfield Wealth Solutions Ltd.	...NO.....	...13....
. 0408	Brookfield Wealth Solutions Ltd. Group	00000					BNRE Bermuda Services Ltd.	..BMJ.....	..NIA.....	BAMR Holdings Ltd.	Ownership.....	100.000	Brookfield Wealth Solutions Ltd.	...NO.....	...1....
. 0408	Brookfield Wealth Solutions Ltd. Group	00000	98-1736669				BNRE 77G Holdings Ltd.	..BMJ.....	..OTH.....	BAM Re Holdings Ltd.	Ownership.....	100.000	Brookfield Wealth Solutions Ltd.	...NO.....	...13....
. 0408	Brookfield Wealth Solutions Ltd. Group	00000					BN RE Ri (UK) Limited	..GBR.....	..OTH.....	BAMR Holdings Ltd.	Ownership.....	100.000	Brookfield Wealth Solutions Ltd.	...NO.....	...1....
. 0408	Brookfield Wealth Solutions Ltd. Group	00000					BLI Pinehurst, LLC	..DE.....	..OTH.....	BLI Pinehurst Mezz, LLC	Ownership.....	100.000	Brookfield Wealth Solutions Ltd.	...NO.....	...13....
. 0408	Brookfield Wealth Solutions Ltd. Group	00000					BLI Pinehurst Mezz, LLC	..DE.....	..OTH.....	BAMR US Holdings LLC	Management.....	0.000	Brookfield Wealth Solutions Ltd.	...NO.....	...13....
. 0408	Brookfield Wealth Solutions Ltd. Group	00000					BGL PT, LLC	..DE.....	..OTH.....	Brookfield Reinsurance Investments LP	Ownership.....	100.000	Brookfield Wealth Solutions Ltd.	...NO.....	...13....

STATEMENT AS OF SEPTEMBER 30, 2024 OF THE American National General Insurance Company

SCHEDULE Y  
PART 1A - DETAIL OF INSURANCE HOLDING COMPANY SYSTEM

1	2	3	4	5	6	7	8	9	10	11	12	13	14	15	16
Group Code	Group Name	NAIC Company Code	ID Number	Federal RSSD	CIK	Name of Securities Exchange if Publicly Traded (U.S. or International)	Names of Parent, Subsidiaries Or Affiliates	Domi-ciliary Location	Relation-ship to Reporting Entity	Directly Controlled by (Name of Entity/Person)	Type of Control (Ownership, Board, Management, Attorney-in-Fact, Influence, Other)	If Control is Owner-ship Provide Percen-tage	Ultimate Controlling Entity(ies)/Person(s)	Is an SCA Filing Re-quired? (Yes/No)	*
. 0408	Brookfield Wealth Solutions Ltd. Group	..... 00000	88-1138054	..	.....	.....	BGL PT Land, LLC	.. DE.....	..... OTH.....	Brookfield Reinsurance Investments LP	Ownership.....	100.000	Brookfield Wealth Solutions Ltd.	... NO.....	...13 ....
. 0408	Brookfield Wealth Solutions Ltd. Group	..... 00000	93-2850635	..	.....	.....	American National Group Services, LLC	.. DE.....	..... NIA.....	American National Group Inc.	Ownership.....	100.000	Brookfield Wealth Solutions Ltd.	... NO.....	...1 ....
. 0408	Brookfield Wealth Solutions Ltd. Group	..... 00000	.....	.....	.....	.....	ANTAC Core CRE, LLC	.. TX.....	..... OTH.....	ANTAC, LLC	Ownership.....	100.000	Brookfield Wealth Solutions Ltd.	... NO.....	...13 ....
. 0408	Brookfield Wealth Solutions Ltd. Group	..... 00000	98-1737422	..	.....	.....	Family Core Holdings Ltd.	.. CYM.....	..... OTH.....	Farm Family Casualty Insurance Company	Ownership.....	100.000	Brookfield Wealth Solutions Ltd.	... NO.....	...13 ....
. 0408	Brookfield Wealth Solutions Ltd. Group	..... 00000	.....	.....	.....	.....	BGL Pinehurst, LLC	.. DE.....	..... OTH.....	BAMR US Holdings LLC	Management.....	0.000	Brookfield Wealth Solutions Ltd.	... NO.....	...13 ....
. 0408	Brookfield Wealth Solutions Ltd. Group	..... 00000	.....	.....	.....	.....	BGL Pinehurst Land, LLC	.. DE.....	..... OTH.....	BAMR US Holdings LLC	Management.....	0.000	Brookfield Wealth Solutions Ltd.	... NO.....	...13 ....
. 0408	Brookfield Wealth Solutions Ltd. Group	..... 00000	.....	.....	.....	.....	BFPL Toronto Property Holdings Inc.	.. CAN.....	..... OTH.....	ANTAC Core CRE LLC	Ownership.....	35.700	Brookfield Wealth Solutions Ltd.	... NO.....	...13 ....
. 0408	Brookfield Wealth Solutions Ltd. Group	..... 00000	.....	.....	.....	.....	BFPL Calgary Property Holdings Inc.	.. CAN.....	..... OTH.....	ANTAC Core CRE LLC	Ownership.....	34.200	Brookfield Wealth Solutions Ltd.	... NO.....	...13 ....
. 0408	Brookfield Wealth Solutions Ltd. Group	..... 00000	.....	.....	.....	.....	Bay Adelaide Property Holdings Inc.	.. CAN.....	..... OTH.....	ANTAC Core CRE LLC	Ownership.....	35.800	Brookfield Wealth Solutions Ltd.	... NO.....	...13 ....
. 0408	Brookfield Wealth Solutions Ltd. Group	..... 00000	.....	.....	.....	.....	Bates Blane 2023-1 LLC	.. DE.....	..... OTH.....	Bates Blane 2023-1 Holdco LLC	Ownership.....	100.000	Brookfield Wealth Solutions Ltd.	... NO.....	...13 ....
. 0408	Brookfield Wealth Solutions Ltd. Group	..... 00000	99-1498708	..	.....	.....	Bates Blane 2023-1 Holdco LLC	.. DE.....	..... OTH.....	American National Group Inc.	Ownership.....	66.000	Brookfield Wealth Solutions Ltd.	... NO.....	...1 ....
. 0408	Brookfield Wealth Solutions Ltd. Group	..... 00000	.....	.....	.....	.....	BAMR Holdings Ltd.	.. BMJ.....	..... NIA.....	Brookfield Wealth Solutions Ltd.	Ownership.....	100.000	Brookfield Wealth Solutions Ltd.	... NO.....	...1 ....
. 0408	Brookfield Wealth Solutions Ltd. Group	..... 00000	.....	.....	.....	.....	BAMR Freestone Holdings kft.	.. HUN.....	..... NIA.....	BAM Re Holdings Ltd.	Ownership.....	100.000	Brookfield Wealth Solutions Ltd.	... NO.....	...1 ....
. 0408	Brookfield Wealth Solutions Ltd. Group	..... 00000	.....	.....	.....	.....	BAMR BID II US AIV LP	.. CYM.....	..... OTH.....	Brookfield Reinsurance Investments LP	Ownership.....	100.000	Brookfield Wealth Solutions Ltd.	... NO.....	...13 ....
. 0408	Brookfield Wealth Solutions Ltd. Group	..... 00000	.....	.....	.....	.....	Grace Reinsurance Ltd	.. BMJ.....	..... NIA.....	Freestone Re Ltd.	Ownership.....	100.000	Brookfield Wealth Solutions Ltd.	... NO.....	...1 ....
. 0408	Brookfield Wealth Solutions Ltd. Group	..... 00000	.....	.....	.....	.....	BAMR BID II AIV LP	.. CYM.....	..... OTH.....	American National Insurance Company	Ownership.....	100.000	Brookfield Wealth Solutions Ltd.	... NO.....	...13 ....
. 0408	Brookfield Wealth Solutions Ltd. Group	..... 00000	.....	.....	.....	.....	BAM Re UK Holdings Ltd.	.. GBR.....	..... NIA.....	Brookfield Wealth Solutions Ltd.	Ownership.....	100.000	Brookfield Wealth Solutions Ltd.	... NO.....	...1 ....
. 0408	Brookfield Wealth Solutions Ltd. Group	..... 00000	.....	.....	.....	.....	BAM Re Holdings (DIFC) Ltd.	.. ARE.....	..... NIA.....	Brookfield Wealth Solutions Ltd.	Ownership.....	100.000	Brookfield Wealth Solutions Ltd.	... NO.....	...1 ....
. 0408	Brookfield Wealth Solutions Ltd. Group	..... 00000	.....	.....	.....	.....	South Shore Service Center, LLC	.. TX.....	..... NIA.....	Farm Family Casualty Insurance Company	Ownership.....	100.000	Brookfield Wealth Solutions Ltd.	... NO.....	...1 ....
. 0408	Brookfield Wealth Solutions Ltd. Group	..... 00000	.....	.....	.....	.....	BAM Re Capital Management Ltd.	.. BMJ.....	..... NIA.....	Brookfield Wealth Solutions Ltd.	Ownership.....	100.000	Brookfield Wealth Solutions Ltd.	... NO.....	...1 ....
. 0408	Brookfield Wealth Solutions Ltd. Group	..... 00000	.....	.....	.....	.....	BAM Re Bermuda Real Estate JV Member Ltd.	.. BMJ.....	..... OTH.....	BAM Re Holdings Ltd.	Ownership.....	49.000	Brookfield Wealth Solutions Ltd.	... NO.....	.....
. 0408	Brookfield Wealth Solutions Ltd. Group	..... 00000	.....	.....	.....	.....	BACH F1 Interco 2022-1, LLC	.. DE.....	..... OTH.....	Bach F1 2022-1, LLC	Ownership.....	100.000	Brookfield Wealth Solutions Ltd.	... NO.....	...13 ....
. 0408	Brookfield Wealth Solutions Ltd. Group	..... 00000	.....	.....	.....	.....	Bach F1 2022-1, LLC	.. DE.....	..... OTH.....	BAMR US Holdings LLC	Management.....	0.000	Brookfield Wealth Solutions Ltd.	... NO.....	...13 ....
. 0408	Brookfield Wealth Solutions Ltd. Group	..... 00000	93-2353813	..	.....	.....	Arches Acquisition Holdco I Inc.	.. DE.....	..... OTH.....	American National Insurance Company	Ownership.....	100.000	Brookfield Wealth Solutions Ltd.	... NO.....	...1 ....
. 0408	Brookfield Wealth Solutions Ltd. Group	..... 00000	93-2393007	..	.....	.....	Arches Acquisition Holdco II Inc.	.. DE.....	..... OTH.....	Arches Acquisition Holdco I Inc.	Ownership.....	100.000	Brookfield Wealth Solutions Ltd.	... NO.....	...1 ....

STATEMENT AS OF SEPTEMBER 30, 2024 OF THE American National General Insurance Company

SCHEDULE Y  
PART 1A - DETAIL OF INSURANCE HOLDING COMPANY SYSTEM

1	2	3	4	5	6	7	8	9	10	11	12 Type of Control (Ownership, Board, Management, Attorney-in-Fact, Influence, Other)	13 If Control is Owner- ship Provide Percen- tage	14 Ultimate Controlling Entity(ies)/Person(s)	15 Is an SCA Filing Re- quired? (Yes/No)	16
Group Code	Group Name	NAIC Company Code	ID Number	Federal RSSD	CIK	Name of Securities Exchange if Publicly Traded (U.S. or International)	Names of Parent, Subsidiaries Or Affiliates	Domi- ciliary Loca- tion	Rela- tion- ship to Reporting Entity	Directly Controlled by (Name of Entity/Person)					*
. 0408	Brookfield Wealth Solutions Ltd. Group	00000	98-1691732				Atreides Paul Holdco 2022-1 Ltd.	.CYM	OTH	American National Insurance Company	Ownership	100.000	Brookfield Wealth Solutions Ltd.	NO	13
. 0408	Brookfield Wealth Solutions Ltd. Group	00000	98-1695168				Atreides Paul 2022-1 Ltd.	.CYM	OTH	Atreides Paul Holdco 2022-1 Ltd.	Ownership	100.000	Brookfield Wealth Solutions Ltd.	NO	13
. 0408	Brookfield Wealth Solutions Ltd. Group	00000	98-1691929				Atreides Leto Holdco 2023-1 Ltd.	.CYM	OTH	American National Insurance Company	Ownership	100.000	Brookfield Wealth Solutions Ltd.	NO	13
. 0408	Brookfield Wealth Solutions Ltd. Group	00000	98-1694739				Atreides Leto 2023-1 Ltd.	.CYM	OTH	Atreides Leto Holdco 2023-1 Ltd.	Ownership	100.000	Brookfield Wealth Solutions Ltd.	NO	13
. 0408	Brookfield Wealth Solutions Ltd. Group	00000	98-1693420				Atreides 2022-1 Ltd.	.CYM	OTH	Atreides Leto Holdco 2022-1 Ltd.	Ownership	80.000	Brookfield Wealth Solutions Ltd.	NO	13
. 0408	Brookfield Wealth Solutions Ltd. Group	00000					Ashby Blane 2023-1 LLC	.DE	OTH	Ashby Blane 2023-1 Holdco LLC	Ownership	100.000	Brookfield Wealth Solutions Ltd.	NO	13
. 0408	Brookfield Wealth Solutions Ltd. Group	00000	26-4431276				ANCAP Jasper, LLC	.SC	NIA	ANICO Eagle, LLC	Ownership	100.000	Brookfield Wealth Solutions Ltd.	NO	1
. 0408	Brookfield Wealth Solutions Ltd. Group	00000	26-4730727				ANCAP Jasper II, LLC	.SC	NIA	ANICO Eagle, LLC	Ownership	100.000	Brookfield Wealth Solutions Ltd.	NO	1
. 0408	Brookfield Wealth Solutions Ltd. Group	00000	99-1478288				Ashby Blane 2023-1 Holdco LLC	.DE	OTH	American National Group Inc.	Ownership	66.000	Brookfield Wealth Solutions Ltd.	NO	1
. 0408	Brookfield Wealth Solutions Ltd. Group	00000					Argerich Holdco 2022-1, LLC	.DE	OTH	BAWR US Holdings LLC	Management	0.000	Brookfield Wealth Solutions Ltd.	NO	13
. 0408	Brookfield Wealth Solutions Ltd. Group	00000					Argerich 2022-1, LLC	.DE	OTH	Argerich Holdco 2022-1, LLC	Ownership	100.000	Brookfield Wealth Solutions Ltd.	NO	13
. 0408	Brookfield Wealth Solutions Ltd. Group	00000	98-1748081				Archimedes L.P.	.CYM	OTH	American National Insurance Company	Ownership	53.000	Brookfield Wealth Solutions Ltd.	NO	13
. 0408	Brookfield Wealth Solutions Ltd. Group	00000	99-2961406				ANG TOPCO I LLC	.DE	NIA	BAWR US Holdings LLC	Ownership	100.000	Brookfield Wealth Solutions Ltd.	NO	1
. 0408	Brookfield Wealth Solutions Ltd. Group	00000					ANG MIDCO I LLC	.DE	NIA	ANG TOPCO I LLC	Ownership	100.000	Brookfield Wealth Solutions Ltd.	NO	1
. 0408	Brookfield Wealth Solutions Ltd. Group	00000	99-0897384				ANICO REO LLC	.TX	NIA	American National Insurance Company	Ownership	100.000	Brookfield Wealth Solutions Ltd.	NO	1
. 0408	Brookfield Wealth Solutions Ltd. Group	00000					77G Propco Limited	.NJ	OTH	BNRE 77G Holdings Ltd.	Ownership	100.000	Brookfield Wealth Solutions Ltd.	NO	13
. 0408	Brookfield Wealth Solutions Ltd. Group	00000	93-1651948				225 Liberty REIT LLC	.DE	OTH	225 Liberty Property Holdings Ltd.	Ownership	50.000	Brookfield Wealth Solutions Ltd.	NO	13
. 0408	Brookfield Wealth Solutions Ltd. Group	00000	98-0214719				Argo Group International Holdings, Inc.	.DE	NIA	BNRE Triangle Acquisition Inc.	Ownership	100.000	Brookfield Wealth Solutions Ltd.	NO	
. 0408	Brookfield Wealth Solutions Ltd. Group	00000	30-6079295				PXRE Capital Statutory Trust II	.CT	OTH	Argo Group International Holdings, Inc.	Ownership	100.000	Brookfield Wealth Solutions Ltd.	NO	
. 0408	Brookfield Wealth Solutions Ltd. Group	00000	30-6078985				PXRE Capital Statutory Trust VI	.DE	OTH	Argo Group International Holdings, Inc.	Ownership	100.000	Brookfield Wealth Solutions Ltd.	NO	
. 0408	Brookfield Wealth Solutions Ltd. Group	00000					Ariel Re Property & Casualty	.GBR	NIA	Argo Group International Holdings, Inc.	Ownership	100.000	Brookfield Wealth Solutions Ltd.	NO	
. 0408	Brookfield Wealth Solutions Ltd. Group	00000	98-0518572				Argo Re Ltd.	.BMJ		Argo Group International Holdings, Inc.	Ownership	100.000	Brookfield Wealth Solutions Ltd.	NO	
. 0408	Brookfield Wealth Solutions Ltd. Group	00000	98-0214301				PXRE Reinsurance (Barbados), Ltd.	.BRB	NIA	Argo Re Ltd.	Ownership	100.000	Brookfield Wealth Solutions Ltd.	NO	
. 0408	Brookfield Wealth Solutions Ltd. Group	00000					Argo Re Escritório de Representação no Brasil Ltda.	.BRA	NIA	Argo Re Ltd.	Ownership	100.000	Brookfield Wealth Solutions Ltd.	NO	
. 0408	Brookfield Wealth Solutions Ltd. Group	00000					Argo Insurance Services Bermuda, Ltd.	.BMJ	NIA	Argo Re Ltd.	Ownership	100.000	Brookfield Wealth Solutions Ltd.	NO	



SCHEDULE Y  
PART 1A - DETAIL OF INSURANCE HOLDING COMPANY SYSTEM

1	2	3	4	5	6	7	8	9	10	11	12 Type of Control (Ownership, Board, Management, Attorney-in-Fact, Influence, Other)	13 If Control is Owner- ship Provide Percen- tage	14 Ultimate Controlling Entity(ies)/Person(s)	15 Is an SCA Filing Re- quired? (Yes/No)	16 *
Group Code	Group Name	NAIC Company Code	ID Number	Federal RSSD	CIK	Name of Securities Exchange if Publicly Traded (U.S. or International)	Names of Parent, Subsidiaries Or Affiliates	Domi- ciliary Loca- tion	Rela- tion- ship to Reporting Entity	Directly Controlled by (Name of Entity/Person)					
. 0408	Brookfield Wealth Solutions Ltd. Group	..... 00000	98-0618574	..	.....	.....	Argo Irish Holdings I Ltd. ....	..BMJ.....	OTH.....	Argo Re Ltd. ....	Ownership.....	100.000	Brookfield Wealth Solutions Ltd. ....	... NO.....	.....
. 0408	Brookfield Wealth Solutions Ltd. Group	..... 00000	98-0655693	..	.....	.....	Argo Irish Holdings II ....	..BMJ.....	NIA.....	Argo Irish Holdings I Ltd. ....	Ownership.....	100.000	Brookfield Wealth Solutions Ltd. ....	... NO.....	.....
. 0408	Brookfield Wealth Solutions Ltd. Group	..... 00000	.....	.....	.....	.....	Argo International Holdings Limited .....	..GBR.....	NIA.....	Argo Re Ltd. ....	Ownership.....	100.000	Brookfield Wealth Solutions Ltd. ....	... NO.....	.....
. 0408	Brookfield Wealth Solutions Ltd. Group	..... 00000	.....	.....	.....	.....	ArgoGlobal Assicurazioni S.p.A. ....	..ITA.....	NIA.....	Argo International Holdings Limited .....	Ownership.....	100.000	Brookfield Wealth Solutions Ltd. ....	... NO.....	.....
. 0408	Brookfield Wealth Solutions Ltd. Group	..... 00000	98-0524253	..	.....	.....	Argo Financial Holding (Ireland) UC .....	..IRL.....	OTH.....	Argo Irish Holdings I Ltd. ....	Ownership.....	99.900	Brookfield Wealth Solutions Ltd. ....	... NO.....	.....
. 0408	Brookfield Wealth Solutions Ltd. Group	..... 00000	98-0524253	..	.....	.....	Argo Financial Holding (Ireland) UC .....	..IRL.....	OTH.....	Argo Irish Holdings II ....	Ownership.....	0.100	Brookfield Wealth Solutions Ltd. ....	... NO.....	.....
. 0408	Brookfield Wealth Solutions Ltd. Group	..... 00000	06-1183996	..	.....	.....	Argo Group US, Inc. ....	..DE.....	NIA.....	Argo Financial Holding (Ireland) UC .....	Ownership.....	100.000	Brookfield Wealth Solutions Ltd. ....	... NO.....	.....
. 0408	Brookfield Wealth Solutions Ltd. Group	..... 00000	74-6527228	..	.....	.....	Argonaut Group Statutory Trust .....	..CT.....	OTH.....	Argo Group US, Inc. ....	Ownership.....	100.000	Brookfield Wealth Solutions Ltd. ....	... NO.....	.....
. 0408	Brookfield Wealth Solutions Ltd. Group	..... 00000	.....	.....	.....	.....	Argonaut Group Statutory Trust III .....	..DE.....	OTH.....	Argo Group US, Inc. ....	Ownership.....	100.000	Brookfield Wealth Solutions Ltd. ....	... NO.....	.....
. 0408	Brookfield Wealth Solutions Ltd. Group	..... 00000	.....	.....	.....	.....	Argonaut Group Statutory Trust IV .....	..DE.....	OTH.....	Argo Group US, Inc. ....	Ownership.....	100.000	Brookfield Wealth Solutions Ltd. ....	... NO.....	.....
. 0408	Brookfield Wealth Solutions Ltd. Group	..... 00000	.....	.....	.....	.....	Argonaut Group Statutory Trust V .....	..DE.....	OTH.....	Argo Group US, Inc. ....	Ownership.....	100.000	Brookfield Wealth Solutions Ltd. ....	... NO.....	.....
. 0408	Brookfield Wealth Solutions Ltd. Group	..... 00000	.....	.....	.....	.....	Argonaut Group Statutory Trust VI .....	..CT.....	OTH.....	Argo Group US, Inc. ....	Ownership.....	100.000	Brookfield Wealth Solutions Ltd. ....	... NO.....	.....
. 0408	Brookfield Wealth Solutions Ltd. Group	..... 00000	.....	.....	.....	.....	Argonaut Group Statutory Trust VII .....	..DE.....	OTH.....	Argo Group US, Inc. ....	Ownership.....	100.000	Brookfield Wealth Solutions Ltd. ....	... NO.....	.....
. 0408	Brookfield Wealth Solutions Ltd. Group	..... 00000	.....	.....	.....	.....	Argonaut Group Statutory Trust VIII .....	..DE.....	OTH.....	Argo Group US, Inc. ....	Ownership.....	100.000	Brookfield Wealth Solutions Ltd. ....	... NO.....	.....
. 0408	Brookfield Wealth Solutions Ltd. Group	..... 00000	.....	.....	.....	.....	Argonaut Group Statutory Trust IX .....	..DE.....	OTH.....	Argo Group US, Inc. ....	Ownership.....	100.000	Brookfield Wealth Solutions Ltd. ....	... NO.....	.....
. 0408	Brookfield Wealth Solutions Ltd. Group	..... 00000	.....	.....	.....	.....	Argonaut Group Statutory Trust X .....	..DE.....	OTH.....	Argo Group US, Inc. ....	Ownership.....	100.000	Brookfield Wealth Solutions Ltd. ....	... NO.....	.....
. 0408	Brookfield Wealth Solutions Ltd. Group	..... 00000	74-2999179	..	.....	.....	Argonaut Management Services, Inc. ....	..DE.....	OTH.....	Argo Group US, Inc. ....	Ownership.....	100.000	Brookfield Wealth Solutions Ltd. ....	... NO.....	.....
. 0408	Brookfield Wealth Solutions Ltd. Group	..... 12600	20-1991050	..	.....	.....	ARIS Title Insurance Corporation .....	..NY.....	IA.....	Argo Group US, Inc. ....	Ownership.....	100.000	Brookfield Wealth Solutions Ltd. ....	... NO.....	.....
. 0408	Brookfield Wealth Solutions Ltd. Group	..... 00000	74-2948177	..	.....	.....	Trident Insurance Services, L.L.C. ....	..TX.....	NIA.....	Argo Group US, Inc. ....	Ownership.....	100.000	Brookfield Wealth Solutions Ltd. ....	... NO.....	.....
. 0408	Brookfield Wealth Solutions Ltd. Group	..... 00000	04-2442943	..	.....	.....	Alteris Insurance Services, Inc. ....	..MA.....	NIA.....	Argo Group US, Inc. ....	Ownership.....	100.000	Brookfield Wealth Solutions Ltd. ....	... NO.....	.....
. 0408	Brookfield Wealth Solutions Ltd. Group	..... 19801	94-1390273	..	.....	.....	Argonaut Insurance Company .....	..IL.....	IA.....	Argo Group US, Inc. ....	Ownership.....	100.000	Brookfield Wealth Solutions Ltd. ....	... NO.....	.....
. 0408	Brookfield Wealth Solutions Ltd. Group	..... 19828	36-2489372	..	.....	.....	Argonaut-Midwest Insurance Company .....	..IL.....	IA.....	Argonaut Insurance Company .....	Ownership.....	100.000	Brookfield Wealth Solutions Ltd. ....	... NO.....	.....
. 0408	Brookfield Wealth Solutions Ltd. Group	..... 19860	37-0301640	..	.....	.....	Argonaut Great Central Insurance Company ....	..IL.....	IA.....	Argonaut Insurance Company .....	Ownership.....	100.000	Brookfield Wealth Solutions Ltd. ....	... NO.....	.....
. 0408	Brookfield Wealth Solutions Ltd. Group	..... 39993	54-1423096	..	.....	.....	Colony Insurance Company .....	..VA.....	IA.....	Argonaut Insurance Company .....	Ownership.....	100.000	Brookfield Wealth Solutions Ltd. ....	... NO.....	.....
. 0408	Brookfield Wealth Solutions Ltd. Group	..... 34118	65-0075940	..	.....	.....	Peleus Insurance Company .....	..IL.....	IA.....	Colony Insurance Company .....	Ownership.....	100.000	Brookfield Wealth Solutions Ltd. ....	... NO.....	.....

STATEMENT AS OF SEPTEMBER 30, 2024 OF THE American National General Insurance Company

SCHEDULE Y  
PART 1A - DETAIL OF INSURANCE HOLDING COMPANY SYSTEM

1	2	3	4	5	6	7	8	9	10	11	12 Type of Control (Ownership, Board, Management, Attorney-in-Fact, Influence, Other)	13 If Control is Owner- ship Provide Percen- tage	14 Ultimate Controlling Entity(ies)/Person(s)	15 Is an SCA Filing Re- quired? (Yes/No)	16 *
Group Code	Group Name	NAIC Company Code	ID Number	Federal RSSD	CIK	Name of Securities Exchange if Publicly Traded (U.S. or International)	Names of Parent, Subsidiaries Or Affiliates	Domi- ciliary Loca- tion	Rela- tion- ship to Reporting Entity	Directly Controlled by (Name of Entity/Person)					
. 0408	Brookfield Wealth Solutions Ltd. Group	36927	34-1266871				Colony Specialty Insurance Company	.. IL.....	.. IA.....	Colony Insurance Company	Ownership.....	100.000	Brookfield Wealth Solutions Ltd.	... NO.....	.....
. 0408	Brookfield Wealth Solutions Ltd. Group	35505	25-1620138				Rockwood Casualty Insurance Company	.. PA.....	.. IA.....	Argo Group US, Inc.	Ownership.....	100.000	Brookfield Wealth Solutions Ltd.	... NO.....	.....
. 0408	Brookfield Wealth Solutions Ltd. Group	10726	23-2904771				Somerset Casualty Insurance Company	.. PA.....	.. IA.....	Rockwood Casualty Insurance Company	Ownership.....	100.000	Brookfield Wealth Solutions Ltd.	... NO.....	.....
. 0408	Brookfield Wealth Solutions Ltd. Group	00000	99-1888471				ANICO REO C2 Owner LLC	.. TX.....	.. NIA.....	American National Insurance Company	Ownership.....	100.000	Brookfield Wealth Solutions Ltd.	... NO.....	1 .....
. 0408	Brookfield Wealth Solutions Ltd. Group	00000	99-1291933				ANICO REO St. James Owner LLC	.. TX.....	.. NIA.....	American National Insurance Company	Ownership.....	100.000	Brookfield Wealth Solutions Ltd.	... NO.....	1 .....
. 0408	Brookfield Wealth Solutions Ltd. Group	00000	98-1737984				225 Liberty Property Holdings Ltd.	.. CYM.....	.. OTH.....	ANTAC Core ORE LLC	Ownership.....	35.200	Brookfield Wealth Solutions Ltd.	... NO.....	13 ....
. 0408	Brookfield Wealth Solutions Ltd. Group	00000					2022 Titan Note Issuer LP	.. DE.....	.. OTH.....	American National Insurance Company	Ownership.....	100.000	Brookfield Wealth Solutions Ltd.	... NO.....	13 ....
. 0408	Brookfield Wealth Solutions Ltd. Group	00000					1363015 Alberta Ltd.	.. CAN.....	.. NIA.....	Chipman Development Corporation	Ownership.....	100.000	Brookfield Wealth Solutions Ltd.	... NO.....	1 .....
. 0408	Brookfield Wealth Solutions Ltd. Group	00000	20-8668116				121 Village, Ltd.	.. TX.....	.. NIA.....	ANREINV, LLC	Management.....	0.000	Brookfield Wealth Solutions Ltd.	... NO.....	1 .....
. 0408	Brookfield Wealth Solutions Ltd. Group	00000	36-4814921				121 Village Lots 2/3, Ltd.	.. TX.....	.. NIA.....	ANREINV, LLC	Management.....	0.000	Brookfield Wealth Solutions Ltd.	... NO.....	1 .....
. 0408	Brookfield Wealth Solutions Ltd. Group	00000	87-3288802				121 Village Corner Development, Ltd.	.. TX.....	.. NIA.....	ANREINV, LLC	Management.....	0.000	Brookfield Wealth Solutions Ltd.	... NO.....	1 .....
. 0408	Brookfield Wealth Solutions Ltd. Group	00000					2022 IO Note Issuer LP	.. DE.....	.. OTH.....	American National Insurance Company	Ownership.....	100.000	Brookfield Wealth Solutions Ltd.	... NO.....	13 ....
. 0408	Brookfield Wealth Solutions Ltd. Group	00000					2022 Ganymede Note Issuer LP	.. DE.....	.. OTH.....	American National Insurance Company	Ownership.....	100.000	Brookfield Wealth Solutions Ltd.	... NO.....	13 ....
. 0408	Brookfield Wealth Solutions Ltd. Group	00000					2022 Europa Note Issuer LP	.. DE.....	.. OTH.....	American National Insurance Company	Ownership.....	100.000	Brookfield Wealth Solutions Ltd.	... NO.....	13 ....
. 0408	Brookfield Wealth Solutions Ltd. Group	92738	42-1153896				American Equity Investment Life Insurance Company	.. IA.....	.. IA.....	American National Group Inc.	Ownership.....	100.000	Brookfield Wealth Solutions Ltd.	... NO.....	.....
. 0408	Brookfield Wealth Solutions Ltd. Group	11135	22-3762465				American Equity Investment Life Insurance Company of New York	.. NY.....	.. IA.....	American Equity Investment Life Insurance Company	Ownership.....	100.000	Brookfield Wealth Solutions Ltd.	... NO.....	.....
. 0408	Brookfield Wealth Solutions Ltd. Group	13183	26-3218907				Eagle Life Insurance Company	.. IA.....	.. IA.....	American Equity Investment Life Insurance Company	Ownership.....	100.000	Brookfield Wealth Solutions Ltd.	... NO.....	.....
. 0408	Brookfield Wealth Solutions Ltd. Group	17189	87-2625017				AEL Re Vermont Inc	.. VT.....	.. IA.....	American Equity Investment Life Insurance Company	Ownership.....	100.000	Brookfield Wealth Solutions Ltd.	... NO.....	.....
. 0408	Brookfield Wealth Solutions Ltd. Group	17553	93-3948200				AEL Re Vermont II Inc	.. VT.....	.. IA.....	American Equity Investment Life Insurance Company	Ownership.....	100.000	Brookfield Wealth Solutions Ltd.	... NO.....	.....
. 0408	Brookfield Wealth Solutions Ltd. Group	71323	75-1168687				Entrada Life Insurance Company	.. AZ.....	.. IA.....	American National Group Inc.	Ownership.....	100.000	Brookfield Wealth Solutions Ltd.	... NO.....	.....
. 0408	Brookfield Wealth Solutions Ltd. Group	00000	27-0413288				AERL, LC	.. IA.....	.. NIA.....	American Equity Investment Life Insurance Company	Ownership.....	100.000	Brookfield Wealth Solutions Ltd.	... NO.....	.....
. 0408	Brookfield Wealth Solutions Ltd. Group	00000	88-0711676				BH JV Multifamily Investors, LLC	.. DE.....	.. NIA.....	American Equity Investment Life Insurance Company	Ownership.....	95.000	Brookfield Wealth Solutions Ltd.	... NO.....	.....
. 0408	Brookfield Wealth Solutions Ltd. Group	00000					Vantage at Westover Parent, LLC	.. DE.....	.. NIA.....	BH JV Multifamily Investors, LLC	Ownership.....	85.600	Brookfield Wealth Solutions Ltd.	... NO.....	.....
. 0408	Brookfield Wealth Solutions Ltd. Group	00000					Stonecastle Apartments Holdings, LLC	.. DE.....	.. NIA.....	BH JV Multifamily Investors, LLC	Ownership.....	80.000	Brookfield Wealth Solutions Ltd.	... NO.....	.....
. 0408	Brookfield Wealth Solutions Ltd. Group	00000					Residential Investment Trust	.. DE.....	.. NIA.....	American Equity Investment Life Insurance Company	Ownership.....	100.000	Brookfield Wealth Solutions Ltd.	... NO.....	.....

STATEMENT AS OF SEPTEMBER 30, 2024 OF THE American National General Insurance Company

SCHEDULE Y  
PART 1A - DETAIL OF INSURANCE HOLDING COMPANY SYSTEM

1	2	3	4	5	6	7	8	9	10	11	12 Type of Control (Ownership, Board, Management, Attorney-in-Fact, Influence, Other)	13 If Control is Owner- ship Provide Percen- tage	14 Ultimate Controlling Entity(ies)/Person(s)	15 Is an SCA Filing Re- quired? (Yes/No)	16 *
Group Code	Group Name	NAIC Company Code	ID Number	Federal RSSD	CIK	Name of Securities Exchange if Publicly Traded (U.S. or International)	Names of Parent, Subsidiaries Or Affiliates	Domi- ciliary Loca- tion	Relation- ship to Reporting Entity	Directly Controlled by (Name of Entity/Person)					
. 0408	Brookfield Wealth Solutions Ltd. Group	00000					Residential Investment Trust III	DE	NIA	American Equity Investment Life Insurance Company	Ownership	100.000	Brookfield Wealth Solutions Ltd.	NO	
. 0408	Brookfield Wealth Solutions Ltd. Group	00000					Residential Investment Trust IV	DE	NIA	American Equity Investment Life Insurance Company	Ownership	100.000	Brookfield Wealth Solutions Ltd.	NO	
. 0408	Brookfield Wealth Solutions Ltd. Group	00000					Residential Investment Trust -Berm FW	DE	NIA	American Equity Investment Life Insurance Company	Ownership	100.000	Brookfield Wealth Solutions Ltd.	NO	
. 0408	Brookfield Wealth Solutions Ltd. Group	00000					Residential Investment Trust III - Berm FW	DE	NIA	American Equity Investment Life Insurance Company	Ownership	100.000	Brookfield Wealth Solutions Ltd.	NO	
. 0408	Brookfield Wealth Solutions Ltd. Group	00000					Residential Investment Trust IV - Berm FW	DE	NIA	American Equity Investment Life Insurance Company	Ownership	100.000	Brookfield Wealth Solutions Ltd.	NO	
. 0408	Brookfield Wealth Solutions Ltd. Group	00000					Residential Investment Trust III - Verm FW	DE	NIA	American Equity Investment Life Insurance Company	Ownership	100.000	Brookfield Wealth Solutions Ltd.	NO	
. 0408	Brookfield Wealth Solutions Ltd. Group	00000					ISQ Ace Fund, LLC	DE	NIA	American Equity Investment Life Insurance Company	Ownership	98.000	Brookfield Wealth Solutions Ltd.	NO	
. 0408	Brookfield Wealth Solutions Ltd. Group	00000	92-1992151				BH JV (Berm FW) Multifamily Investors, LLC	DE	NIA	American Equity Investment Life Insurance Company	Ownership	95.000	Brookfield Wealth Solutions Ltd.	NO	
. 0408	Brookfield Wealth Solutions Ltd. Group	00000	92-1610110				Ace Fund Holdings LLC	DE	NIA	American Equity Investment Life Insurance Company	Ownership	92.900	Brookfield Wealth Solutions Ltd.	NO	
. 0408	Brookfield Wealth Solutions Ltd. Group	00000					Vantage at Westover Parent, LLC	DE	NIA	BH JV (Berm FW) Multifamily Investors, LLC	Ownership	14.400	Brookfield Wealth Solutions Ltd.	NO	
. 0408	Brookfield Wealth Solutions Ltd. Group	00000					Vantage at Westover Owner, LLC	DE	NIA	Vantage at Westover Parent, LLC	Ownership	100.000	Brookfield Wealth Solutions Ltd.	NO	
. 0408	Brookfield Wealth Solutions Ltd. Group	00000					Stonecastle Apartments Holdings, LLC	DE	NIA	BH JV (Berm FW) Multifamily Investors, LLC	Ownership	20.000	Brookfield Wealth Solutions Ltd.	NO	
. 0408	Brookfield Wealth Solutions Ltd. Group	00000					PBJ Stonecastle, LLC	DE	NIA	Stonecastle Apartments Holdings, LLC	Ownership	100.000	Brookfield Wealth Solutions Ltd.	NO	
. 0408	Brookfield Wealth Solutions Ltd. Group	00000	88-4253582				M-A LPI Holdings, LLC	DE	NIA	American Equity Investment Life Insurance Company	Ownership	84.300	Brookfield Wealth Solutions Ltd.	NO	
. 0408	Brookfield Wealth Solutions Ltd. Group	00000					Residential Investment Trust II	DE	NIA	Eagle Life Insurance Company	Ownership	100.000	Brookfield Wealth Solutions Ltd.	NO	
. 0408	Brookfield Wealth Solutions Ltd. Group	00000					Residential Investment Trust III-E	DE	NIA	Eagle Life Insurance Company	Ownership	100.000	Brookfield Wealth Solutions Ltd.	NO	
. 0408	Brookfield Wealth Solutions Ltd. Group	00000					Residential Investment Trust V	DE	NIA	Eagle Life Insurance Company	Ownership	100.000	Brookfield Wealth Solutions Ltd.	NO	
. 0408	Brookfield Wealth Solutions Ltd. Group	00000	88-4253582				M-A LPI Holdings, LLC	DE	NIA	Eagle Life Insurance Company	Ownership	5.700	Brookfield Wealth Solutions Ltd.	NO	
. 0408	Brookfield Wealth Solutions Ltd. Group	00000	88-4247932				M-LPI Resort Holdings, LLC	DE	NIA	M-A LPI Holdings, LLC	Ownership	80.000	Brookfield Wealth Solutions Ltd.	NO	
. 0408	Brookfield Wealth Solutions Ltd. Group	00000	92-1610110				Ace Fund Holdings LLC	DE	NIA	Eagle Life Insurance Company	Ownership	7.100	Brookfield Wealth Solutions Ltd.	NO	
. 0408	Brookfield Wealth Solutions Ltd. Group	00000	92-0856342				M-LPI Resort Owner, LLC	DE	NIA	M-LPI Resort Holdings, LLC	Ownership	100.000	Brookfield Wealth Solutions Ltd.	NO	
. 0408	Brookfield Wealth Solutions Ltd. Group	00000	85-4289437				AE Capital, LLC	IA	NIA	American National Group Inc.	Ownership	100.000	Brookfield Wealth Solutions Ltd.	NO	
. 0408	Brookfield Wealth Solutions Ltd. Group	00000	98-1640447				AEL Re Bermuda Ltd	BMJ	IA	American National Group Inc.	Ownership	100.000	Brookfield Wealth Solutions Ltd.	NO	
. 0408	Brookfield Wealth Solutions Ltd. Group	00000	42-6593040				American Equity Capital Trust II	DE	NIA	American National Group Inc.	Ownership	100.000	Brookfield Wealth Solutions Ltd.	NO	
. 0408	Brookfield Wealth Solutions Ltd. Group	00000	42-1461598				American Equity Investment Properties, L.C.	IA	NIA	American National Group Inc.	Ownership	100.000	Brookfield Wealth Solutions Ltd.	NO	

STATEMENT AS OF SEPTEMBER 30, 2024 OF THE American National General Insurance Company

SCHEDULE Y  
PART 1A - DETAIL OF INSURANCE HOLDING COMPANY SYSTEM

1	2	3	4	5	6	7	8	9	10	11	12 Type of Control (Ownership, Board, Management, Attorney-in-Fact, Influence, Other)	13 If Control is Owner- ship Provide Percen- tage	14 Ultimate Controlling Entity(ies)/Person(s)	15 Is an SCA Filing Re- quired? (Yes/No)	16 *
Group Code	Group Name	NAIC Company Code	ID Number	Federal RSSD	CIK	Name of Securities Exchange if Publicly Traded (U.S. or International)	Names of Parent, Subsidiaries Or Affiliates	Domi- ciliary Loca- tion	Relation- ship to Reporting Entity	Directly Controlled by (Name of Entity/Person)					
. 0408	Brookfield Wealth Solutions Ltd. Group	..... 00000 .....	86-1532673 ..	.....	.....	.....	High Trestle Investment Management, LLC .....	.. IA.....	..... NIA.....	American National Group Inc. ....	Ownership.....	100.000 .....	Brookfield Wealth Solutions Ltd. ....	... NO.....	.....
. 0408	Brookfield Wealth Solutions Ltd. Group	..... 00000 .....	88-3749240 ..	.....	.....	.....	North Wolf Bay Holdings, LLC .....	.. DE.....	..... NIA.....	American National Group Inc. ....	Ownership.....	100.000 .....	Brookfield Wealth Solutions Ltd. ....	... NO.....	.....
. 0408	Brookfield Wealth Solutions Ltd. Group	..... 00000 .....	87-2713076 ..	.....	.....	.....	NC Securities Holdco, LLC .....	.. NC.....	..... NIA.....	American National Group Inc. ....	Ownership.....	100.000 .....	Brookfield Wealth Solutions Ltd. ....	... NO.....	.....
. 0408	Brookfield Wealth Solutions Ltd. Group	..... 00000 .....	88-3743138 ..	.....	.....	.....	AEL Financial Services, LLC .....	.. NC.....	..... NIA.....	NC Securities Holdco, LLC .....	Ownership.....	100.000 .....	Brookfield Wealth Solutions Ltd. ....	... NO.....	.....
. 0408	Brookfield Wealth Solutions Ltd. Group	..... 00000 .....	.....	.....	.....	.....	2022 Ceres Note Issuer LP .....	.. DE.....	..... OTH.....	American National Insurance Company .....	Ownership.....	100.000 .....	Brookfield Wealth Solutions Ltd. ....	... NO.....	13 .....
. 0408	Brookfield Wealth Solutions Ltd. Group	..... 00000 .....	93-1665964 ..	.....	.....	.....	200 Liberty REIT LLC .....	.. DE.....	..... OTH.....	200 Liberty Property Holdings Ltd. ....	Ownership.....	50.000 .....	Brookfield Wealth Solutions Ltd. ....	... NO.....	13 .....
. 0408	Brookfield Wealth Solutions Ltd. Group	..... 00000 .....	98-1737992 ..	.....	.....	.....	200 Liberty Property Holdings Ltd. ....	.. CYM.....	..... OTH.....	ANTAC Core CRE LLC .....	Ownership.....	24.000 .....	Brookfield Wealth Solutions Ltd. ....	... NO.....	13 .....
. 0408	Brookfield Wealth Solutions Ltd. Group	..... 00000 .....	92-2374250 ..	.....	.....	.....	1100 Ave of Americas REIT LLC .....	.. DE.....	..... OTH.....	1100 AoA Property Holdings Ltd. ....	Ownership.....	50.000 .....	Brookfield Wealth Solutions Ltd. ....	... NO.....	13 .....
. 0408	Brookfield Wealth Solutions Ltd. Group	..... 00000 .....	98-1737979 ..	.....	.....	.....	1100 AoA Property Holdings Ltd. ....	.. CYM.....	..... OTH.....	ANTAC Core CRE LLC .....	Ownership.....	36.000 .....	Brookfield Wealth Solutions Ltd. ....	... NO.....	13 .....
. 0408	Brookfield Wealth Solutions Ltd. Group	..... 00000 .....	.....	.....	.....	.....	BNRE Canada Services Inc. ....	.. CAN.....	..... NIA.....	BAWR Holdings Ltd. ....	Ownership.....	100.000 .....	Brookfield Wealth Solutions Ltd. ....	... NO.....	1 .....
. 0408	Brookfield Wealth Solutions Ltd. Group	..... 00000 .....	.....	.....	.....	.....	BAM V Geneva LLC .....	.. DE.....	..... OTH.....	Bventures Holdco LLC .....	Ownership.....	81.000 .....	Brookfield Wealth Solutions Ltd. ....	... NO.....	13 .....
. 0408	Brookfield Wealth Solutions Ltd. Group	..... 00000 .....	.....	.....	.....	.....	BNRE Canada Pref Sub Inc. ....	.. CAN.....	..... NIA.....	BNRE Canada Holdings Inc. ....	Ownership.....	100.000 .....	Brookfield Wealth Solutions Ltd. ....	... NO.....	13 .....
. 0408	Brookfield Wealth Solutions Ltd. Group	..... 00000 .....	.....	.....	.....	.....	Brookfield Annuity Loan LP .....	.. CAN.....	..... NIA.....	Brookfield Annuity Holdings Inc. ....	Management.....	0.000 .....	Brookfield Wealth Solutions Ltd. ....	... NO.....	13 .....
. 0408	Brookfield Wealth Solutions Ltd. Group	..... 00000 .....	.....	.....	.....	.....	Bventures Holdco LLC .....	.. DE.....	..... OTH.....	Chamberlain Blane 2023-1 LLC .....	Ownership.....	100.000 .....	Brookfield Wealth Solutions Ltd. ....	... NO.....	13 .....
. 0408	Brookfield Wealth Solutions Ltd. Group	..... 00000 .....	.....	.....	.....	.....	200 Vesey Property Holdings Ltd. ....	.. CYM.....	..... OTH.....	American Equity Investment Life Insurance Company .....	Ownership.....	60.000 .....	Brookfield Wealth Solutions Ltd. ....	... NO.....	13 .....
. 0408	Brookfield Wealth Solutions Ltd. Group	..... 00000 .....	.....	.....	.....	.....	Bay Adelaide North Property Holdings Inc. ...	.. CAN.....	..... OTH.....	American Equity Investment Life Insurance Company .....	Ownership.....	77.500 .....	Brookfield Wealth Solutions Ltd. ....	... NO.....	13 .....
. 0408	Brookfield Wealth Solutions Ltd. Group	..... 00000 .....	.....	.....	.....	.....	ALA MOANA PROPERTY HOLDINGS LTD. ....	.. CYM.....	..... OTH.....	American Equity Investment Life Insurance Company .....	Ownership.....	77.600 .....	Brookfield Wealth Solutions Ltd. ....	... NO.....	13 .....
. 0408	Brookfield Wealth Solutions Ltd. Group	..... 00000 .....	.....	.....	.....	.....	TYSONS GALLERIA PROPERTY HOLDINGS LTD. ....	.. CYM.....	..... OTH.....	American Equity Investment Life Insurance Company .....	Ownership.....	65.000 .....	Brookfield Wealth Solutions Ltd. ....	... NO.....	13 .....
. 0408	Brookfield Wealth Solutions Ltd. Group	..... 00000 .....	.....	.....	.....	.....	WOODLANDS MALL PROPERTY HOLDINGS LTD. ....	.. CYM.....	..... OTH.....	American Equity Investment Life Insurance Company .....	Ownership.....	66.000 .....	Brookfield Wealth Solutions Ltd. ....	... NO.....	13 .....
. 0408	Brookfield Wealth Solutions Ltd. Group	..... 00000 .....	.....	.....	.....	.....	La Cantera Property Holdings Ltd. ....	.. CYM.....	..... OTH.....	American Equity Investment Life Insurance Company .....	Ownership.....	70.500 .....	Brookfield Wealth Solutions Ltd. ....	... NO.....	13 .....
. 0408	Brookfield Wealth Solutions Ltd. Group	..... 00000 .....	.....	.....	.....	.....	Jordan Creek Property Holdings Ltd. ....	.. CYM.....	..... OTH.....	American National Insurance Holdings Inc. ....	Ownership.....	61.400 .....	Brookfield Wealth Solutions Ltd. ....	... NO.....	13 .....
. 0408	Brookfield Wealth Solutions Ltd. Group	..... 00000 .....	.....	.....	.....	.....	2 MW Property Holdings Ltd. ....	.. CYM.....	..... OTH.....	Brookfield Reinsurance Investments LP .....	Ownership.....	47.200 .....	Brookfield Wealth Solutions Ltd. ....	... NO.....	13 .....
. 0408	Brookfield Wealth Solutions Ltd. Group	..... 00000 .....	.....	.....	.....	.....	WILLOWBROOK PROPERTY HOLDINGS LTD. ....	.. CYM.....	..... OTH.....	American Equity Investment Life Insurance Company .....	Ownership.....	64.800 .....	Brookfield Wealth Solutions Ltd. ....	... NO.....	13 .....
. 0408	Brookfield Wealth Solutions Ltd. Group	..... 00000 .....	.....	.....	.....	.....	BOULDER REINSURANCE (CAYMAN) LTD .....	.. CYM.....	..... OTH.....	American National Group Inc. ....	Ownership.....	100.000 .....	Brookfield Wealth Solutions Ltd. ....	... NO.....	13 .....
. 0408	Brookfield Wealth Solutions Ltd. Group	..... 00000 .....	99-5016931 ..	.....	.....	.....	American National Assignment Company LLC ....	.. TX.....	..... NIA.....	American National Insurance Company .....	Ownership.....	100.000 .....	Brookfield Wealth Solutions Ltd. ....	... NO.....	1 .....

SCHEDULE Y  
PART 1A - DETAIL OF INSURANCE HOLDING COMPANY SYSTEM

1	2	3	4	5	6	7	8	9	10	11	12	13	14	15	16
Group Code	Group Name	NAIC Company Code	ID Number	Federal RSSD	CIK	Name of Securities Exchange if Publicly Traded (U.S. or International)	Names of Parent, Subsidiaries Or Affiliates	Domi-ciliary Loca-tion	Relation-ship to Reporting Entity	Directly Controlled by (Name of Entity/Person)	Type of Control (Ownership, Board, Management, Attorney-in-Fact, Influence, Other)	If Control is Owner-ship Provide Percen-tage	Ultimate Controlling Entity(ies)/Person(s)	Is an SCA Filing Re-quired? (Yes/No)	*
. 0408	Brookfield Wealth Solutions Ltd. Group	..... 00000	.....	.....	.....	.....	AE Paces GP, LLC .....	.. TX.....	..... NIA.....	ANICO Eagle, LLC .....	Ownership.....	.. 100.000	Brookfield Wealth Solutions Ltd. ....	.... NO.....	.... 1 .....
. 0408	Brookfield Wealth Solutions Ltd. Group	..... 00000	.....	.....	.....	.....	Griffin Topco LLC .....	.. DE.....	..... OTH.....	American National Insurance Company .....	Ownership.....	.. 100.000	Brookfield Wealth Solutions Ltd. ....	.... NO.....	.... 13 .....
. 0408	Brookfield Wealth Solutions Ltd. Group	..... 00000	.....	.....	.....	.....	Griffin Subco LLC .....	.. DE.....	..... OTH.....	Griffin Topco LLC .....	Ownership.....	.. 100.000	Brookfield Wealth Solutions Ltd. ....	.... NO.....	.... 13 .....
. 0408	Brookfield Wealth Solutions Ltd. Group	..... 00000	.....	.....	.....	.....	Eugene Property Holdings Ltd. ....	.. CYM.....	..... OTH.....	American Equity Investment Life Insurance Company .....	Ownership.....	.. 65.300	Brookfield Wealth Solutions Ltd. ....	.... NO.....	.... 13 .....

Asterisk	Explanation
1 .....	Bruce Flatt and Brian Kingston are also ultimate controlling persons .....
2 .....	BNT Partners Trust owns 100% of the Class B Limited Voting Shares of Brookfield Wealth Solutions Ltd. ....
3 .....	Investment Special Purpose Vehicle .....

PART 1 - LOSS EXPERIENCE

Line of Business		Current Year to Date			4
		1 Direct Premiums Earned	2 Direct Losses Incurred	3 Direct Loss Percentage	Prior Year to Date Direct Loss Percentage
1.	Fire .....				
2.1	Allied Lines .....	3,384,183	1,133,645	33.5	22.8
2.2	Multiple peril crop .....				
2.3	Federal flood .....				
2.4	Private crop .....				
2.5	Private flood .....	728			
3.	Farmowners multiple peril .....				
4.	Homeowners multiple peril .....	20,483,694	17,286,792	84.4	76.5
5.1	Commercial multiple peril (non-liability portion) .....	12,909,570	5,579,038	43.2	99.0
5.2	Commercial multiple peril (liability portion) .....	883,918	1,033,973	117.0	120.5
6.	Mortgage guaranty .....				
8.	Ocean marine .....				
9.1	Inland marine .....				
9.2	Pet insurance .....				
10.	Financial guaranty .....				
11.1	Medical professional liability - occurrence .....				
11.2	Medical professional liability - claims-made .....				
12.	Earthquake .....	8,441			(0.5)
13.1	Comprehensive (hospital and medical) individual .....				
13.2	Comprehensive (hospital and medical) group .....				
14.	Credit accident and health .....				
15.1	Vision only .....				
15.2	Dental only .....				
15.3	Disability income .....				
15.4	Medicare supplement .....				
15.5	Medicaid Title XIX .....				
15.6	Medicare Title XVIII .....				
15.7	Long-term care .....				
15.8	Federal employees health benefits plan .....				
15.9	Other health .....				
16.	Workers' compensation .....				
17.1	Other liability - occurrence .....	9,123,348	5,380,806	59.0	22.4
17.2	Other liability - claims-made .....				
17.3	Excess workers' compensation .....				
18.1	Products liability - occurrence .....				
18.2	Products liability - claims-made .....				
19.1	Private passenger auto no-fault (personal injury protection) .....	292,939	111,804	38.2	37.4
19.2	Other private passenger auto liability .....	26,912,409	19,170,769	71.2	88.1
19.3	Commercial auto no-fault (personal injury protection) .....				
19.4	Other commercial auto liability .....				
21.1	Private passenger auto physical damage .....	17,980,213	11,736,367	65.3	88.3
21.2	Commercial auto physical damage .....				
22.	Aircraft (all perils) .....				
23.	Fidelity .....				
24.	Surety .....				
26.	Burglary and theft .....				
27.	Boiler and machinery .....				
28.	Credit .....	24,452,038	16,993,805	69.5	56.8
29.	International .....				
30.	Warranty .....				
31.	Reinsurance - Nonproportional Assumed Property .....	XXX	XXX	XXX	XXX
32.	Reinsurance - Nonproportional Assumed Liability .....	XXX	XXX	XXX	XXX
33.	Reinsurance - Nonproportional Assumed Financial Lines .....	XXX	XXX	XXX	XXX
34.	Aggregate write-ins for other lines of business .....				
35.	Totals	116,431,482	78,426,999	67.4	73.7
DETAILS OF WRITE-INS					
3401.	.....				
3402.	.....				
3403.	.....				
3498.	Summary of remaining write-ins for Line 34 from overflow page .....				
3499.	Totals (Lines 3401 through 3403 plus 3498)(Line 34 above)				

PART 2 - DIRECT PREMIUMS WRITTEN

Line of Business		1 Current Quarter	2 Current Year to Date	3 Prior Year Year to Date
1.	Fire .....			
2.1	Allied Lines .....	1,085,327	3,382,273	3,536,003
2.2	Multiple peril crop .....			
2.3	Federal flood .....			
2.4	Private crop .....			
2.5	Private flood .....	2	687	(1,161)
3.	Farmowners multiple peril .....			
4.	Homeowners multiple peril .....	5,090,771	17,897,910	21,019,308
5.1	Commercial multiple peril (non-liability portion) .....	(2,345,494)	12,784,329	12,203,209
5.2	Commercial multiple peril (liability portion) .....	353,016	858,504	988,211
6.	Mortgage guaranty .....			
8.	Ocean marine .....			
9.1	Inland marine .....			
9.2	Pet insurance .....			
10.	Financial guaranty .....			
11.1	Medical professional liability - occurrence .....			
11.2	Medical professional liability - claims-made .....			
12.	Earthquake .....	4,382	9,332	10,248
13.1	Comprehensive (hospital and medical) individual .....			
13.2	Comprehensive (hospital and medical) group .....			
14.	Credit accident and health .....			
15.1	Vision only .....			
15.2	Dental only .....			
15.3	Disability income .....			
15.4	Medicare supplement .....			
15.5	Medicaid Title XIX .....			
15.6	Medicare Title XVIII .....			
15.7	Long-term care .....			
15.8	Federal employees health benefits plan .....			
15.9	Other health .....			
16.	Workers' compensation .....			
17.1	Other liability - occurrence .....	3,411,041	9,123,348	6,953,720
17.2	Other liability - claims-made .....			
17.3	Excess workers' compensation .....			
18.1	Products liability - occurrence .....			
18.2	Products liability - claims-made .....			
19.1	Private passenger auto no-fault (personal injury protection) .....	90,790	278,509	274,680
19.2	Other private passenger auto liability .....	8,808,612	27,166,770	22,747,719
19.3	Commercial auto no-fault (personal injury protection) .....			
19.4	Other commercial auto liability .....			
21.1	Private passenger auto physical damage .....	5,980,592	18,335,806	15,449,042
21.2	Commercial auto physical damage .....			
22.	Aircraft (all perils) .....			
23.	Fidelity .....			
24.	Surety .....			
26.	Burglary and theft .....			
27.	Boiler and machinery .....			
28.	Credit .....	9,103,199	24,452,038	17,607,953
29.	International .....			
30.	Warranty .....			
31.	Reinsurance - Nonproportional Assumed Property .....	XXX	XXX	XXX
32.	Reinsurance - Nonproportional Assumed Liability .....	XXX	XXX	XXX
33.	Reinsurance - Nonproportional Assumed Financial Lines .....	XXX	XXX	XXX
34.	Aggregate write-ins for other lines of business .....			
35.	Totals	31,582,236	114,289,506	100,788,932
DETAILS OF WRITE-INS				
3401.	.....			
3402.	.....			
3403.	.....			
3498.	Summary of remaining write-ins for Line 34 from overflow page .....			
3499.	Totals (Lines 3401 through 3403 plus 3498)(Line 34 above)			

STATEMENT AS OF SEPTEMBER 30, 2024 OF THE American National General Insurance Company

PART 3 (\$000 OMITTED)

LOSS AND LOSS ADJUSTMENT EXPENSE RESERVES SCHEDULE

	1	2	3	4	5	6	7	8	9	10	11	12	13											
Years in Which Losses Occurred	Prior Year-End Known Case Loss and LAE Reserves	Prior Year-End IBNR Loss and LAE Reserves	Total Prior Year-End Loss and LAE Reserves (Cols. 1+2)	2024 Loss and LAE Payments on Claims Reported as of Prior Year-End	2024 Loss and LAE Payments on Claims Unreported as of Prior Year-End	Total 2024 Loss and LAE Payments (Cols. 4+5)	Q.S. Date Known Case Loss and LAE Reserves on Claims Reported and Open as of Prior Year End	Q.S. Date Known Case Loss and LAE Reserves on Claims Reported or Reopened Subsequent to Prior Year End	Q.S. Date IBNR Loss and LAE Reserves	Total Q.S. Loss and LAE Reserves (Cols.7+8+9)	Prior Year-End Known Case Loss and LAE Reserves Developed (Savings)/ Deficiency (Cols.4+7 minus Col. 1)	Prior Year-End IBNR Loss and LAE Reserves Developed (Savings)/ Deficiency (Cols. 5+8+9 minus Col. 2)	Prior Year-End Total Loss and LAE Reserve Developed (Savings)/ Deficiency (Cols. 11+12)											
1. 2021 + Prior .....	3,108	1,137	4,245	2,184	127	2,311	1,804	49	408	2,261	880	(553)	327											
2. 2022 .....	4,264	2,086	6,350	2,756	65	2,821	2,632	133	1,014	3,779	1,124	(874)	250											
3. Subtotals 2022 + Prior .....	7,372	3,223	10,595	4,940	192	5,132	4,436	182	1,422	6,040	2,004	(1,427)	577											
4. 2023 .....	17,016	11,659	28,675	15,759	2,673	18,432	6,378	254	4,017	10,649	5,121	(4,715)	406											
5. Subtotals 2023 + Prior .....	24,388	14,882	39,270	20,699	2,865	23,564	10,814	436	5,439	16,689	7,125	(6,142)	983											
6. 2024 .....	XXX	XXX	XXX	XXX	28,969	28,969	XXX	13,985	9,623	23,608	XXX	XXX	XXX											
7. Totals .....	24,388	14,882	39,270	20,699	31,834	52,533	10,814	14,421	15,062	40,297	7,125	(6,142)	983											
8. Prior Year-End Surplus As Regards Policyholders	57,065											Col. 11, Line 7 As % of Col. 1 Line 7	Col. 12, Line 7 As % of Col. 2 Line 7	Col. 13, Line 7 As % of Col. 3 Line 7										
												1. 29.2	2. (41.3)	3. 2.5										
													Col. 13, Line 7 As a % of Col. 1 Line 8	4. 1.7										



STATEMENT AS OF SEPTEMBER 30, 2024 OF THE American National General Insurance Company

SUPPLEMENTAL EXHIBITS AND SCHEDULES INTERROGATORIES

The following supplemental reports are required to be filed as part of your statement filing. However, in the event that your company does not transact the type of business for which the special report must be filed, your response of NO to the specific interrogatory will be accepted in lieu of filing a "NONE" report and a bar code will be printed below. If the supplement is required of your company but is not being filed for whatever reason enter SEE EXPLANATION and provide an explanation following the interrogatory questions.


	Response
1. Will the Trusteed Surplus Statement be filed with the state of domicile and the NAIC with this statement? .....	NO
2. Will Supplement A to Schedule T (Medical Professional Liability Supplement) be filed with this statement? .....	NO
3. Will the Medicare Part D Coverage Supplement be filed with the state of domicile and the NAIC with this statement? .....	NO
4. Will the Director and Officer Insurance Coverage Supplement be filed with the state of domicile and the NAIC with this statement? .....	NO
AUGUST FILING	
5. Will the regulator-only (non-public) Communication of Internal Control Related Matters Noted in Audit be filed with the state of domicile and electronically with the NAIC (as a regulator-only non-public document) by August 1? The response for 1st and 3rd quarters should be N/A. A NO response resulting with a bar code is only appropriate in the 2nd quarter. ....	N/A

Explanations:

1.
2.
3.
4.

Bar Codes:

1. Trusteed Surplus Statement [Document Identifier 490]
2. Supplement A to Schedule T [Document Identifier 455]
3. Medicare Part D Coverage Supplement [Document Identifier 365]
4. Director and Officer Supplement [Document Identifier 505]



**OVERFLOW PAGE FOR WRITE-INS**

**NONE**

SCHEDULE A - VERIFICATION

Real Estate

	1	2
	Year to Date	Prior Year Ended December 31
1. Book/adjusted carrying value, December 31 of prior year .....		
2. Cost of acquired:		
2.1 Actual cost at time of acquisition .....		
2.2 Additional investment made after acquisition .....		
3. Current year change in encumbrances .....		
4. Total gain (loss) on disposals .....		
5. Deduct amounts received on disposals .....		
6. Total foreign exchange change in book/adjusted carrying value .....		
7. Deduct current year's other than temporary impairment recognized .....		
8. Deduct current year's depreciation .....		
9. Book/adjusted carrying value at the end of current period (Lines 1+2+3+4-5+6-7-8) .....		
10. Deduct total nonadmitted amounts .....		
11. Statement value at end of current period (Line 9 minus Line 10)		

SCHEDULE B - VERIFICATION

Mortgage Loans

	1	2
	Year to Date	Prior Year Ended December 31
1. Book value/recorded investment excluding accrued interest, December 31 of prior year .....		
2. Cost of acquired:		
2.1 Actual cost at time of acquisition .....		
2.2 Additional investment made after acquisition .....		
3. Capitalized deferred interest and other .....		
4. Accrual of discount .....		
5. Unrealized valuation increase/(decrease) .....		
6. Total gain (loss) on disposals .....		
7. Deduct amounts received on disposals .....		
8. Deduct amortization of premium and mortgage interest paid and commitment fees .....		
9. Total foreign exchange change in book value/recorded investment excluding accrued interest .....		
10. Deduct current year's other than temporary impairment recognized .....		
11. Book value/recorded investment excluding accrued interest at end of current period (Lines 1+2+3+4+5+6-7-8+9-10) .....		
12. Total valuation allowance .....		
13. Subtotal (Line 11 plus Line 12) .....		
14. Deduct total nonadmitted amounts .....		
15. Statement value at end of current period (Line 13 minus Line 14)		

SCHEDULE BA - VERIFICATION

Other Long-Term Invested Assets

	1	2
	Year to Date	Prior Year Ended December 31
1. Book/adjusted carrying value, December 31 of prior year .....		
2. Cost of acquired:		
2.1 Actual cost at time of acquisition .....		
2.2 Additional investment made after acquisition .....		
3. Capitalized deferred interest and other .....		
4. Accrual of discount .....		
5. Unrealized valuation increase/(decrease) .....		
6. Total gain (loss) on disposals .....		
7. Deduct amounts received on disposals .....		
8. Deduct amortization of premium and depreciation .....		
9. Total foreign exchange change in book/adjusted carrying value .....		
10. Deduct current year's other than temporary impairment recognized .....		
11. Book/adjusted carrying value at end of current period (Lines 1+2+3+4+5+6-7-8+9-10) .....		
12. Deduct total nonadmitted amounts .....		
13. Statement value at end of current period (Line 11 minus Line 12)		

SCHEDULE D - VERIFICATION

Bonds and Stocks

	1	2
	Year to Date	Prior Year Ended December 31
1. Book/adjusted carrying value of bonds and stocks, December 31 of prior year .....	82,768,380	97,568,429
2. Cost of bonds and stocks acquired .....	2,136,958	608,228
3. Accrual of discount .....	74,347	98,951
4. Unrealized valuation increase/(decrease) .....		30,018
5. Total gain (loss) on disposals .....		(16,593)
6. Deduct consideration for bonds and stocks disposed of .....	8,604,040	15,312,750
7. Deduct amortization of premium .....	156,122	207,903
8. Total foreign exchange change in book/adjusted carrying value .....		
9. Deduct current year's other than temporary impairment recognized .....		
10. Total investment income recognized as a result of prepayment penalties and/or acceleration fees .....		
11. Book/adjusted carrying value at end of current period (Lines 1+2+3+4+5-6-7+8-9+10) .....	76,219,523	82,768,380
12. Deduct total nonadmitted amounts .....		
13. Statement value at end of current period (Line 11 minus Line 12)	76,219,523	82,768,380

STATEMENT AS OF SEPTEMBER 30, 2024 OF THE American National General Insurance Company

**SCHEDULE D - PART 1B**

Showing the Acquisitions, Dispositions and Non-Trading Activity  
During the Current Quarter for all Bonds and Preferred Stock by NAIC Designation

NAIC Designation	1 Book/Adjusted Carrying Value Beginning of Current Quarter	2 Acquisitions During Current Quarter	3 Dispositions During Current Quarter	4 Non-Trading Activity During Current Quarter	5 Book/Adjusted Carrying Value End of First Quarter	6 Book/Adjusted Carrying Value End of Second Quarter	7 Book/Adjusted Carrying Value End of Third Quarter	8 Book/Adjusted Carrying Value December 31 Prior Year
BONDS								
1. NAIC 1 (a) .....	87,435,728	125,311,693	125,781,859	2,662,276	86,464,942	87,435,728	89,627,838	85,012,265
2. NAIC 2 (a) .....	36,376,737		1,000,000	(2,112,793)	36,387,874	36,376,737	33,263,944	37,398,810
3. NAIC 3 (a) .....								
4. NAIC 4 (a) .....								
5. NAIC 5 (a) .....								
6. NAIC 6 (a) .....								
7. Total Bonds	123,812,465	125,311,693	126,781,859	549,483	122,852,816	123,812,465	122,891,782	122,411,075
PREFERRED STOCK								
8. NAIC 1 .....								
9. NAIC 2 .....								
10. NAIC 3 .....								
11. NAIC 4 .....								
12. NAIC 5 .....								
13. NAIC 6 .....								
14. Total Preferred Stock .....								
15. Total Bonds and Preferred Stock	123,812,465	125,311,693	126,781,859	549,483	122,852,816	123,812,465	122,891,782	122,411,075

(a) Book/Adjusted Carrying Value column for the end of the current reporting period includes the following amount of short-term and cash equivalent bonds by NAIC designation:

NAIC 1 \$ 46,672,259 ; NAIC 2 \$ ; NAIC 3 \$ NAIC 4 \$ ; NAIC 5 \$ ; NAIC 6 \$ .....

SCHEDULE DA - PART 1

Short-Term Investments

	1	2	3	4	5
	Book/Adjusted Carrying Value	Prior Year	Actual Cost	Interest Collected Year-to-Date	Paid for Accrued Interest Year-to-Date
7709999999 Totals		XX			

NONE

SCHEDULE DA - VERIFICATION

Short-Term Investments

	1	2
	Year To Date	Prior Year Ended December 31
1. Book/adjusted carrying value, December 31 of prior year .....	6,716,093	20,484,536
2. Cost of short-term investments acquired .....		72,887,724
3. Accrual of discount .....	33,907	343,833
4. Unrealized valuation increase/(decrease) .....		
5. Total gain (loss) on disposals .....		
6. Deduct consideration received on disposals .....	6,750,000	87,000,000
7. Deduct amortization of premium .....		
8. Total foreign exchange change in book/adjusted carrying value .....		
9. Deduct current year's other than temporary impairment recognized .....		
10. Book/adjusted carrying value at end of current period (Lines 1+2+3+4+5-6-7+8-9) .....		6,716,093
11. Deduct total nonadmitted amounts .....		
12. Statement value at end of current period (Line 10 minus Line 11)		6,716,093

Schedule DB - Part A - Verification - Options, Caps, Floors, Collars, Swaps and Forwards

**N O N E**

Schedule DB - Part B - Verification - Futures Contracts

**N O N E**

Schedule DB - Part C - Section 1 - Replication (Synthetic Asset) Transactions (RSATs) Open

**N O N E**

Schedule DB-Part C-Section 2-Reconciliation of Replication (Synthetic Asset) Transactions Open

**N O N E**

Schedule DB - Verification - Book/Adjusted Carrying Value, Fair Value and Potential Exposure of  
Derivatives

**N O N E**

SCHEDULE E - PART 2 - VERIFICATION

(Cash Equivalents)

	1	2
	Year To Date	Prior Year Ended December 31
1. Book/adjusted carrying value, December 31 of prior year .....	35,876,534	8,439,310
2. Cost of cash equivalents acquired .....	776,566,286	616,152,801
3. Accrual of discount .....	1,580,434	879,762
4. Unrealized valuation increase/(decrease) .....		
5. Total gain (loss) on disposals .....	6,075	872
6. Deduct consideration received on disposals .....	765,425,495	589,596,211
7. Deduct amortization of premium .....	6,075	
8. Total foreign exchange change in book/adjusted carrying value .....		
9. Deduct current year's other than temporary impairment recognized .....		
10. Book/adjusted carrying value at end of current period (Lines 1+2+3+4+5-6-7+8-9) .....	48,597,759	35,876,534
11. Deduct total nonadmitted amounts .....		
12. Statement value at end of current period (Line 10 minus Line 11)	48,597,759	35,876,534

Schedule A - Part 2 - Real Estate Acquired and Additions Made

**N O N E**

Schedule A - Part 3 - Real Estate Disposed

**N O N E**

Schedule B - Part 2 - Mortgage Loans Acquired and Additions Made

**N O N E**

Schedule B - Part 3 - Mortgage Loans Disposed, Transferred or Repaid

**N O N E**

Schedule BA - Part 2 - Other Long-Term Invested Assets Acquired and Additions Made

**N O N E**

Schedule BA - Part 3 - Other Long-Term Invested Assets Disposed, Transferred or Repaid

**N O N E**



SCHEDULE D - PART 3

Show All Long-Term Bonds and Stock Acquired During the Current Quarter

1	2	3	4	5	6	7	8	9	10
CUSIP Identification	Description	Foreign	Date Acquired	Name of Vendor	Number of Shares of Stock	Actual Cost	Par Value	Paid for Accrued Interest and Dividends	NAIC Designation, NAIC Designation Modifier and SVO Administrative Symbol
912828-Y9-5 .....	UNITED STATES TREAS .....		.....07/31/2024 .....	DIRECT .....		.....405,551 .....	.....425,000 .....		1.A .....
91282C-FH-9 .....	UNITED STATES TREAS .....		.....09/18/2024 .....	Burrows Capital Advisors thru Cetera .....		.....1,731,406 .....	.....1,750,000 .....	.....6,140 .....	1.A .....
0109999999. Subtotal - Bonds - U.S. Governments						2,136,957	2,175,000	6,140	XXX
2509999997. Total - Bonds - Part 3						2,136,957	2,175,000	6,140	XXX
2509999998. Total - Bonds - Part 5						XXX	XXX	XXX	XXX
2509999999. Total - Bonds						2,136,957	2,175,000	6,140	XXX
4509999997. Total - Preferred Stocks - Part 3							XXX		XXX
4509999998. Total - Preferred Stocks - Part 5						XXX	XXX	XXX	XXX
4509999999. Total - Preferred Stocks							XXX		XXX
5989999997. Total - Common Stocks - Part 3							XXX		XXX
5989999998. Total - Common Stocks - Part 5						XXX	XXX	XXX	XXX
5989999999. Total - Common Stocks							XXX		XXX
5999999999. Total - Preferred and Common Stocks							XXX		XXX
6009999999 - Totals						2,136,957	XXX	6,140	XXX

STATEMENT AS OF SEPTEMBER 30, 2024 OF THE American National General Insurance Company

SCHEDULE D - PART 4

Show All Long-Term Bonds and Stock Sold, Redeemed or Otherwise Disposed of During the Current Quarter

1	2	3	4	5	6	7	8	9	10	Change In Book/Adjusted Carrying Value					16	17	18	19	20	21	22
										11	12	13	14	15							
CUSIP Identification	Description	For- eign	Disposal Date	Name of Purchaser	Number of Shares of Stock	Consid- eration	Par Value	Actual Cost	Prior Year Book/ Adjusted Carrying Value	Unrealized Valuation Increase/ (Decrease)	Current Year's (Amor- tization)/ Accretion	Current Year's Other Than Temporary Impairment Recog- nized	Total Change in Book/ Adjusted Carrying Value (11 + 12 - 13)	Total Foreign Exchange Change in Book /Adjusted Carrying Value	Book/ Adjusted Carrying Value at Disposal Date	Foreign Exchange Gain (Loss) on Disposal	Realized Gain (Loss) on Disposal	Total Gain (Loss) on Disposal	Bond Interest/ Stock Dividends Received During Year	Stated Con- tractual Maturity Date	NAIC Desig- nation, NAIC Desig- nation Modifier and SVO Admini- strative Symbol
..31359U-T2-1	FNMA REMIC TR .....	.....	.09/01/2024 .	MBS PAYDOWN .....	.....	.....1,087	.....1,087	.....1,113	.....1,089	.....	.....(2)	.....	.....(2)	.....	.....1,087	.....	.....	.....	.....47	11/25/2028 .	1.A .....
0909999999	Subtotal - Bonds - U.S. Special Revenues					1,087	1,087	1,113	1,089		(2)		(2)		1,087				47	XXX	XXX
..009158-AV-8	AIR PRODS & CHEMS IN .....	.....	.07/31/2024 .	MATURITY .....	.....	1,000,000	1,000,000	1,004,350	1,000,178	.....	.....(178)	.....	.....(178)	.....	1,000,000	.....	.....	.....	33,500	.07/31/2024 .	1.F FE ....
..28932M-AA-3	ELM ROAD GENERATING .....	.....	.08/11/2024 .	SINKING FUND REDEMPTION .....	.....	30,698	30,698	30,698	30,698	.....	.....	.....	.....	.....	30,698	.....	.....	.....	1,599	.02/11/2030 .	1.F FE ....
..63743F-VU-7	NATIONAL RURAL UTILS .....	.....	.09/15/2024 .	MATURITY .....	.....	1,000,000	1,000,000	1,000,000	1,000,000	.....	.....	.....	.....	.....	1,000,000	.....	.....	.....	22,500	.09/15/2024 .	1.F FE ....
..68389X-AU-9	ORACLE CORP .....	.....	.07/08/2024 .	MATURITY .....	.....	1,000,000	1,000,000	997,730	999,862	.....	.....138	.....	.....138	.....	1,000,000	.....	.....	.....	34,000	.07/08/2024 .	2.B FE ....
..91159H-HK-9	U S BANCORP MTNS BK .....	.....	.09/11/2024 .	MATURITY .....	.....	1,000,000	1,000,000	1,007,390	1,000,588	.....	.....(588)	.....	.....(588)	.....	1,000,000	.....	.....	.....	36,000	.09/11/2024 .	1.6 FE ....
1109999999	Subtotal - Bonds - Industrial and Miscellaneous (Unaffiliated)					4,030,698	4,030,698	4,040,168	4,031,326		(628)		(628)		4,030,698				127,599	XXX	XXX
2509999997	Total - Bonds - Part 4					4,031,785	4,031,785	4,041,281	4,032,415		(630)		(630)		4,031,785				127,646	XXX	XXX
2509999998	Total - Bonds - Part 5					XXX	XXX	XXX	XXX	XXX	XXX	XXX	XXX	XXX	XXX	XXX	XXX	XXX	XXX	XXX	XXX
2509999999	Total - Bonds					4,031,785	4,031,785	4,041,281	4,032,415		(630)		(630)		4,031,785				127,646	XXX	XXX
4509999997	Total - Preferred Stocks - Part 4						XXX													XXX	XXX
4509999998	Total - Preferred Stocks - Part 5					XXX	XXX	XXX	XXX	XXX	XXX	XXX	XXX	XXX	XXX	XXX	XXX	XXX	XXX	XXX	XXX
4509999999	Total - Preferred Stocks						XXX													XXX	XXX
5989999997	Total - Common Stocks - Part 4						XXX													XXX	XXX
5989999998	Total - Common Stocks - Part 5					XXX	XXX	XXX	XXX	XXX	XXX	XXX	XXX	XXX	XXX	XXX	XXX	XXX	XXX	XXX	XXX
5989999999	Total - Common Stocks						XXX													XXX	XXX
5999999999	Total - Preferred and Common Stocks						XXX													XXX	XXX
6009999999	- Totals					4,031,785	XXX	4,041,281	4,032,415		(630)		(630)		4,031,785				127,646	XXX	XXX

Schedule DB - Part A - Section 1 - Options, Caps, Floors, Collars, Swaps and Forwards Open  
**N O N E**

Schedule DB - Part B - Section 1 - Futures Contracts Open  
**N O N E**

Schedule DB - Part B - Section 1B - Brokers with whom cash deposits have been made  
**N O N E**

Schedule DB - Part D - Section 1 - Counterparty Exposure for Derivative Instruments Open  
**N O N E**

Schedule DB - Part D-Section 2 - Collateral for Derivative Instruments Open - Pledged By  
**N O N E**

Schedule DB - Part D-Section 2 - Collateral for Derivative Instruments Open - Pledged To  
**N O N E**

Schedule DB - Part E - Derivatives Hedging Variable Annuity Guarantees  
**N O N E**

Schedule DL - Part 1 - Reinvested Collateral Assets Owned  
**N O N E**

Schedule DL - Part 2 - Reinvested Collateral Assets Owned  
**N O N E**

SCHEDULE E - PART 1 - CASH

Month End Depository Balances

1  Depository	2  Code	3  Rate of Interest	4  Amount of Interest Received During Current Quarter	5  Amount of Interest Accrued at Current Statement Date	Book Balance at End of Each Month During Current Quarter			9  *
					6	7	8	
					First Month	Second Month	Third Month	
Key Bank ..... Cleveland, OH .....					(1,896,694)	(1,592,597)	(2,130,880)	XXX
0199998. Deposits in ... 1 depositories that do not exceed the allowable limit in any one depository (See instructions) - Open Depositories	XXX	XXX			190,083	205,985	111,783	XXX
0199999. Totals - Open Depositories	XXX	XXX			(1,706,611)	(1,386,612)	(2,019,097)	XXX
0299998. Deposits in ... depositories that do not exceed the allowable limit in any one depository (See instructions) - Suspended Depositories	XXX	XXX						XXX
0299999. Totals - Suspended Depositories	XXX	XXX						XXX
0399999. Total Cash on Deposit	XXX	XXX			(1,706,611)	(1,386,612)	(2,019,097)	XXX
0499999. Cash in Company's Office	XXX	XXX	XXX	XXX				XXX
0599999. Total - Cash	XXX	XXX			(1,706,611)	(1,386,612)	(2,019,097)	XXX

STATEMENT AS OF SEPTEMBER 30, 2024 OF THE American National General Insurance Company

SCHEDULE E - PART 2 - CASH EQUIVALENTS

Show Investments Owned End of Current Quarter								
1	2	3	4	5	6	7	8	9
CUSIP	Description	Code	Date Acquired	Rate of Interest	Maturity Date	Book/Adjusted Carrying Value	Amount of Interest Due and Accrued	Amount Received During Year
0109999999. Total - U.S. Government Bonds								
0309999999. Total - All Other Government Bonds								
0509999999. Total - U.S. States, Territories and Possessions Bonds								
0709999999. Total - U.S. Political Subdivisions Bonds								
0909999999. Total - U.S. Special Revenues Bonds								
.....	UNITED STATES TREAS .....	.....	08/22/2024 .....	5.191 .....	10/03/2024 .....	11,996,560 .....		67,080 .....
.....	UNITED STATES TREAS .....	.....	09/19/2024 .....	4.695 .....	10/31/2024 .....	4,482,487 .....		6,421 .....
.....	UNITED STATES TREAS .....	.....	09/06/2024 .....	0.000 .....	10/24/2024 .....	8,472,793 .....		26,024 .....
.....	UNITED STATES TREAS .....	.....	08/29/2024 .....	4.597 .....	11/14/2024 .....	1,317,627 .....		5,530 .....
.....	UNITED STATES TREAS .....	.....	09/26/2024 .....	4.582 .....	11/21/2024 .....	6,954,879 .....		3,539 .....
.....	UNITED STATES TREAS .....	.....	08/20/2024 .....	5.176 .....	10/15/2024 .....	5,988,018 .....		35,089 .....
.....	UNITED STATES TREAS .....	.....	09/12/2024 .....	4.981 .....	11/05/2024 .....	2,487,981 .....		6,181 .....
.....	UNITED STATES TREAS .....	.....	09/17/2024 .....	0.000 .....	11/12/2024 .....	4,971,913 .....		8,694 .....
1019999999. Subtotal - Bonds - Industrial and Miscellaneous (Unaffiliated) - Issuer Obligations						46,672,258		158,558
1109999999. Total - Industrial and Miscellaneous (Unaffiliated) Bonds						46,672,258		158,558
1309999999. Total - Hybrid Securities								
1509999999. Total - Parent, Subsidiaries and Affiliates Bonds								
1909999999. Subtotal - Unaffiliated Bank Loans								
2419999999. Total - Issuer Obligations						46,672,258		158,558
2429999999. Total - Residential Mortgage-Backed Securities								
2439999999. Total - Commercial Mortgage-Backed Securities								
2449999999. Total - Other Loan-Backed and Structured Securities								
2459999999. Total - SVO Identified Funds								
2469999999. Total - Affiliated Bank Loans								
2479999999. Total - Unaffiliated Bank Loans								
2509999999. Total Bonds						46,672,258		158,558
825252-40-6 .....	STIT Treasury Portfolio .....	.....	09/04/2024 .....	0.000 .....	.....	8,819 .....	36 .....	77 .....
X9USD1-NV-E .....	INVESCO TREASURY BNY MONEY MARKET .....	.....	09/30/2024 .....	0.000 .....	.....	1,916,681 .....		
8209999999. Subtotal - Exempt Money Market Mutual Funds - as Identified by the SVO						1,925,500	36	77
8609999999 - Total Cash Equivalents						48,597,758	36	158,635