

QUARTERLY STATEMENT

OF THE

American National County Mutual Insurance Company

TO THE

Insurance Department

OF THE

STATE OF

Texas

**FOR THE QUARTER ENDED
MARCH 31, 2025**

PROPERTY AND CASUALTY

2025



PROPERTY AND CASUALTY COMPANIES - ASSOCIATION EDITION

QUARTERLY STATEMENT
AS OF MARCH 31, 2025
OF THE CONDITION AND AFFAIRS OF THE
American National County Mutual Insurance Company

NAIC Group Code 0408 0408 NAIC Company Code 29319 Employer's ID Number 43-0617723
(Current) (Prior)

Organized under the Laws of Texas, State of Domicile or Port of Entry TX

Country of Domicile United States of America

Incorporated/Organized 04/24/1946 Commenced Business 05/01/1946

Statutory Home Office One Moody Plaza, Galveston, TX, US 77550-7948
(Street and Number) (City or Town, State, Country and Zip Code)

Main Administrative Office One Moody Plaza
(Street and Number)
Galveston, TX, US 77550-7948 409-766-6619
(City or Town, State, Country and Zip Code) (Area Code) (Telephone Number)

Mail Address One Moody Plaza, Galveston, TX, US 77550-7948
(Street and Number or P.O. Box) (City or Town, State, Country and Zip Code)

Primary Location of Books and Records One Moody Plaza
(Street and Number)
Galveston, TX, US 77550-7948 409-766-6619
(City or Town, State, Country and Zip Code) (Area Code) (Telephone Number)

Internet Website Address www.americannational.com

Statutory Statement Contact Jennifer Jo Duncan, 518-431-5201
(Name) (Area Code) (Telephone Number)
Bpcfinancialstatementcontact@sharedservices-bpc.com 518-431-5978
(E-mail Address) (FAX Number)

OFFICERS

Chairman of the Board, President and Chief Executive Officer	<u>Timothy Allen Walsh</u>	Senior Vice President, Chief Finance Officer and Treasurer	<u>Brody Jason Merrill</u>
Vice President, Associate General Counsel and Corporate Secretary	<u>Sean Anthony Monticello</u>		

OTHER

<u>Bereket "Josh" Feyissa, Executive Vice President</u>	<u>Emily Ann Berrier, Senior Vice President</u>	<u>Rebecca Anne Hudzik-Presson, Senior Vice President</u>
<u>Garrett Kyle Williams, Senior Vice President</u>		

DIRECTORS OR TRUSTEES

<u>Scott Christopher Campbell #</u>	<u>Brody Jason Merrill</u>	<u>Cecilia Guerrero Pardo</u>
<u>Timothy Allen Walsh</u>	<u>Garrett Kyle Williams #</u>	

State of Texas SS:
County of Galveston

The officers of this reporting entity being duly sworn, each depose and say that they are the described officers of said reporting entity, and that on the reporting period stated above, all of the herein described assets were the absolute property of the said reporting entity, free and clear from any liens or claims thereon, except as herein stated, and that this statement, together with related exhibits, schedules and explanations therein contained, annexed or referred to, is a full and true statement of all the assets and liabilities and of the condition and affairs of the said reporting entity as of the reporting period stated above, and of its income and deductions therefrom for the period ended, and have been completed in accordance with the NAIC Annual Statement Instructions and Accounting Practices and Procedures manual except to the extent that: (1) state law may differ; or, (2) that state rules or regulations require differences in reporting not related to accounting practices and procedures, according to the best of their information, knowledge and belief, respectively. Furthermore, the scope of this attestation by the described officers also includes the related corresponding electronic filing with the NAIC, when required, that is an exact copy (except for formatting differences due to electronic filing) of the enclosed statement. The electronic filing may be requested by various regulators in lieu of or in addition to the enclosed statement.

<u>Timothy A. Walsh</u> Timothy Allen Walsh Chairman of the Board, President and Chief Executive Officer	<u>Sean Anthony Monticello</u> Sean Anthony Monticello Vice President, Associate General Counsel and Corporate Secretary	<u>Brody Jason Merrill</u> Brody Jason Merrill Senior Vice President, Chief Finance Officer and Treasurer
---	---	--

Subscribed and sworn to before me this 6th day of May 2025
Donna Mayeaux

- a. Is this an original filing? Yes [X] No []
b. If no,
1. State the amendment number.....
2. Date filed
3. Number of pages attached.....



ASSETS

	Current Statement Date			4 December 31 Prior Year Net Admitted Assets
	1 Assets	2 Nonadmitted Assets	3 Net Admitted Assets (Cols. 1 - 2)	
1. Bonds	2, 164, 785		2, 164, 785	3, 124, 956
2. Stocks:				
2.1 Preferred stocks				
2.2 Common stocks				
3. Mortgage loans on real estate:				
3.1 First liens				
3.2 Other than first liens.....				
4. Real estate:				
4.1 Properties occupied by the company (less \$ encumbrances)				
4.2 Properties held for the production of income (less \$ encumbrances)				
4.3 Properties held for sale (less \$ encumbrances)				
5. Cash (\$ 1,745,228), cash equivalents (\$ 3, 166, 327) and short-term investments (\$)	4, 911, 555		4, 911, 555	5, 745, 933
6. Contract loans (including \$ premium notes)				
7. Derivatives				
8. Other invested assets				
9. Receivables for securities				
10. Securities lending reinvested collateral assets				
11. Aggregate write-ins for invested assets				
12. Subtotals, cash and invested assets (Lines 1 to 11)	7, 076, 340		7, 076, 340	8, 870, 889
13. Title plants less \$ charged off (for Title insurers only)				
14. Investment income due and accrued	21, 985		21, 985	58, 230
15. Premiums and considerations:				
15.1 Uncollected premiums and agents' balances in the course of collection	2, 492, 238	1, 252	2, 490, 986	1, 929, 475
15.2 Deferred premiums, agents' balances and installments booked but deferred and not yet due (including \$ earned but unbilled premiums)	4, 866, 949		4, 866, 949	5, 690, 621
15.3 Accrued retrospective premiums (\$) and contracts subject to redetermination (\$)				
16. Reinsurance:				
16.1 Amounts recoverable from reinsurers	2, 445, 495		2, 445, 495	2, 189, 223
16.2 Funds held by or deposited with reinsured companies				
16.3 Other amounts receivable under reinsurance contracts				
17. Amounts receivable relating to uninsured plans				
18.1 Current federal and foreign income tax recoverable and interest thereon				
18.2 Net deferred tax asset				
19. Guaranty funds receivable or on deposit	37, 164		37, 164	37, 164
20. Electronic data processing equipment and software				
21. Furniture and equipment, including health care delivery assets (\$)				
22. Net adjustment in assets and liabilities due to foreign exchange rates				
23. Receivables from parent, subsidiaries and affiliates	184, 331		184, 331	93, 960
24. Health care (\$) and other amounts receivable				
25. Aggregate write-ins for other than invested assets	222, 819		222, 819	68, 129
26. Total assets excluding Separate Accounts, Segregated Accounts and Protected Cell Accounts (Lines 12 to 25)	17, 347, 321	1, 252	17, 346, 069	18, 937, 691
27. From Separate Accounts, Segregated Accounts and Protected Cell Accounts				
28. Total (Lines 26 and 27)	17, 347, 321	1, 252	17, 346, 069	18, 937, 691
DETAILS OF WRITE-INS				
1101.				
1102.				
1103.				
1198. Summary of remaining write-ins for Line 11 from overflow page				
1199. Totals (Lines 1101 through 1103 plus 1198)(Line 11 above)				
2501. Prepaid state premium taxes	222, 265		222, 265	55, 082
2502. Other receivables	554		554	13, 047
2503.				
2598. Summary of remaining write-ins for Line 25 from overflow page				
2599. Totals (Lines 2501 through 2503 plus 2598)(Line 25 above)	222, 819		222, 819	68, 129

LIABILITIES, SURPLUS AND OTHER FUNDS

	1 Current Statement Date	2 December 31, Prior Year
1. Losses (current accident year \$)		
2. Reinsurance payable on paid losses and loss adjustment expenses		
3. Loss adjustment expenses		
4. Commissions payable, contingent commissions and other similar charges		
5. Other expenses (excluding taxes, licenses and fees)		
6. Taxes, licenses and fees (excluding federal and foreign income taxes)		
7.1 Current federal and foreign income taxes (including \$ on realized capital gains (losses))		
7.2 Net deferred tax liability		
8. Borrowed money \$ and interest thereon \$		
9. Unearned premiums (after deducting unearned premiums for ceded reinsurance of \$7,798,089 and including warranty reserves of \$ and accrued accident and health experience rating refunds including \$ for medical loss ratio rebate per the Public Health Service Act)		
10. Advance premium	54,546	89,381
11. Dividends declared and unpaid:		
11.1 Stockholders		
11.2 Policyholders		
12. Ceded reinsurance premiums payable (net of ceding commissions)	10,075,374	11,472,322
13. Funds held by company under reinsurance treaties		
14. Amounts withheld or retained by company for account of others	24,669	54,915
15. Remittances and items not allocated	373	
16. Provision for reinsurance (including \$ certified)		
17. Net adjustments in assets and liabilities due to foreign exchange rates		
18. Drafts outstanding		
19. Payable to parent, subsidiaries and affiliates	311,064	438,312
20. Derivatives		
21. Payable for securities		
22. Payable for securities lending		
23. Liability for amounts held under uninsured plans		
24. Capital notes \$ and interest thereon \$		
25. Aggregate write-ins for liabilities	130,044	132,761
26. Total liabilities excluding protected cell liabilities (Lines 1 through 25)	10,596,070	12,187,691
27. Protected cell liabilities		
28. Total liabilities (Lines 26 and 27)	10,596,070	12,187,691
29. Aggregate write-ins for special surplus funds		
30. Common capital stock		
31. Preferred capital stock		
32. Aggregate write-ins for other than special surplus funds		
33. Surplus notes		
34. Gross paid in and contributed surplus		
35. Unassigned funds (surplus)	6,749,999	6,750,000
36. Less treasury stock, at cost:		
36.1 shares common (value included in Line 30 \$)		
36.2 shares preferred (value included in Line 31 \$)		
37. Surplus as regards policyholders (Lines 29 to 35, less 36)	6,749,999	6,750,000
38. Totals (Page 2, Line 28, Col. 3)	17,346,069	18,937,691
DETAILS OF WRITE-INS		
2501. Uncashed check reserve	130,044	132,761
2502.		
2503.		
2598. Summary of remaining write-ins for Line 25 from overflow page		
2599. Totals (Lines 2501 through 2503 plus 2598)(Line 25 above)	130,044	132,761
2901.		
2902.		
2903.		
2998. Summary of remaining write-ins for Line 29 from overflow page		
2999. Totals (Lines 2901 through 2903 plus 2998)(Line 29 above)		
3201.		
3202.		
3203.		
3298. Summary of remaining write-ins for Line 32 from overflow page		
3299. Totals (Lines 3201 through 3203 plus 3298)(Line 32 above)		

STATEMENT OF INCOME

	1 Current Year to Date	2 Prior Year to Date	3 Prior Year Ended December 31
UNDERWRITING INCOME			
1. Premiums earned:			
1.1 Direct (written \$ 6,394,718)	8,179,218	8,923,327	35,854,479
1.2 Assumed (written \$)			
1.3 Ceded (written \$ 6,394,598)	8,179,098	8,923,087	35,853,879
1.4 Net (written \$ 120)	120	240	600
DEDUCTIONS:			
2. Losses incurred (current accident year \$):			
2.1 Direct	3,747,717	4,136,487	17,438,301
2.2 Assumed			
2.3 Ceded	3,747,717	4,136,487	17,438,301
2.4 Net			
3. Loss adjustment expenses incurred			
4. Other underwriting expenses incurred	53,217	71,213	290,210
5. Aggregate write-ins for underwriting deductions			
6. Total underwriting deductions (Lines 2 through 5)	53,217	71,213	290,210
7. Net income of protected cells			
8. Net underwriting gain (loss) (Line 1 minus Line 6 + Line 7)	(53,097)	(70,973)	(289,610)
INVESTMENT INCOME			
9. Net investment income earned	54,168	70,973	289,789
10. Net realized capital gains (losses) less capital gains tax of \$			
11. Net investment gain (loss) (Lines 9 + 10)	54,168	70,973	289,789
OTHER INCOME			
12. Net gain or (loss) from agents' or premium balances charged off (amount recovered \$ amount charged off \$)			
13. Finance and service charges not included in premiums			
14. Aggregate write-ins for miscellaneous income			
15. Total other income (Lines 12 through 14)			
16. Net income before dividends to policyholders, after capital gains tax and before all other federal and foreign income taxes (Lines 8 + 11 + 15)	1,071		179
17. Dividends to policyholders			
18. Net income, after dividends to policyholders, after capital gains tax and before all other federal and foreign income taxes (Line 16 minus Line 17)	1,071		179
19. Federal and foreign income taxes incurred			
20. Net income (Line 18 minus Line 19)(to Line 22)	1,071		179
CAPITAL AND SURPLUS ACCOUNT			
21. Surplus as regards policyholders, December 31 prior year	6,750,000	6,749,999	6,749,999
22. Net income (from Line 20)	1,071		179
23. Net transfers (to) from Protected Cell accounts			
24. Change in net unrealized capital gains (losses) less capital gains tax of \$			1
25. Change in net unrealized foreign exchange capital gain (loss)			
26. Change in net deferred income tax			
27. Change in nonadmitted assets	(1,072)		(179)
28. Change in provision for reinsurance			
29. Change in surplus notes			
30. Surplus (contributed to) withdrawn from protected cells			
31. Cumulative effect of changes in accounting principles			
32. Capital changes:			
32.1 Paid in			
32.2 Transferred from surplus (Stock Dividend)			
32.3 Transferred to surplus			
33. Surplus adjustments:			
33.1 Paid in			
33.2 Transferred to capital (Stock Dividend)			
33.3 Transferred from capital			
34. Net remittances from or (to) Home Office			
35. Dividends to stockholders			
36. Change in treasury stock			
37. Aggregate write-ins for gains and losses in surplus			
38. Change in surplus as regards policyholders (Lines 22 through 37).....	(1)		1
39. Surplus as regards policyholders, as of statement date (Lines 21 plus 38)	6,749,999	6,749,999	6,750,000
DETAILS OF WRITE-INS			
0501.			
0502.			
0503.			
0598. Summary of remaining write-ins for Line 5 from overflow page			
0599. Totals (Lines 0501 through 0503 plus 0598)(Line 5 above)			
1401.			
1402.			
1403.			
1498. Summary of remaining write-ins for Line 14 from overflow page			
1499. Totals (Lines 1401 through 1403 plus 1498)(Line 14 above)			
3701.			
3702.			
3703.			
3798. Summary of remaining write-ins for Line 37 from overflow page			
3799. Totals (Lines 3701 through 3703 plus 3798)(Line 37 above)			

CASH FLOW

	1 Current Year To Date	2 Prior Year To Date	3 Prior Year Ended December 31
Cash from Operations			
1. Premiums collected net of reinsurance	(1,170,575)	(135,146)	(1,077,340)
2. Net investment income	100,583	119,619	360,995
3. Miscellaneous income			
4. Total (Lines 1 to 3)	(1,069,992)	(15,527)	(716,345)
5. Benefit and loss related payments	256,272	192,219	(308,236)
6. Net transfers to Separate Accounts, Segregated Accounts and Protected Cell Accounts			
7. Commissions, expenses paid and aggregate write-ins for deductions	53,217	71,213	282,883
8. Dividends paid to policyholders			
9. Federal and foreign income taxes paid (recovered) net of \$ tax on capital gains (losses)			
10. Total (Lines 5 through 9)	309,489	263,432	(25,353)
11. Net cash from operations (Line 4 minus Line 10)	(1,379,481)	(278,959)	(690,992)
Cash from Investments			
12. Proceeds from investments sold, matured or repaid:			
12.1 Bonds	950,000	1,199,999	1,400,000
12.2 Stocks			
12.3 Mortgage loans			
12.4 Real estate			
12.5 Other invested assets			
12.6 Net gains or (losses) on cash, cash equivalents and short-term investments			
12.7 Miscellaneous proceeds			
12.8 Total investment proceeds (Lines 12.1 to 12.7)	950,000	1,199,999	1,400,000
13. Cost of investments acquired (long-term only):			
13.1 Bonds			
13.2 Stocks			
13.3 Mortgage loans			
13.4 Real estate			
13.5 Other invested assets			
13.6 Miscellaneous applications			
13.7 Total investments acquired (Lines 13.1 to 13.6)			
14. Net increase/(decrease) in contract loans and premium notes			
15. Net cash from investments (Line 12.8 minus Line 13.7 and Line 14)	950,000	1,199,999	1,400,000
Cash from Financing and Miscellaneous Sources			
16. Cash provided (applied):			
16.1 Surplus notes, capital notes			
16.2 Capital and paid in surplus, less treasury stock			
16.3 Borrowed funds			
16.4 Net deposits on deposit-type contracts and other insurance liabilities			
16.5 Dividends to stockholders			
16.6 Other cash provided (applied)	(404,897)	(502,817)	(26,636)
17. Net cash from financing and miscellaneous sources (Line 16.1 through Line 16.4 minus Line 16.5 plus Line 16.6)	(404,897)	(502,817)	(26,636)
RECONCILIATION OF CASH, CASH EQUIVALENTS AND SHORT-TERM INVESTMENTS			
18. Net change in cash, cash equivalents and short-term investments (Line 11, plus Lines 15 and 17) .	(834,378)	418,223	682,372
19. Cash, cash equivalents and short-term investments:			
19.1 Beginning of year	5,745,933	5,063,561	5,063,561
19.2 End of period (Line 18 plus Line 19.1)	4,911,555	5,481,784	5,745,933

Note: Supplemental disclosures of cash flow information for non-cash transactions:

--	--	--	--

STATEMENT AS OF MARCH 31, 2025 OF THE American National County Mutual Insurance Company

NOTES TO FINANCIAL STATEMENTS

NOTE 1 Summary of Significant Accounting Policies and Going Concern

A. Accounting Practices

The accompanying financial statements of American National County Mutual Insurance Company ("the Company") are presented in conformity with Statutory Accounting Principles ("SAP") and on the basis of accounting practices prescribed or permitted by the Texas Department of Insurance ("TDI")

The TDI recognizes only statutory accounting practices prescribed or permitted by the state of Texas for determining and reporting the financial condition and results of operations of an insurance company, for determining its solvency under the Texas Insurance Law. The National Association of Insurance Commissioners' ("NAIC") *Accounting Practices and Procedures Manual* has been adopted as a component of prescribed or permitted practices by the state of Texas ("Texas SAP"). The state has implemented and adopted certain exceptions to the prescribed or permitted accounting practices found in NAIC SAP *Statement of Statutory Accounting Principles* ("SSAP") and the Commissioner of Insurance has the right to permit other specific practices that deviate from prescribed practices ("permitted practice"). While differences exist between NAIC SAP and Texas SAP, those differences do not apply to the Company. As of the date of this report, the Company has not implemented any such exceptions, has not requested permission for a permitted practice, nor been directed by the state of Texas to implement any accounting practice unique to the Company.

A reconciliation of the Company's net income and capital and surplus between NAIC SAP and practices prescribed or permitted by the state of Texas is shown below:

	F/S		F/S				
	SSAP #	Page	Line #		2025		2024
NET INCOME							
(1) State basis (Page 4, Line 20, Columns 1 & 3)	XXX	XXX	XXX	\$	1,071	\$	179
(2) State Prescribed Practices that are an increase/(decrease) from NAIC SAP:							
(3) State Permitted Practices that are an increase/(decrease) from NAIC SAP:							
(4) NAIC SAP (1-2-3=4)					\$	1,071	\$ 179
SURPLUS							
(5) State basis (Page 3, Line 37, Columns 1 & 2)	XXX	XXX	XXX	\$	6,749,999	\$	6,750,000
(6) State Prescribed Practices that are an increase/(decrease) from NAIC SAP:							
(7) State Permitted Practices that are an increase/(decrease) from NAIC SAP:							
(8) NAIC SAP (5-6-7=8)					\$	6,749,999	\$ 6,750,000

B. Use of Estimates in the Preparation of the Financial Statements

No significant change.

C. Accounting Policy

- (1) No significant change
- (2) The Company has no investment in mandatory convertible securities or SVO identified investments. Bonds not backed by other loans are generally stated at amortized cost using the scientific interest method, except for bonds with an NAIC designation of 3-6, which are recorded at the lower of cost or estimated fair value.
- (3) No significant change.
- (4) No significant change.
- (5) No significant change.
- (6) Loan-backed and structured securities are stated at either amortized cost or, when the NAIC rating is 3-6, at the lower of amortized cost or fair market value. Amortized cost is determined using the retrospective method and includes anticipated prepayments.
- (7) No significant change.
- (8) No significant change.
- (9) No significant change.
- (10) No significant change.
- (11) No significant change.
- (12) No significant change.
- (13) No significant change.

D. Going Concern

Based upon its evaluation of relevant conditions and events, management did not have substantial doubt about the Company's ability to continue as a going concern.

NOTE 2 Accounting Changes and Corrections of Errors

Effective January 1, 2025, the Company adopted the NAIC's principle-based bond definition as required by SSAP No. 26R, Bonds and SSAP No. 43R, Asset-Backed Securities (formerly Loan-Backed and Structured Securities). The updated definition clarifies the characteristics of a bond for statutory accounting purposes and establishes principles-based criteria to determine whether a security qualifies as a bond.

Under the new definition, a bond is generally defined as a security that represents a creditor relationship, where the investor is entitled to receive a fixed schedule of one or more payments. A bond must have pre-determined principal and interest payments (whether fixed interest or variable interest) with contractual amounts that do not vary based on appreciation or depreciation of underlying collateral or other non-debt variables. Investments that possess equity-like characteristics were further analyzed based on various characteristics to rebut the presumption that they did not meet the creditor relationship. The principle-based approach emphasizes the assessment of the substance of the investment's structure and the underlying cash flow characteristics, rather than legal form alone.

A key aspect of the new guidance is the requirement to classify bonds as either issuer credit obligations ("ICO"), which are now reported on Schedule D, Part 1, Section 1, or asset-backed securities ("ABS"), which are now reported on Schedule D, Part 1, Section 2. ICOs are obligations backed by the general creditworthiness of an operating entity, while ABS are bonds created for the primary purpose of raising debt capital where repayment is supported primarily by the cash flows from an underlying discrete pool of financial assets or cash generating non-financial assets. For ABS, the bonds were further evaluated to ensure they had substantive credit enhancement and, if the underlying collateral was cash-generating non-financial assets, that they met the meaningful cash flow criteria.

As a result of implementing the new bond definition, the Company conducted a comprehensive review of its investment portfolio. This review included an assessment of securities previously classified as bonds to determine whether they qualify under the revised definition and whether they are classified as an ICO or ABS. The review resulted in

STATEMENT AS OF MARCH 31, 2025 OF THE American National County Mutual Insurance Company

NOTES TO FINANCIAL STATEMENTS

the reclassification of certain securities that no longer meet the definition of a bond effective January 1, 2025 and reported as non-bonds on Schedule BA. The Company also had certain hybrid investments that were reclassified to Schedule BA, Capital Notes.

The review did not result in requiring to reclassify any securities that no longer meet the definition of a bond and did not have any financial impact as of January 1, 2025.

Additionally, effective January 1, 2025, the Company adopted the revisions in Ref# 2023-17, which provide clarification for the classification of cash equivalents and short-term investments. The guidance in SSAP 2, Cash, Cash Equivalents, Drafts and Short-Term Investments notes the following investments can no longer be reported as a cash equivalent or short-term investment regardless of maturity date: asset-backed securities, all other invested assets (Schedule BA) including collateral loans and mortgage loans. The Company did not have any short-term investments that were required to be reclassified to long-term as a result of this adoption.

These updates did not result in a change in total invested assets but may impact the accounting treatment and related disclosures of affected securities going forward. The Company has updated its internal investment policies and procedures to reflect the principle-based criteria and continues to monitor guidance issued by the NAIC to ensure ongoing compliance.

The Company had no material corrections of errors during the reporting periods.

NOTE 3 Business Combinations and Goodwill

No significant change.

NOTE 4 Discontinued Operations

No significant change.

NOTE 5 Investments

A. Mortgage Loans, including Mezzanine Real Estate Loans

No significant change.

B. Debt Restructuring

No significant change.

C. Reverse Mortgages

No significant change.

D. Loan-Backed Securities

(1) Prepayment assumptions for mortgage-backed/asset-backed securities were obtained from independent third party pricing services or internal estimates.

(2) At March 31, 2025, the Company did not have any securities within the scope of SSAP No 43R with a recognized other-than temporary impairment due to the intent to sell or an inability or lack of intent to retain the security for period of time sufficient to recover the amortized cost basis.

(3) At March 31, 2025, the Company did not hold any loan-backed and structured securities with a recognized credit-related OTTI.

(4) There are no impaired securities for which an other-than-temporary impairment has not been recognized in earning as realized loss.

(5) All loan-backed and structured securities in an unrealized loss position were reviewed to determine whether an other-than-temporary impairment should be recognized. As of March 31, 2025, the Company believes it has the intent and ability to hold securities long enough to allow the cost basis of these securities to be recovered. Although the investment securities above did not meet management's criteria for other-than-temporary impairment at this time, it is possible that future events or information could cause them to conclude that declines in value are other-than-temporary.

E. Dollar Repurchase Agreements and/or Securities Lending Transactions

Not applicable - The Company has no repurchase agreements or securities lending transactions.

F. Repurchase Agreements Transactions Accounted for as Secured Borrowing

Not applicable - The Company has no repurchase agreements transactions.

G. Reverse Repurchase Agreements Transactions Accounted for as Secured Borrowing

Not applicable - The Company has no reverse repurchase agreements transactions.

H. Repurchase Agreements Transactions Accounted for as a Sale

Not applicable - The Company has no repurchase agreements transactions.

I. Reverse Repurchase Agreements Transactions Accounted for as a Sale

Not applicable - The Company has no reverse repurchase agreements transactions.

J. Real Estate

No significant change.

K. Low Income Housing tax Credits (LIHTC)

No significant change.

L. Restricted Assets

No significant change.

M. Working Capital Finance Investments

Not applicable - The Company has no working capital finance investments.

N. Offsetting and Netting of Assets and Liabilities

Not applicable - The Company has no offsetting and netting of assets and liabilities.

O. 5GI Securities

No significant change.

P. Short Sales

No significant change.

Q. Prepayment Penalty and Acceleration Fees

No significant change.

STATEMENT AS OF MARCH 31, 2025 OF THE American National County Mutual Insurance Company

NOTES TO FINANCIAL STATEMENTS

R. Reporting Entity's Share of Cash Pool by Asset Type

Not applicable - The Company did not participate in any cash pools.

S. Aggregate Collateral Loans by Qualifying Investment Collateral

No significant change.

NOTE 6 Joint Ventures, Partnerships and Limited Liability Companies

No significant change.

NOTE 7 Investment Income

No significant change.

NOTE 8 Derivative Instruments

Not applicable - The Company has no investments in derivative instruments.

NOTE 9 Income Taxes

No significant change.

NOTE 10 Information Concerning Parent, Subsidiaries, Affiliates and Other Related Parties

No significant change.

NOTE 11 Debt

A. No significant change.

B. FHLB (Federal Home Loan Bank) Agreements

Not applicable - The Company has no Federal Home Loan Bank agreements.

NOTE 12 Retirement Plans, Deferred Compensation, Postemployment Benefits and Compensated Absences and Other Postretirement Benefit Plan

A. Defined Benefit Plan

Not applicable - The Company has no defined benefit plans.

B. Investment Strategies for Plan Assets

No significant change.

C. The fair value of each class of plan assets

No significant change.

D. Basis of Long Term Rate of Return on Plan Assets

No significant change.

E. Defined Contribution Plan

No significant change.

F. Multiemployer Plans

No significant change.

G. Consolidated/Holding Company Plans

No significant change.

H. Postemployment Benefits and Compensated Absences

No significant change.

I. Impact of Medicare Modernization Act on Postretirement Benefits (INT 04-17)

No significant change.

NOTE 13 Capital and Surplus, Dividend Restrictions and Quasi-Reorganizations

No significant change.

NOTE 14 Liabilities, Contingencies and Assessments

No significant change.

NOTE 15 Leases

No significant change.

NOTE 16 Information About Financial Instruments With Off-Balance Sheet Risk and Financial Instruments With Concentrations of Credit Risk

No significant change.

NOTE 17 Sale, Transfer and Servicing of Financial Assets and Extinguishments of Liabilities

Not applicable – The Company had no sales, transfers, or servicing of financial assets and extinguishment of liabilities during the reporting periods.

NOTE 18 Gain or Loss to the Reporting Entity from Uninsured Plans and the Uninsured Portion of Partially Insured Plans

No significant change.

STATEMENT AS OF MARCH 31, 2025 OF THE American National County Mutual Insurance Company

NOTES TO FINANCIAL STATEMENTS

NOTE 19 Direct Premium Written/Produced by Managing General Agents/Third Party Administrators

No significant change.

NOTE 20 Fair Value Measurements

A. Fair Value Measurements at Reporting Date

(1) Assets and Liabilities fair value levels of the Fair Value hierarchy

Not applicable - The Company reported no assets or liabilities at fair value or NAV as a practical expedient during the reporting period.

(2) Fair Value Measurements in (Level 3) of the Fair Value hierarchy

There were no Level 3 securities for the period ending March 31, 2025.

(3) Transfer between levels, if any, are recognized at the beginning of the reporting period.

(4) The market values of equity and debt securities are obtained from various pricing services. There has been no change in the valuation techniques and related inputs.

(5) The Company does not own any derivative securities.

B. The Company's financial assets and liabilities carried at fair value have been classified, for disclosure purposes, based on a hierarchy defined by SSAP No. 100, *Fair Value Measurements*. Fair value is defined as the price that would be received to sell an asset or paid to transfer a liability in an orderly transaction between market participants at the measurement date. This guidance establishes a framework for measuring fair value that includes a hierarchy used to classify the inputs used in measuring fair value. The hierarchy prioritizes the inputs to valuation techniques used to measure fair value into three levels. The level in the fair value hierarchy within which the fair value measurement falls is determined based on the lowest level input that is significant to the fair value measurement.

Level 1: Fair value is based on unadjusted quoted prices for identical assets or liabilities in an active market. Active markets are defined as a market in which many transactions occur with sufficient frequency and volume to provide pricing information on an ongoing basis.

Level 2: Observable inputs other than level 1 prices, such as quoted prices in active markets for similar assets or liabilities; quoted prices in markets that are not active for identical or similar assets or liabilities, or other model driven inputs that are observable or can be corroborated by observable market data for substantially the full term of the assets or liabilities. Valuations are generally obtained from third-party pricing services for identical or comparable assets or liabilities or through the use of valuation methodologies using observable market inputs.

Level 3: Instruments whose values are based on prices or valuation techniques that require inputs that are both unobservable and significant to the overall fair value measurement. These inputs reflect management's own assumptions in pricing the asset or liability. Pricing may also be based upon broker quotes that do not represent an offer to transact. Prices are determined using valuation methodologies such as option pricing models, discounted cash flow models and other similar techniques. Non-binding broker quotes, which are utilized when pricing service information is not available, are reviewed for reasonableness based on the Company's understanding of the market and are generally considered Level 3. To the extent the internally developed valuations use significant unobservable inputs, they are classified as Level 3.

The availability of observable inputs varies by instrument. In situations where fair value is based on internally developed pricing models or inputs that are unobservable in the market, the determination of fair value requires more judgment. The degree of judgment exercised by the Company in determining fair value is typically greatest for instruments categorized in Level 3. In many instances, valuation inputs used to measure fair value fall into different levels of the fair value hierarchy. The category level in the fair value hierarchy is determined based on the lowest level input that is significant to the fair value measurement in its entirety. The Company uses prices and inputs that are current as of the measurement date, including during periods of market disruption. In periods of market disruption, the ability to observe prices and inputs may be reduced for many instruments.

The Company is responsible for the determination of fair value and the supporting assumptions and methodologies. The Company gains assurance that assets and liabilities are appropriately valued through the execution of various processes and controls designed to ensure the overall reasonableness and consistent application of valuation methodologies, including inputs and assumptions, and compliance with accounting standards. For fair values received from third parties or internally estimated, the Company's processes and controls are designed to ensure that the valuation methodologies are appropriate and consistently applied, the inputs and assumptions are reasonable and consistent with the objective of determining fair value, and the fair values are accurately recorded. For example, on a continuing basis, the Company assesses the reasonableness of individual fair values that have stale security prices or that exceed certain thresholds as compared to previous fair values received from valuation service providers or brokers or derived from internal models.

C. Aggregate fair value for all financial instruments and the level within the fair value hierarchy in which the fair value measurements in their entirety fall. The table below reflects the fair values and admitted values of all admitted assets that are financial instruments. The fair values are also categorized into the three- level fair value hierarchy as described above in the Note 20B.

Type of Financial Instrument	Aggregate Fair Value	Admitted Assets	(Level 1)	(Level 2)	(Level 3)	Net Asset Value (NAV)	Not Practicable (Carrying Value)
Bonds	\$ 2,157,622	\$ 2,164,785	\$ 50,008	\$ 2,107,614	\$ —	\$ —	\$ —
Cash, cash equivalents and short-term investments	\$ 4,911,555	\$ 4,911,555	\$ 4,911,555	\$ —	\$ —	\$ —	\$ —

The estimated fair values of the financial instruments presented above are determined by the Company using market information available as of the end of the current quarter. Considerable judgment is required to interpret market data in developing the estimates of fair value for financial instruments for which there are no available market value quotations. The estimates presented are not necessarily indicative of the amounts the Company could realize in a market exchange. The use of different market assumptions and/or estimation methodologies may have a material effect on the estimated fair value amounts.

Level 1 financial instruments

Unadjusted quoted prices for these securities are provided to the Company by independent pricing services. Cash included in Level 1 represents cash on hand.

Level 2 financial instruments

Bonds included in Level 2 are valued principally by third party pricing services using market observable inputs. Because most bonds do not trade daily, independent pricing services regularly derive fair values using recent trades of securities with similar features. When recent trades are not available, pricing models are used to estimate the fair values of securities by discounting future cash flows at estimated market interest rates. Typical inputs to models used by independent pricing services include but are not limited to benchmark yields, reported trades, broker-dealer quotes, issuer spreads, benchmark securities, bids, offers, reference data, and industry and economic events. Additionally, for loan-backed and structured securities, valuation is based primarily on market inputs including benchmark yields, expected prepayment speeds, loss severity, delinquency rates, weighted average coupon, weighted average maturity and issuance specific information. Issuance specific information includes collateral type, payment terms of underlying assets, payment priority within the tranche, structure of the security, deal performance and vintage of loans.

Level 3 financial instruments

Valuation techniques for bonds and cash, cash equivalents, and short-term investments included in Level 3 are generally the same as those described in Level 2 except that the techniques utilize inputs that are not readily observable in the market, including illiquidity premiums and spread adjustments to reflect industry trends or specific credit-related issues. The Company assesses the significance of unobservable inputs for each security and classifies that security in Level 3 as a result of the significance of unobservable inputs.

D. Not Practicable to Estimate Fair Value

As of March 31, 2025, there were no financial instruments for which it is not practicable for the Company to estimate their fair value.

E. Investments measured using Net Asset Value

Not Applicable - The Company had no investments measured using Net Asset Value.

NOTE 21 Other Items

No significant change.

NOTE 22 Events Subsequent

Subsequent events have been considered through May 10, 2025, the date the accompanying statutory financial statements were available to be issued.

STATEMENT AS OF MARCH 31, 2025 OF THE American National County Mutual Insurance Company

NOTES TO FINANCIAL STATEMENTS

NOTE 23 Reinsurance

No significant change.

NOTE 24 Retrospectively Rated Contracts & Contracts Subject to Redetermination

The Company's Cashback program historically has granted the policyholder rewards equal to 25% of the qualifying auto and homeowner premiums if the policyholder remains claim free for a period of three years. The Company estimated retrospective premium adjustments by the application of the historical ratio of return premium to original qualifying Cashback premium. This ratio has been applied to the qualifying eligible Cashback premium to determine future retrospective return premium. The Company records accrued retrospective return premium as an adjustment to earned premiums.

The Company is in the process of ending the Cashback program and has filed amended Cashback rules in all states where required to allow for a Final Cashback Program Reward. There will be no further rewards after a Final Cashback Program Reward has been paid. As this change is recent, the Company estimated its quarter-end Cashback reserves using the previously indicated factors.

NOTE 25 Change in Incurred Losses and Loss Adjustment Expenses

A. Net incurred losses and loss adjustment expenses attributable to insured events of prior years are unchanged in 2025. This is because all of the Company's loss and loss adjustment liabilities are ceded. Original direct estimates are increased or decreased as additional information becomes known regarding individual claims and such adjustments are included in current operations.

B. There were no significant changes in methodologies and assumptions used in calculating the liability for unpaid losses and loss adjustment expenses.

NOTE 26 Intercompany Pooling Arrangements

No significant change.

NOTE 27 Structured Settlements

No significant change.

NOTE 28 Health Care Receivables

No significant change.

NOTE 29 Participating Policies

No significant change.

NOTE 30 Premium Deficiency Reserves

No significant change.

NOTE 31 High Deductibles

No significant change.

NOTE 32 Discounting of Liabilities for Unpaid Losses or Unpaid Loss Adjustment Expenses

No significant change.

NOTE 33 Asbestos/Environmental Reserves

No significant change.

NOTE 34 Subscriber Savings Accounts

No significant change.

NOTE 35 Multiple Peril Crop Insurance

No significant change.

NOTE 36 Financial Guaranty Insurance

Not applicable - The Company does not issue financial guaranty insurance.

STATEMENT AS OF MARCH 31, 2025 OF THE American National County Mutual Insurance Company

GENERAL INTERROGATORIES

PART 1 - COMMON INTERROGATORIES

GENERAL

1.1

Did the reporting entity experience any material transactions requiring the filing of Disclosure of Material Transactions with the State of Domicile, as required by the Model Act?

Yes [] No [X]

1.2

If yes, has the report been filed with the domiciliary state?

Yes [] No []

2.1

Has any change been made during the year of this statement in the charter, by-laws, articles of incorporation, or deed of settlement of the reporting entity?

Yes [] No [X]

2.2

If yes, date of change:

3.1

Is the reporting entity a member of an Insurance Holding Company System consisting of two or more affiliated persons, one or more of which is an insurer?

If yes, complete Schedule Y, Parts 1 and 1A.

Yes [X] No []

3.2

Have there been any substantial changes in the organizational chart since the prior quarter end?

Yes [] No [X]

3.3

If the response to 3.2 is yes, provide a brief description of those changes.

3.4

Is the reporting entity publicly traded or a member of a publicly traded group?

Yes [X] No []

3.5

If the response to 3.4 is yes, provide the CIK (Central Index Key) code issued by the SEC for the entity/group.

1837429

4.1

Has the reporting entity been a party to a merger or consolidation during the period covered by this statement?

Yes [] No [X]

4.2

If yes, provide the name of the entity, NAIC Company Code, and state of domicile (use two letter state abbreviation) for any entity that has ceased to exist as a result of the merger or consolidation.

1	2	3
Name of Entity	NAIC Company Code	State of Domicile

5.

If the reporting entity is subject to a management agreement, including third-party administrator(s), managing general agent(s), attorney-in-fact, or similar agreement, have there been any significant changes regarding the terms of the agreement or principals involved?

If yes, attach an explanation.

Yes [] No [X] N/A []

6.1

State as of what date the latest financial examination of the reporting entity was made or is being made.

12/31/2020

6.2

State the as of date that the latest financial examination report became available from either the state of domicile or the reporting entity. This date should be the date of the examined balance sheet and not the date the report was completed or released.

12/31/2020

6.3

State as of what date the latest financial examination report became available to other states or the public from either the state of domicile or the reporting entity. This is the release date or completion date of the examination report and not the date of the examination (balance sheet date).

06/10/2022

6.4

By what department or departments?
Texas Department of Insurance

6.5

Have all financial statement adjustments within the latest financial examination report been accounted for in a subsequent financial statement filed with Departments?

Yes [] No [] N/A [X]

6.6

Have all of the recommendations within the latest financial examination report been complied with?

Yes [] No [] N/A [X]

7.1

Has this reporting entity had any Certificates of Authority, licenses or registrations (including corporate registration, if applicable) suspended or revoked by any governmental entity during the reporting period?

Yes [] No [X]

7.2

If yes, give full information:

8.1

Is the company a subsidiary of a bank holding company regulated by the Federal Reserve Board?

Yes [] No [X]

8.2

If response to 8.1 is yes, please identify the name of the bank holding company.

8.3

Is the company affiliated with one or more banks, thrifts or securities firms?

Yes [X] No []

8.4

If response to 8.3 is yes, please provide below the names and location (city and state of the main office) of any affiliates regulated by a federal regulatory services agency [i.e. the Federal Reserve Board (FRB), the Office of the Comptroller of the Currency (OCC), the Federal Deposit Insurance Corporation (FDIC) and the Securities Exchange Commission (SEC)] and identify the affiliate's primary federal regulator.

1	2	3	4	5	6
Affiliate Name	Location (City, State)	FRB	OCC	FDIC	SEC
ANICO Financial Services Inc.	Galveston, TexasNO...	...NO...	...NO...	...YES...
AEL Financial Services, LLC	Charlotte, North CarolinaNO...	...NO...	...NO...	...YES...

GENERAL INTERROGATORIES

- 9.1

Are the senior officers (principal executive officer, principal financial officer, principal accounting officer or controller, or persons performing similar functions) of the reporting entity subject to a code of ethics, which includes the following standards?
(a) Honest and ethical conduct, including the ethical handling of actual or apparent conflicts of interest between personal and professional relationships;
(b) Full, fair, accurate, timely and understandable disclosure in the periodic reports required to be filed by the reporting entity;
(c) Compliance with applicable governmental laws, rules and regulations;
(d) The prompt internal reporting of violations to an appropriate person or persons identified in the code; and
(e) Accountability for adherence to the code.

Yes [X] No []
- 9.11

If the response to 9.1 is No, please explain:
.....
- 9.2

Has the code of ethics for senior managers been amended?

Yes [] No [X]
- 9.21

If the response to 9.2 is Yes, provide information related to amendment(s).
.....
- 9.3

Have any provisions of the code of ethics been waived for any of the specified officers?

Yes [] No [X]
- 9.31

If the response to 9.3 is Yes, provide the nature of any waiver(s).
.....

FINANCIAL

- 10.1

Does the reporting entity report any amounts due from parent, subsidiaries or affiliates on Page 2 of this statement?

Yes [X] No []
- 10.2

If yes, indicate any amounts receivable from parent included in the Page 2 amount:\$

INVESTMENT

- 11.1

Were any of the stocks, bonds, or other assets of the reporting entity loaned, placed under option agreement, or otherwise made available for use by another person? (Exclude securities under securities lending agreements.)

Yes [X] No []
- 11.2

If yes, give full and complete information relating thereto:
Amounts placed on deposit with state or other regulatory body (SD) - \$49,839
12.

Amount of real estate and mortgages held in other invested assets in Schedule BA:

\$
13.

Amount of real estate and mortgages held in short-term investments:

\$
- 14.1

Does the reporting entity have any investments in parent, subsidiaries and affiliates?

Yes [] No [X]
- 14.2

If yes, please complete the following:

	1	2
	Prior Year-End Book/Adjusted Carrying Value	Current Quarter Book/Adjusted Carrying Value
14.21 Bonds	\$	\$
14.22 Preferred Stock	\$	\$
14.23 Common Stock	\$	\$
14.24 Short-Term Investments	\$	\$
14.25 Mortgage Loans on Real Estate	\$	\$
14.26 All Other	\$	\$
14.27 Total Investment in Parent, Subsidiaries and Affiliates (Subtotal Lines 14.21 to 14.26)	\$	\$
14.28 Total Investment in Parent included in Lines 14.21 to 14.26 above	\$	\$

15.1

Has the reporting entity entered into any hedging transactions reported on Schedule DB?

Yes [] No [X]

15.2

If yes, has a comprehensive description of the hedging program been made available to the domiciliary state? Yes [] No [] N/A [X]
If no, attach a description with this statement.
.....

16.

For the reporting entity's security lending program, state the amount of the following as of the current statement date:

16.1

Total fair value of reinvested collateral assets reported on Schedule DL, Parts 1 and 2.

\$

16.2

Total book/adjusted carrying value of reinvested collateral assets reported on Schedule DL, Parts 1 and 2

\$

16.3

Total payable for securities lending reported on the liability page.

\$
- 7.1

STATEMENT AS OF MARCH 31, 2025 OF THE American National County Mutual Insurance Company

GENERAL INTERROGATORIES

17. Excluding items in Schedule E - Part 3 - Special Deposits, real estate, mortgage loans and investments held physically in the reporting entity's offices, vaults or safety deposit boxes, were all stocks, bonds and other securities, owned throughout the current year held pursuant to a custodial agreement with a qualified bank or trust company in accordance with Section 1, III - General Examination Considerations, F. Outsourcing of Critical Functions, Custodial or Safekeeping Agreements of the NAIC Financial Condition Examiners Handbook? Yes [X] No []
- 17.1 For all agreements that comply with the requirements of the NAIC Financial Condition Examiners Handbook, complete the following:

1 Name of Custodian(s)	2 Custodian Address
Bank of New York Mellon	One Wall St, New York, NY
Moody National Bank	2302 Post Office Street, Galveston, Texas 77550

- 17.2 For all agreements that do not comply with the requirements of the NAIC Financial Condition Examiners Handbook, provide the name, location and a complete explanation:

1 Name(s)	2 Location(s)	3 Complete Explanation(s)

- 17.3 Have there been any changes, including name changes, in the custodian(s) identified in 17.1 during the current quarter? Yes [] No [X]
- 17.4 If yes, give full information relating thereto:

1 Old Custodian	2 New Custodian	3 Date of Change	4 Reason

- 17.5 Investment management – Identify all investment advisors, investment managers, broker/dealers, including individuals that have the authority to make investment decisions on behalf of the reporting entity. This includes both primary and sub-advisors. For assets that are managed internally by employees of the reporting entity, note as such. ["...that have access to the investment accounts"; "...handle securities"]

1 Name of Firm or Individual	2 Affiliation
American National Insurance Company	A.....
.....

- 17.5097 For those firms/individuals listed in the table for Question 17.5, do any firms/individuals unaffiliated with the reporting entity (i.e. designated with a "U") manage more than 10% of the reporting entity's invested assets?..... Yes [] No [X]

- 17.5098 For firms/individuals unaffiliated with the reporting entity (i.e. designated with a "U") listed in the table for Question 17.5, does the total assets under management aggregate to more than 50% of the reporting entity's invested assets?..... Yes [] No [X]

- 17.6 For those firms or individuals listed in the table for 17.5 with an affiliation code of "A" (affiliated) or "U" (unaffiliated), provide the information for the table below.

1	2	3	4	5
Central Registration Depository Number	Name of Firm or Individual	Legal Entity Identifier (LEI)	Registered With	Investment Management Agreement (IMA) Filed
.....	American National Insurance Company	98450090906CB7AD0P60	DS.....

- 18.1 Have all the filing requirements of the Purposes and Procedures Manual of the NAIC Investment Analysis Office been followed? Yes [X] No []

- 18.2 If no, list exceptions:
.....

19. By self-designating 5GI securities, the reporting entity is certifying the following elements for each self-designated 5GI security:
- a. Documentation necessary to permit a full credit analysis of the security does not exist or an NAIC CRP credit rating for an FE or PL security is not available.
- b. Issuer or obligor is current on all contracted interest and principal payments.
- c. The insurer has an actual expectation of ultimate payment of all contracted interest and principal.
- Has the reporting entity self-designated 5GI securities? Yes [] No [X]

20. By self-designating PLGI securities, the reporting entity is certifying the following elements of each self-designated PLGI security:
- a. The security was purchased prior to January 1, 2018.
- b. The reporting entity is holding capital commensurate with the NAIC Designation reported for the security.
- c. The NAIC Designation was derived from the credit rating assigned by an NAIC CRP in its legal capacity as a NRSRO which is shown on a current private letter rating held by the insurer and available for examination by state insurance regulators.
- d. The reporting entity is not permitted to share this credit rating of the PL security with the SVO.
- Has the reporting entity self-designated PLGI securities? Yes [] No [X]

21. By assigning FE to a Schedule BA non-registered private fund, the reporting entity is certifying the following elements of each self-designated FE fund:
- a. The shares were purchased prior to January 1, 2019.
- b. The reporting entity is holding capital commensurate with the NAIC Designation reported for the security.
- c. The security had a public credit rating(s) with annual surveillance assigned by an NAIC CRP in its legal capacity as an NRSRO prior to January 1, 2019.
- d. The fund only or predominantly holds bonds in its portfolio.
- e. The current reported NAIC Designation was derived from the public credit rating(s) with annual surveillance assigned by an NAIC CRP in its legal capacity as an NRSRO.
- f. The public credit rating(s) with annual surveillance assigned by an NAIC CRP has not lapsed.
- Has the reporting entity assigned FE to Schedule BA non-registered private funds that complied with the above criteria? Yes [] No [X]

GENERAL INTERROGATORIES

PART 2 - PROPERTY & CASUALTY INTERROGATORIES

1.

If the reporting entity is a member of a pooling arrangement, did the agreement or the reporting entity's participation change?
If yes, attach an explanation.
.....

Yes [] No [] N/A [X]
2.

Has the reporting entity reinsured any risk with any other reporting entity and agreed to release such entity from liability, in whole or in part, from any loss that may occur on the risk, or portion thereof, reinsured?
If yes, attach an explanation.
.....

Yes [] No [X]
- 3.1

Have any of the reporting entity's primary reinsurance contracts been canceled?

Yes [] No [X]
- 3.2

If yes, give full and complete information thereto.
.....
- 4.1

Are any of the liabilities for unpaid losses and loss adjustment expenses other than certain workers' compensation tabular reserves (see Annual Statement Instructions pertaining to disclosure of discounting for definition of " tabular reserves") discounted at a rate of interest greater than zero?

Yes [] No [X]

4.2 If yes, complete the following schedule:

			TOTAL DISCOUNT				DISCOUNT TAKEN DURING PERIOD			
1	2	3	4	5	6	7	8	9	10	11
Line of Business	Maximum Interest	Discount Rate	Unpaid Losses	Unpaid LAE	IBNR	TOTAL	Unpaid Losses	Unpaid LAE	IBNR	TOTAL
TOTAL										

5.

Operating Percentages:
- 5.1

A&H loss percent

%
- 5.2

A&H cost containment percent

%
- 5.3

A&H expense percent excluding cost containment expenses

%
- 6.1

Do you act as a custodian for health savings accounts?

Yes [] No [X]
- 6.2

If yes, please provide the amount of custodial funds held as of the reporting date\$.....
- 6.3

Do you act as an administrator for health savings accounts?

Yes [] No [X]
- 6.4

If yes, please provide the balance of the funds administered as of the reporting date\$.....
7.

Is the reporting entity licensed or chartered, registered, qualified, eligible or writing business in at least two states?

Yes [] No [X]
- 7.1

If no, does the reporting entity assume reinsurance business that covers risks residing in at least one state other than the state of domicile of the reporting entity?

Yes [] No [X]

STATEMENT AS OF MARCH 31, 2025 OF THE American National County Mutual Insurance Company

SCHEDULE F - CEDED REINSURANCE

Showing All New Reinsurers - Current Year to Date

[illegible]

SCHEDULE T - EXHIBIT OF PREMIUMS WRITTEN

Current Year to Date - Allocated by States and Territories

		1 Active Status (a)	Direct Premiums Written		Direct Losses Paid (Deducting Salvage)		Direct Losses Unpaid		
			2 Current Year To Date	3 Prior Year To Date	4 Current Year To Date	5 Prior Year To Date	6 Current Year To Date	7 Prior Year To Date	
States, etc.		(a)							
1.	Alabama	AL	N.....						
2.	Alaska	AK	N.....						
3.	Arizona	AZ	N.....						
4.	Arkansas	AR	N.....						
5.	California	CA	N.....						
6.	Colorado	CO	N.....						
7.	Connecticut	CT	N.....						
8.	Delaware	DE	N.....						
9.	District of Columbia	DC	N.....						
10.	Florida	FL	N.....						
11.	Georgia	GA	N.....						
12.	Hawaii	HI	N.....						
13.	Idaho	ID	N.....						
14.	Illinois	IL	N.....						
15.	Indiana	IN	N.....						
16.	Iowa	IA	N.....						
17.	Kansas	KS	N.....						
18.	Kentucky	KY	N.....						
19.	Louisiana	LA	N.....						
20.	Maine	ME	N.....						
21.	Maryland	MD	N.....						
22.	Massachusetts	MA	N.....						
23.	Michigan	MI	N.....						
24.	Minnesota	MN	N.....						
25.	Mississippi	MS	N.....						
26.	Missouri	MO	N.....						
27.	Montana	MT	N.....						
28.	Nebraska	NE	N.....						
29.	Nevada	NV	N.....						
30.	New Hampshire	NH	N.....						
31.	New Jersey	NJ	N.....						
32.	New Mexico	NM	N.....						
33.	New York	NY	N.....						
34.	North Carolina	NC	N.....						
35.	North Dakota	ND	N.....						
36.	Ohio	OH	N.....						
37.	Oklahoma	OK	N.....						
38.	Oregon	OR	N.....						
39.	Pennsylvania	PA	N.....						
40.	Rhode Island	RI	N.....						
41.	South Carolina	SC	N.....						
42.	South Dakota	SD	N.....						
43.	Tennessee	TN	N.....						
44.	Texas	TX	L.....	6,394,718	9,788,864	3,964,035	3,991,157	11,781,056	12,035,199
45.	Utah	UT	N.....						
46.	Vermont	VT	N.....						
47.	Virginia	VA	N.....						
48.	Washington	WA	N.....						
49.	West Virginia	WV	N.....						
50.	Wisconsin	WI	N.....						
51.	Wyoming	WY	N.....						
52.	American Samoa	AS	N.....						
53.	Guam	GU	N.....						
54.	Puerto Rico	PR	N.....						
55.	U.S. Virgin Islands	VI	N.....						
56.	Northern Mariana Islands	MP	N.....						
57.	Canada	CAN	N.....						
58.	Aggregate Other Alien OT	XXX.....							
59.	Totals	XXX		6,394,718	9,788,864	3,964,035	3,991,157	11,781,056	12,035,199
DETAILS OF WRITE-INS									
58001.	XXX.....							
58002.	XXX.....							
58003.	XXX.....							
58998.	Summary of remaining write-ins for Line 58 from overflow page	XXX.....							
58999.	Totals (Lines 58001 through 58003 plus 58998)(Line 58 above)	XXX.....							

(a) Active Status Counts:

1. L - Licensed or Chartered - Licensed insurance carrier or domiciled RRG.....

2. R - Registered - Non-domiciled RRGs.....

3. E - Eligible - Reporting entities eligible or approved to write surplus lines in the state (other than their state of domicile - see DSLI).....

4. Q - Qualified - Qualified or accredited reinsurer.....

5. D - Domestic Surplus Lines Insurer (DSLII) - Reporting entities authorized to write surplus lines in the state of domicile.....

6. N - None of the above - Not allowed to write business in the state... ..

1

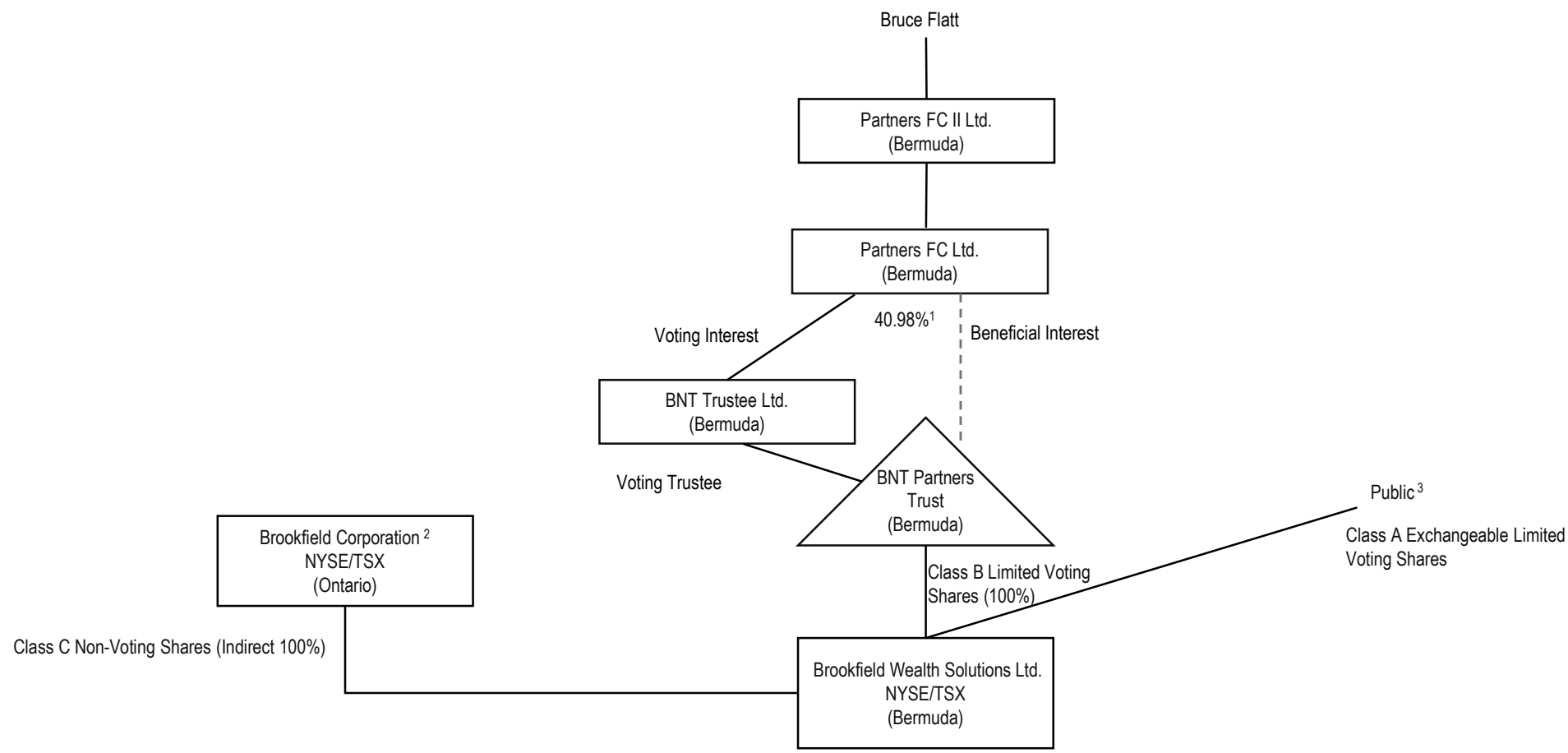
56

STATEMENT AS OF MARCH 31, 2025 OF THE American National County Mutual Insurance Company

SCHEDULE Y - INFORMATION CONCERNING ACTIVITIES OF INSURER MEMBERS OF A HOLDING COMPANY GROUP

PART 1 - ORGANIZATIONAL CHART

11

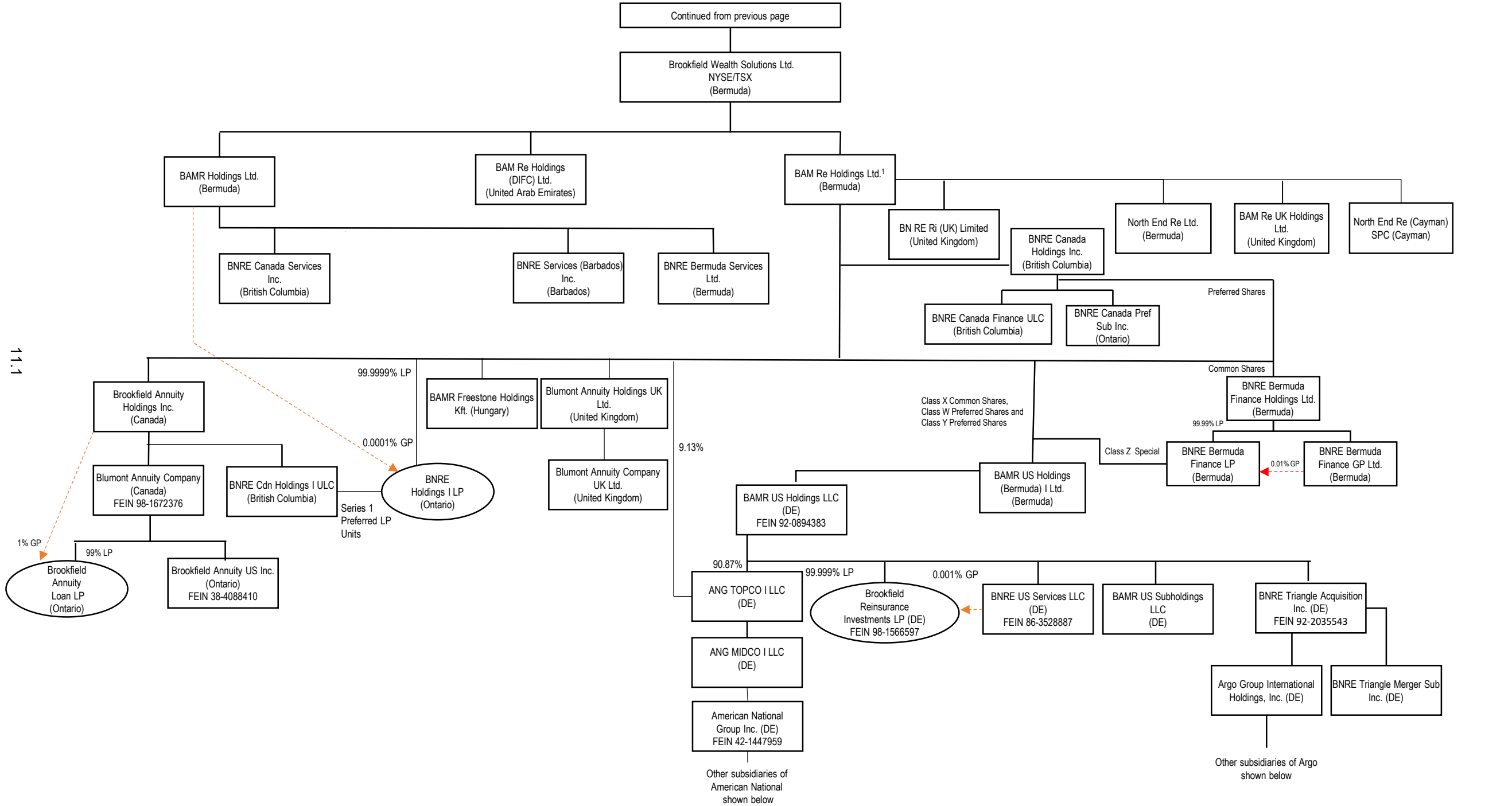


¹ This percentage represents both the percentage of beneficial interest in the BNT Partners Trust and the percentage of voting interest in BNT Trustee Ltd. The remaining 59.02% beneficial interest in BNT Partners Trust and 59.02% voting interest in BNT Trustee Ltd. is held through entities owned by (i) Brian Kingston (9%), (ii) Sachin Shah (9%), (iii) Barry Blattman (9%) (iv) Cyrus Madon (8%), (v) Connor Teskey (8%), (vi) Anuj Ranjan (8%), and (vii) Bill Powell (8%).

² Pursuant to Commissioner’s Order No. 2022-7321 (HCS No. 1130540), Brookfield Corporation is not a control person within the Registrants’ holding company system, however Brookfield Corporation is included in this organizational chart due to certain commitments made by Brookfield Corporation in connection with its disclaimer of affiliation filing.

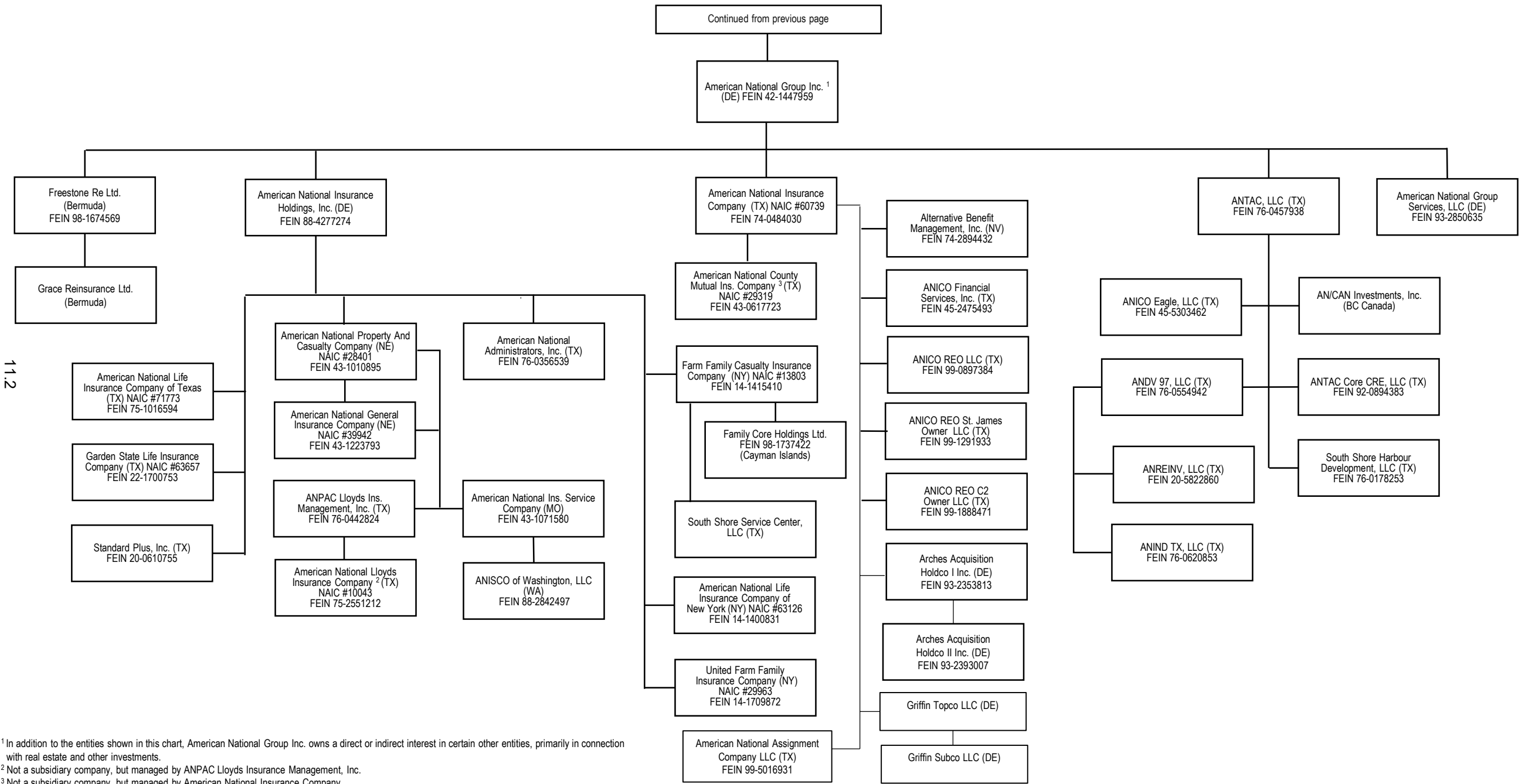
³ In accordance with the Company’s third amended and restated bye-laws, no person holds more than 9.9% of the voting power of the Class A Exchangeable Limited Voting Shares.

SCHEDULE Y - INFORMATION CONCERNING ACTIVITIES OF INSURER MEMBERS OF A HOLDING COMPANY GROUP
PART 1 - ORGANIZATIONAL CHART



¹ In addition to the entities shown in this chart, BAM Re Holdings Ltd. owns direct or indirect interests in certain other entities, primarily in connection with investments.

SCHEDULE Y - INFORMATION CONCERNING ACTIVITIES OF INSURER MEMBERS OF A HOLDING COMPANY GROUP
PART 1 - ORGANIZATIONAL CHART

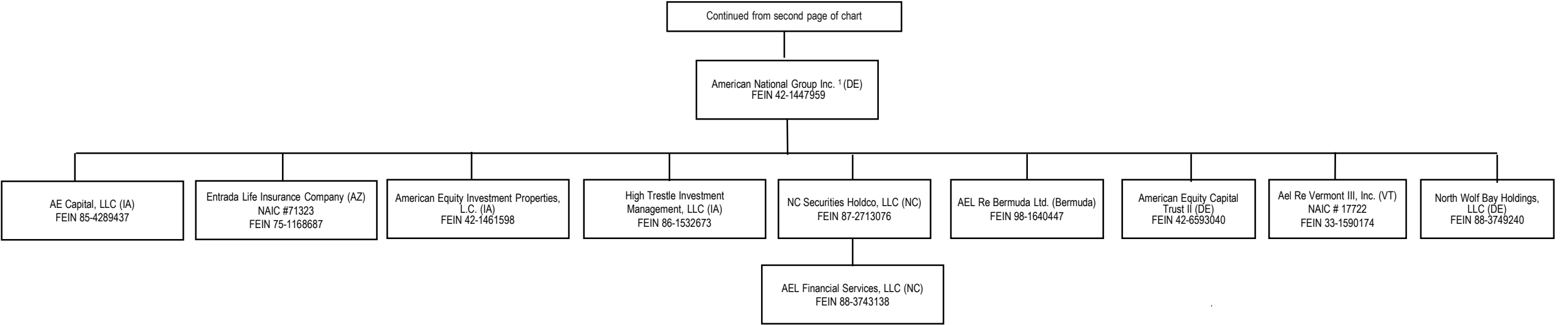


¹ In addition to the entities shown in this chart, American National Group Inc. owns a direct or indirect interest in certain other entities, primarily in connection with real estate and other investments.

² Not a subsidiary company, but managed by ANPAC Lloyds Insurance Management, Inc.

³ Not a subsidiary company, but managed by American National Insurance Company.

SCHEDULE Y - INFORMATION CONCERNING ACTIVITIES OF INSURER MEMBERS OF A HOLDING COMPANY GROUP
PART 1 - ORGANIZATIONAL CHART



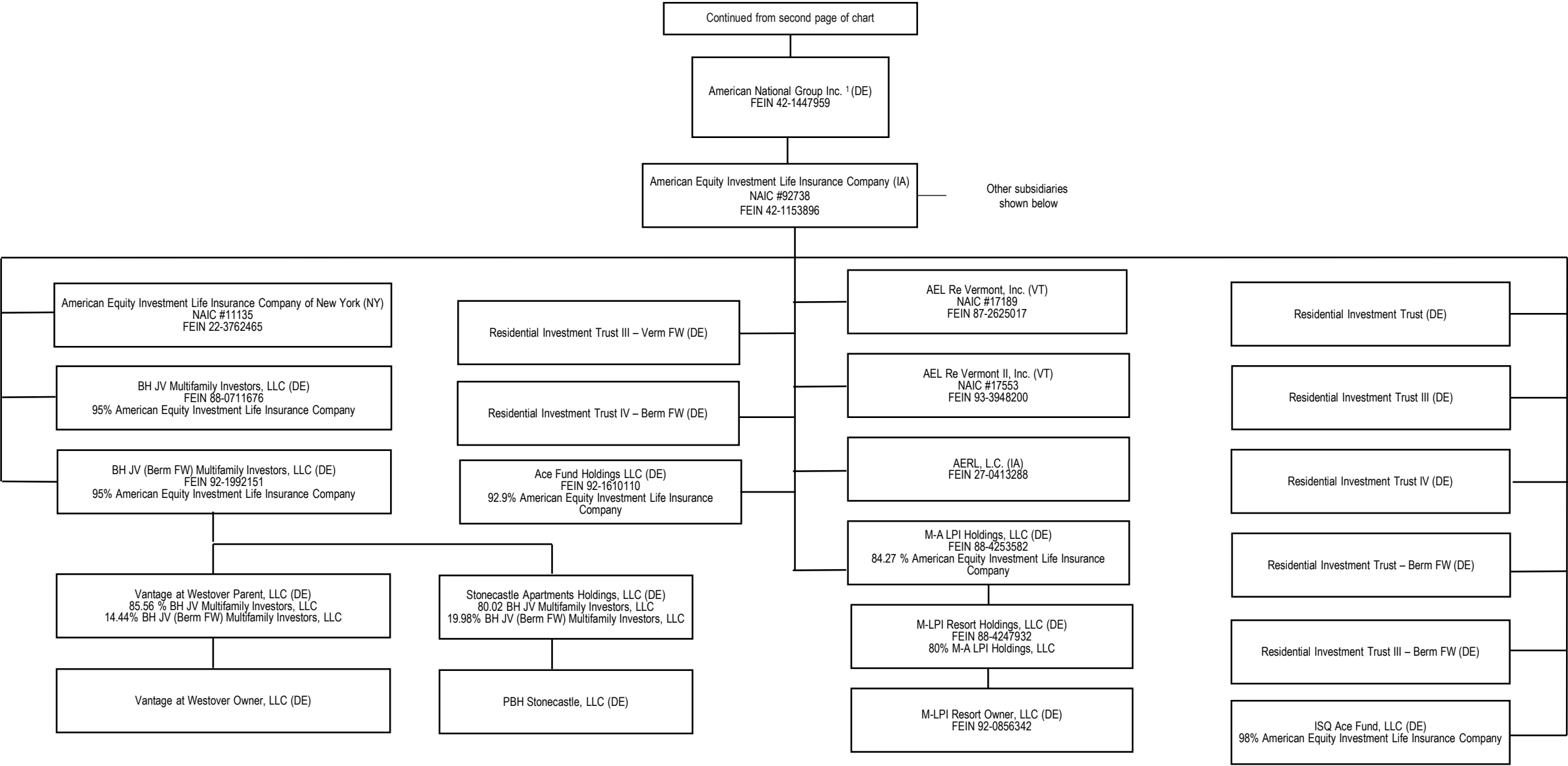
11.3

¹ In addition to the entities shown in this chart, American National Group Inc. owns a direct or indirect interest in certain other entities, primarily in connection with real estate and other investments.

Note: All subsidiaries are wholly owned, except as noted.

SCHEDULE Y - INFORMATION CONCERNING ACTIVITIES OF INSURER MEMBERS OF A HOLDING COMPANY GROUP
PART 1 - ORGANIZATIONAL CHART

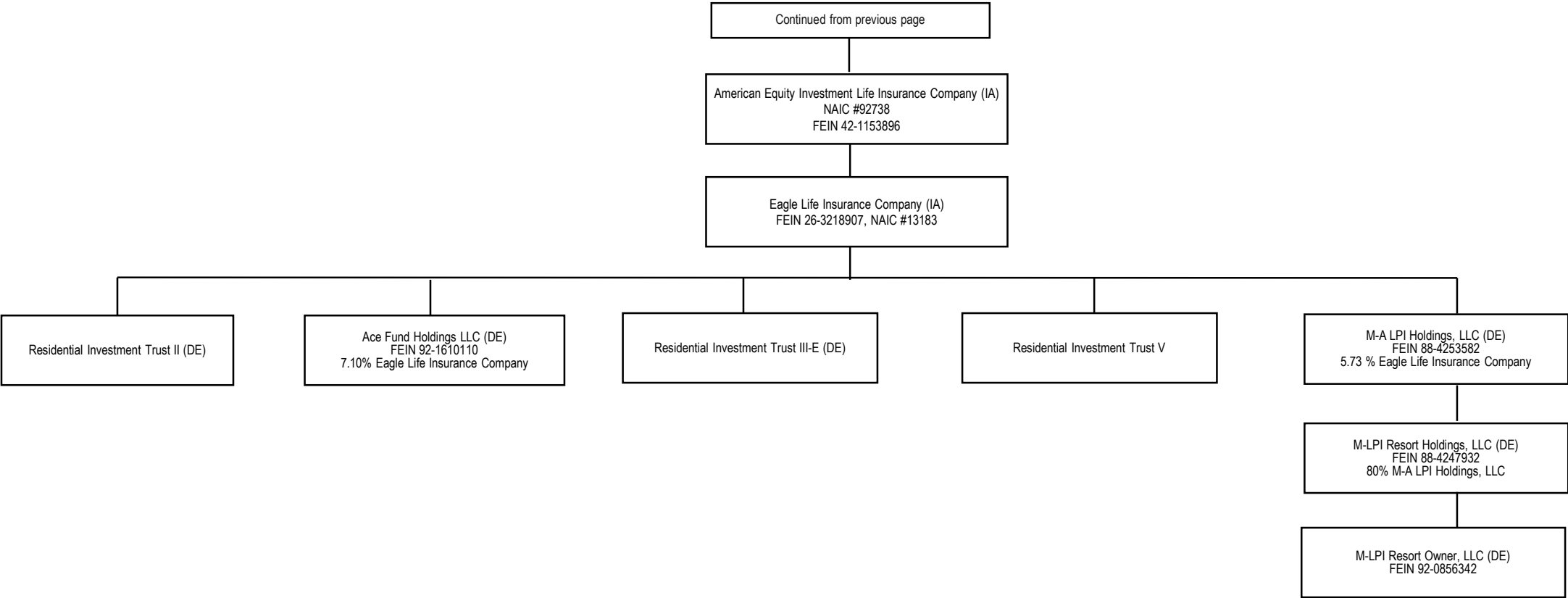
11.4



¹ In addition to the entities shown in this chart, American National Group Inc. owns a direct or indirect interest in certain other entities, primarily in connection with real estate and other investments.

Note: All subsidiaries are wholly owned, except as noted.

SCHEDULE Y - INFORMATION CONCERNING ACTIVITIES OF INSURER MEMBERS OF A HOLDING COMPANY GROUP
PART 1 - ORGANIZATIONAL CHART



11.5

¹ In addition to the entities shown in this chart, American National Group Inc. owns a direct or indirect interest in certain other entities, primarily in connection with real estate and other investments.

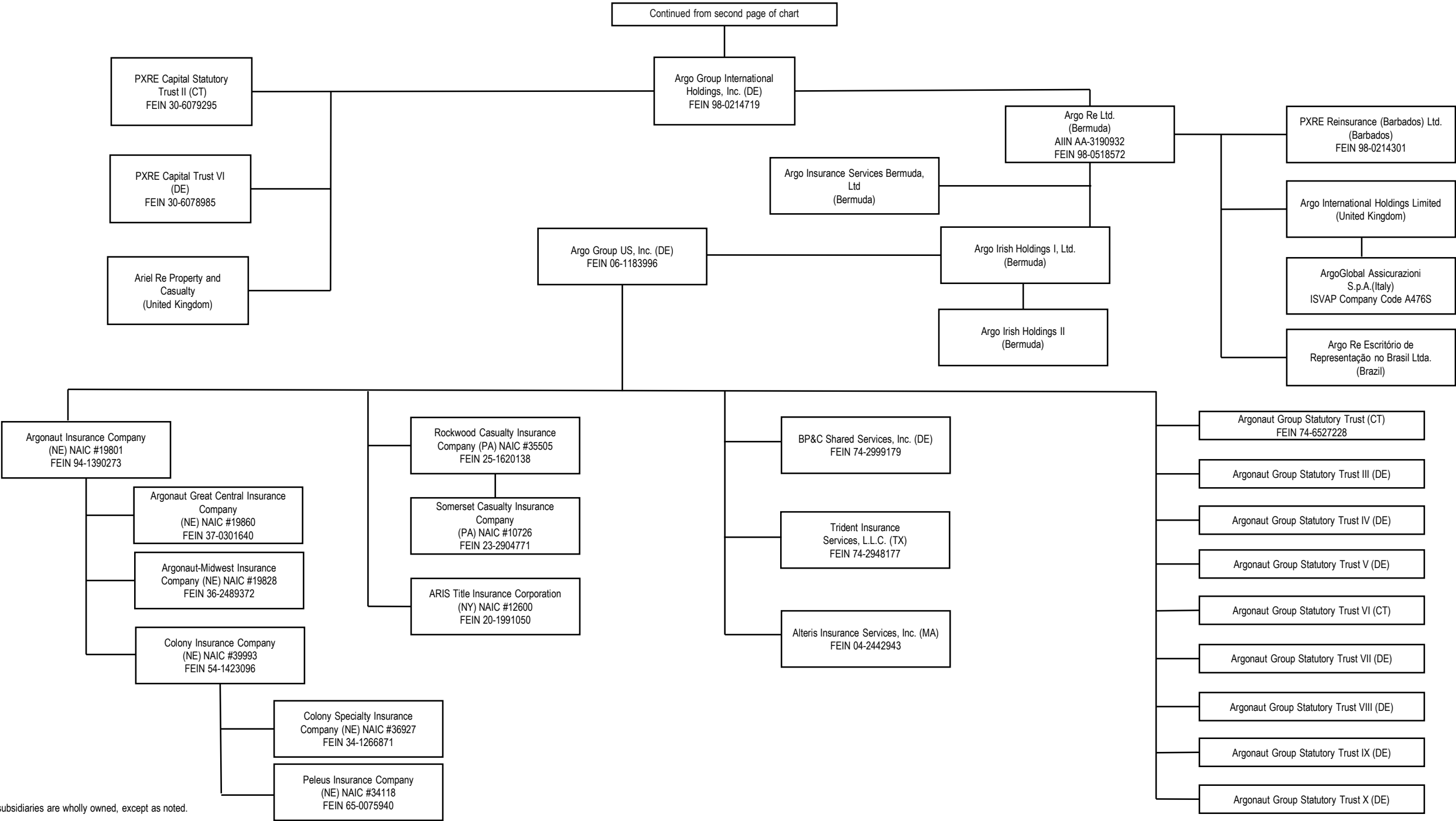
Note: All subsidiaries are wholly owned, except as noted.

STATEMENT AS OF MARCH 31, 2025 OF THE American National County Mutual Insurance Company

SCHEDULE Y - INFORMATION CONCERNING ACTIVITIES OF INSURER MEMBERS OF A HOLDING COMPANY GROUP

PART 1 - ORGANIZATIONAL CHART

116



Note: All subsidiaries are wholly owned, except as noted.

STATEMENT AS OF MARCH 31, 2025 OF THE American National County Mutual Insurance Company

SCHEDULE Y
PART 1A - DETAILS OF INSURANCE HOLDING COMPANY SYSTEM

1	2	3	4	5	6	7	8	9	10	11	12	13	14	15	16
Group Code	Group Name	NAIC Company Code	ID Number	Federal RSSD	CIK	Name of Securities Exchange if Publicly Traded (U.S. or International)	Names of Parent, Subsidiaries Or Affiliates	Domi-ciliary Location	Relation-ship to Reporting Entity	Directly Controlled by (Name of Entity/Person)	Type of Control (Ownership, Board, Management, Attorney-in-Fact, Influence, Other)	If Control is Owner-ship Provide Percen-tage	Ultimate Controlling Entity(ies)/Person(s)	Is an SCA Filing Re-quired? (Yes/No)	*
.0408 ...	Brookfield Wealth Solutions Group00000	98-1737979 ..				1100 AoA Property Holdings Ltd.CYM.....	OTH.....	BAMR US Holdings LLC	Management.....	0.000	Brookfield Wealth Solutions Ltd.NO.....13
.0408 ...	Brookfield Wealth Solutions Group00000	98-1821375 ..				2 MW Property Holdings Ltd.CYM.....	OTH.....	BAMR US Holdings LLC	Management.....	0.000	Brookfield Wealth Solutions Ltd.NO.....13
.0408 ...	Brookfield Wealth Solutions Group00000	98-1737992 ..				200 Liberty Property Holdings Ltd.CYM.....	OTH.....	BAMR US Holdings LLC	Management.....	0.000	Brookfield Wealth Solutions Ltd.NO.....13
.0408 ...	Brookfield Wealth Solutions Group00000	98-1822375 ..				200 Vesey Property Holdings Ltd.CYM.....	OTH.....	BAMR US Holdings LLC	Management.....	0.000	Brookfield Wealth Solutions Ltd.NO.....13
.0408 ...	Brookfield Wealth Solutions Group00000					2022 Ceres Note Issuer LPDE.....	OTH.....	American National Insurance Company	Ownership.....	100.000	Brookfield Wealth Solutions Ltd.NO.....13
.0408 ...	Brookfield Wealth Solutions Group00000					2022 Europa Note Issuer LPDE.....	OTH.....	American National Insurance Company	Ownership.....	100.000	Brookfield Wealth Solutions Ltd.NO.....13
.0408 ...	Brookfield Wealth Solutions Group00000					2022 Ganymede Note Issuer LPDE.....	OTH.....	American National Insurance Company	Ownership.....	100.000	Brookfield Wealth Solutions Ltd.NO.....13
.0408 ...	Brookfield Wealth Solutions Group00000					2022 IO Note Issuer LPDE.....	OTH.....	American National Insurance Company	Ownership.....	100.000	Brookfield Wealth Solutions Ltd.NO.....13
.0408 ...	Brookfield Wealth Solutions Group00000					2022 Titan Note Issuer LPDE.....	OTH.....	American National Insurance Company	Ownership.....	100.000	Brookfield Wealth Solutions Ltd.NO.....13
.0408 ...	Brookfield Wealth Solutions Group00000	98-1737984 ..				225 Liberty Property Holdings Ltd.CYM.....	OTH.....	BAMR US Holdings LLC	Management.....	0.000	Brookfield Wealth Solutions Ltd.NO.....13
.0408 ...	Brookfield Wealth Solutions Group00000	98-1821871 ..				5 MW Property Holdings Ltd.CYM.....	OTH.....	BAMR US Holdings LLC	Management.....	0.000	Brookfield Wealth Solutions Ltd.NO.....13
.0408 ...	Brookfield Wealth Solutions Group00000					77G Propco LimitedJEY.....	OTH.....	BNRE 77G Holdings Ltd.	Ownership.....	100.000	Brookfield Wealth Solutions Ltd.NO.....13
.0408 ...	Brookfield Wealth Solutions Group00000	98-1820535 ..				Ala Moana Property Holdings Ltd.CYM.....	OTH.....	BAMR US Holdings LLC	Management.....	0.000	Brookfield Wealth Solutions Ltd.NO.....13
.0408 ...	Brookfield Wealth Solutions Group00000	92-0894383 ..				ANG MIDCO I LLCDE.....	NIA.....	ANG TOPCO I LLC	Ownership.....	91.000	Brookfield Wealth Solutions Ltd.NO.....1
.0408 ...	Brookfield Wealth Solutions Group00000	99-2961406 ..				ANG TOPCO I LLCDE.....	NIA.....	BAMR US Holdings LLC	Ownership.....	90.800	Brookfield Wealth Solutions Ltd.NO.....1
.0408 ...	Brookfield Wealth Solutions Group00000	98-1748081 ..				Archimedes L.P.CYM.....	OTH.....	American National Insurance Company	Ownership.....	47.570	Brookfield Wealth Solutions Ltd.NO.....13
.0408 ...	Brookfield Wealth Solutions Group00000					Argerich 2022-1, LLCDE.....	OTH.....	Argerich Holdco 2022-1, LLC	Ownership.....	100.000	Brookfield Wealth Solutions Ltd.NO.....13
.0408 ...	Brookfield Wealth Solutions Group00000					Argerich Holdco 2022-1, LLCDE.....	OTH.....	American National Insurance Company	Ownership.....	100.000	Brookfield Wealth Solutions Ltd.NO.....13
.0408 ...	Brookfield Wealth Solutions Group00000	99-1478288 ..				Ashby Blane 2023-1 Holdco LLCDE.....	OTH.....	BAMR US Holdings LLC	Management.....	0.000	Brookfield Wealth Solutions Ltd.NO.....1
.0408 ...	Brookfield Wealth Solutions Group00000					Ashby Blane 2023-1 LLCDE.....	OTH.....	Ashby Blane 2023-1 Holdco LLC	Ownership.....	100.000	Brookfield Wealth Solutions Ltd.NO.....13
.0408 ...	Brookfield Wealth Solutions Group00000					Atreides 2022-1 Ltd.CYM.....	OTH.....	Atreides Leto 2023-1 Ltd.	Ownership.....	80.000	Brookfield Wealth Solutions Ltd.NO.....13
.0408 ...	Brookfield Wealth Solutions Group00000					Atreides Leto 2023-1 Ltd.CYM.....	OTH.....	Atreides Leto Holdco 2023-1 Ltd.	Ownership.....	100.000	Brookfield Wealth Solutions Ltd.NO.....13
.0408 ...	Brookfield Wealth Solutions Group00000					Atreides Leto Holdco 2023-1 Ltd.CYM.....	OTH.....	American National Insurance Company	Ownership.....	100.000	Brookfield Wealth Solutions Ltd.NO.....13
.0408 ...	Brookfield Wealth Solutions Group00000					Atreides Paul 2022-1 Ltd.CYM.....	OTH.....	Atreides Paul Holdco 2022-1 Ltd.	Ownership.....	100.000	Brookfield Wealth Solutions Ltd.NO.....13
.0408 ...	Brookfield Wealth Solutions Group00000					Atreides Paul Holdco 2022-1 Ltd.CYM.....	OTH.....	American National Insurance Company	Ownership.....	100.000	Brookfield Wealth Solutions Ltd.NO.....13
.0408 ...	Brookfield Wealth Solutions Group00000					Bach F1 2022-1, LLCDE.....	OTH.....	BAMR US Holdings LLC	Management.....	0.000	Brookfield Wealth Solutions Ltd.NO.....13
.0408 ...	Brookfield Wealth Solutions Group00000					BACH F1 Interco 2022-1, LLCDE.....	OTH.....	Bach F1 2022-1, LLC	Ownership.....	100.000	Brookfield Wealth Solutions Ltd.NO.....13
.0408 ...	Brookfield Wealth Solutions Group00000					BAM Re Bermuda Real Estate JV Member Ltd.BMU.....	OTH.....	BAM Re Holdings Ltd.	Ownership.....	49.000	Brookfield Wealth Solutions Ltd.NO.....13
.0408 ...	Brookfield Wealth Solutions Group00000					BAM Re Holdings (DIFC) Ltd.ARE.....	NIA.....	Brookfield Wealth Solutions Ltd.	Ownership.....	100.000	Brookfield Wealth Solutions Ltd.NO.....1
.0408 ...	Brookfield Wealth Solutions Group00000	85-9332827 ..				BAM Re Holdings Ltd.BMU.....	NIA.....	Brookfield Wealth Solutions Ltd.	Ownership.....	100.000	Brookfield Wealth Solutions Ltd.NO.....1
.0408 ...	Brookfield Wealth Solutions Group00000					BAM Re UK Holdings Ltd.GBR.....	NIA.....	BAM Re Holdings Ltd.	Ownership.....	100.000	Brookfield Wealth Solutions Ltd.NO.....1
.0408 ...	Brookfield Wealth Solutions Group00000					BAM V Geneva LLCDE.....	OTH.....	Bventures Holdco LLC	Ownership.....	81.000	Brookfield Wealth Solutions Ltd.NO.....13
.0408 ...	Brookfield Wealth Solutions Group00000					BAMR BID II AIV LPCYM.....	OTH.....	Boole L.P.	Ownership.....	33.330	Brookfield Wealth Solutions Ltd.NO.....13
.0408 ...	Brookfield Wealth Solutions Group00000					BAMR BID II US AIV LPCYM.....	OTH.....	Boole L.P.	Ownership.....	33.300	Brookfield Wealth Solutions Ltd.NO.....13
.0408 ...	Brookfield Wealth Solutions Group00000					BAMR Freestone Holdings Kft.HUN.....	NIA.....	BAM Re Holdings Ltd.	Ownership.....	100.000	Brookfield Wealth Solutions Ltd.NO.....1
.0408 ...	Brookfield Wealth Solutions Group00000					BAMR Holdings Ltd.BMU.....	NIA.....	Brookfield Wealth Solutions Ltd.	Ownership.....	100.000	Brookfield Wealth Solutions Ltd.NO.....1
.0408 ...	Brookfield Wealth Solutions Group00000	45-5303462 ..				BAMR US Holdings (Bermuda) I Ltd.BMU.....	NIA.....	BAM Re Holdings Ltd.	Ownership.....	100.000	Brookfield Wealth Solutions Ltd.NO.....1
.0408 ...	Brookfield Wealth Solutions Group00000	92-0894383 ..				BAMR US Holdings LLCDE.....	NIA.....	BAMR US Holdings (Bermuda) I Ltd.	Ownership.....	100.000	Brookfield Wealth Solutions Ltd.NO.....1
.0408 ...	Brookfield Wealth Solutions Group00000	99-1498708 ..				Bates Blane 2023-1 Holdco LLCDE.....	OTH.....	BAMR US Holdings LLC	Management.....	0.000	Brookfield Wealth Solutions Ltd.NO.....1
.0408 ...	Brookfield Wealth Solutions Group00000					Bates Blane 2023-1 LLCDE.....	OTH.....	Bates Blane 2023-1 Holdco LLC	Ownership.....	100.000	Brookfield Wealth Solutions Ltd.NO.....13
.0408 ...	Brookfield Wealth Solutions Group00000	79-1775620 ..				Bay Adelaide North Property Holdings Inc.CAN.....	OTH.....	BAMR US Holdings LLC	Management.....	0.000	Brookfield Wealth Solutions Ltd.NO.....13
.0408 ...	Brookfield Wealth Solutions Group00000					Bay Adelaide Property Holdings Inc.CAN.....	OTH.....	BAMR US Holdings LLC	Management.....	0.000	Brookfield Wealth Solutions Ltd.NO.....13
.0408 ...	Brookfield Wealth Solutions Group00000	71-5308342 ..				BFPL Calgary Property Holdings Inc.CAN.....	OTH.....	BAMR US Holdings LLC	Management.....	0.000	Brookfield Wealth Solutions Ltd.NO.....13
.0408 ...	Brookfield Wealth Solutions Group00000	75-3208214 ..				BFPL Toronto Property Holdings Inc.CAN.....	OTH.....	BAMR US Holdings LLC	Management.....	0.000	Brookfield Wealth Solutions Ltd.NO.....13
.0408 ...	Brookfield Wealth Solutions Group00000					BGL Pinehurst Land, LLCDE.....	OTH.....	American National Insurance Company	Ownership.....	100.000	Brookfield Wealth Solutions Ltd.NO.....13
.0408 ...	Brookfield Wealth Solutions Group00000					BGL Pinehurst, LLCDE.....	OTH.....	American National Insurance Company	Ownership.....	100.000	Brookfield Wealth Solutions Ltd.NO.....13
.0408 ...	Brookfield Wealth Solutions Group00000	88-1138054 ..				BGL PT Land, LLCDE.....	OTH.....	Brookfield Reinsurance Investments LP	Ownership.....	100.000	Brookfield Wealth Solutions Ltd.NO.....13
.0408 ...	Brookfield Wealth Solutions Group00000					BGL PT, LLCDE.....	OTH.....	Brookfield Reinsurance Investments LP	Ownership.....	100.000	Brookfield Wealth Solutions Ltd.NO.....13
.0408 ...	Brookfield Wealth Solutions Group00000					BLI Pinehurst Mezz, LLCDE.....	OTH.....	American National Insurance Company	Ownership.....	100.000	Brookfield Wealth Solutions Ltd.NO.....13

STATEMENT AS OF MARCH 31, 2025 OF THE American National County Mutual Insurance Company

SCHEDULE Y
PART 1A - DETAILS OF INSURANCE HOLDING COMPANY SYSTEM

1	2	3	4	5	6	7	8	9	10	11	12	13	14	15	16
Group Code	Group Name	NAIC Company Code	ID Number	Federal RSSD	CIK	Name of Securities Exchange if Publicly Traded (U.S. or International)	Names of Parent, Subsidiaries Or Affiliates	Domi-ciliary Location	Relation-ship to Reporting Entity	Directly Controlled by (Name of Entity/Person)	Type of Control (Ownership, Board, Management, Attorney-in-Fact, Influence, Other)	If Control is Owner-ship Provide Percen-tage	Ultimate Controlling Entity(ies)/Person(s)	Is an SCA Filing Re-quired? (Yes/No)	*
.0408 ...	Brookfield Wealth Solutions Group00000	BLI Pinehurst, LLCDE.....	OTH.....	BLI Pinehurst Mezz, LLC	Ownership.....	100.000 ...	Brookfield Wealth Solutions Ltd.NO.....13
.0408 ...	Brookfield Wealth Solutions Group00000	Blumont Annuity Company UK Ltd.GBR.....	NIA.....	Blumont Annuity Holdings UK Ltd.	Ownership.....	100.000 ...	Brookfield Wealth Solutions Ltd.NO.....1
.0408 ...	Brookfield Wealth Solutions Group00000	Blumont Annuity Holdings UK Ltd.GBR.....	NIA.....	BAM Re Holdings Ltd.	Ownership.....	100.000 ...	Brookfield Wealth Solutions Ltd.NO.....1
.0408 ...	Brookfield Wealth Solutions Group00000	BN RE Ri (UK) LimitedGBR.....	OTH.....	BAM Re Holdings Ltd.	Ownership.....	100.000 ...	Brookfield Wealth Solutions Ltd.NO.....1
.0408 ...	Brookfield Wealth Solutions Group00000	98-1736669	BNRE 77G Holdings Ltd.BMU.....	OTH.....	BAM Re Holdings Ltd.	Ownership.....	100.000 ...	Brookfield Wealth Solutions Ltd.NO.....13
.0408 ...	Brookfield Wealth Solutions Group00000	98-1790490	BNRE Bermuda Finance GP Ltd.BMU.....	NIA.....	BNRE Bermuda Finance Holdings Ltd.	Ownership.....	100.000 ...	Brookfield Wealth Solutions Ltd.NO.....13
.0408 ...	Brookfield Wealth Solutions Group00000	98-1790499	BNRE Bermuda Finance Holdings Ltd.BMU.....	NIA.....	BAM Re Holdings Ltd.	Ownership.....	100.000 ...	Brookfield Wealth Solutions Ltd.NO.....13
.0408 ...	Brookfield Wealth Solutions Group00000	98-1790480	BNRE Bermuda Finance LPBMU.....	NIA.....	BNRE Bermuda Finance GP Ltd.	Management.....	..0.000	Brookfield Wealth Solutions Ltd.NO.....13
.0408 ...	Brookfield Wealth Solutions Group00000	BNRE Bermuda Services Ltd.BMU.....	NIA.....	BAMR Holdings Ltd.	Ownership.....	100.000 ...	Brookfield Wealth Solutions Ltd.NO.....1
.0408 ...	Brookfield Wealth Solutions Group00000	99-1085964	BNRE Ventures TruckCo CDL, LLCDE.....	OTH.....	Meadow 2021-1 Holdco Ltd	Ownership.....	..33.300	Brookfield Wealth Solutions Ltd.NO.....13
.0408 ...	Brookfield Wealth Solutions Group00000	98-1790219	BNRE Canada Finance ULCCAN.....	NIA.....	BNRE Canada Holdings Inc.	Ownership.....	100.000 ...	Brookfield Wealth Solutions Ltd.NO.....13
.0408 ...	Brookfield Wealth Solutions Group00000	78-3081227	BNRE Canada Holdings Inc.CAN.....	NIA.....	BAM Re Holdings Ltd.	Ownership.....	100.000 ...	Brookfield Wealth Solutions Ltd.NO.....13
.0408 ...	Brookfield Wealth Solutions Group00000	76-5766621	BNRE Canada Pref Sub Inc.CAN.....	NIA.....	BNRE Canada Holdings Inc.	Ownership.....	100.000 ...	Brookfield Wealth Solutions Ltd.NO.....13
.0408 ...	Brookfield Wealth Solutions Group00000	77-0700342	BNRE Canada Services Inc.CAN.....	NIA.....	BAMR Holdings Ltd.	Ownership.....	100.000 ...	Brookfield Wealth Solutions Ltd.NO.....1
.0408 ...	Brookfield Wealth Solutions Group00000	98-1773977	BNRE Cdn Holdings I ULCCAN.....	NIA.....	Brookfield Annuity Holdings Inc.	Ownership.....	100.000 ...	Brookfield Wealth Solutions Ltd.NO.....1
.0408 ...	Brookfield Wealth Solutions Group00000	BNRE Holdings I LPCAN.....	NIA.....	BAMR Holdings Ltd.	Management.....	..0.000	Brookfield Wealth Solutions Ltd.NO.....1
.0408 ...	Brookfield Wealth Solutions Group00000	BNRE Services (Barbados) Inc.BRB.....	NIA.....	BAMR Holdings Ltd.	Ownership.....	100.000 ...	Brookfield Wealth Solutions Ltd.NO.....1
.0408 ...	Brookfield Wealth Solutions Group00000	92-2035543	BNRE Triangle Acquisition Inc.DE.....	NIA.....	BAMR US Holdings LLC	Ownership.....	100.000 ...	Brookfield Wealth Solutions Ltd.NO.....1
.0408 ...	Brookfield Wealth Solutions Group00000	86-3528887	BNRE US Services LLCDE.....	NIA.....	BAMR US Holdings LLC	Ownership.....	100.000 ...	Brookfield Wealth Solutions Ltd.NO.....1
.0408 ...	Brookfield Wealth Solutions Group00000	98-1672376	BNT Partners TrustBMU.....	NIA.....	BNT Trustee Ltd.	Management.....	..0.000	Bruce FlattNO.....1
.0408 ...	Brookfield Wealth Solutions Group00000	76-0178253	BNT Trustee Ltd.BMU.....	NIA.....	Partners FC Ltd.	Ownership.....	..41.000	Bruce FlattNO.....1
.0408 ...	Brookfield Wealth Solutions Group00000	Boccherini F2 2022-1, LLCDE.....	OTH.....	BAMR US Holdings LLC	Management.....	..0.000	Brookfield Wealth Solutions Ltd.NO.....13
.0408 ...	Brookfield Wealth Solutions Group00000	Boccherini F2 Interco 2022-1, LLCDE.....	OTH.....	Boccherini F2 2022-1, LLC	Ownership.....	100.000 ...	Brookfield Wealth Solutions Ltd.NO.....13
.0408 ...	Brookfield Wealth Solutions Group00000	98-1748101	Boole L.P.CYM.....	OTH.....	American National Insurance Company	Ownership.....	..47.860	Brookfield Wealth Solutions Ltd.NO.....13
.0408 ...	Brookfield Wealth Solutions Group00000	Brahms PP 2022-1, LLCDE.....	OTH.....	BAMR US Holdings LLC	Management.....	..0.000	Brookfield Wealth Solutions Ltd.NO.....13
.0408 ...	Brookfield Wealth Solutions Group00000	Brahms PP Interco 2022-1, LLCDE.....	OTH.....	Brahms PP 2022-1, LLC	Ownership.....	100.000 ...	Brookfield Wealth Solutions Ltd.NO.....13
.0408 ...	Brookfield Wealth Solutions Group00000	98-1728948	BREF VI Cayman 1 LPCYM.....	OTH.....	BAM Re Holdings Ltd.	Management.....	..0.000	Brookfield Wealth Solutions Ltd.NO.....13
.0408 ...	Brookfield Wealth Solutions Group00000	98-1774796	BREF VI Cayman 2 LPCYM.....	OTH.....	BAM Re Holdings Ltd.	Management.....	..0.000	Brookfield Wealth Solutions Ltd.NO.....13
.0408 ...	Brookfield Wealth Solutions Group00000	75-155 5293	Blumont Annuity CompanyCAN.....	..IA.....	Brookfield Annuity Holdings Inc.	Ownership.....	100.000 ...	Brookfield Wealth Solutions Ltd.NO.....1
.0408 ...	Brookfield Wealth Solutions Group00000	Brookfield Annuity Holdings Inc.CAN.....	NIA.....	BAM Re Holdings Ltd.	Ownership.....	100.000 ...	Brookfield Wealth Solutions Ltd.NO.....1
.0408 ...	Brookfield Wealth Solutions Group00000	Brookfield Annuity Loan LPCAN.....	NIA.....	Brookfield Annuity Holdings Inc.	Management.....	..0.000	Brookfield Wealth Solutions Ltd.NO.....13
.0408 ...	Brookfield Wealth Solutions Group00000	38-4088410	Brookfield Annuity US Inc.CAN.....	NIA.....	Blumont Annuity Company	Ownership.....	100.000 ...	Brookfield Wealth Solutions Ltd.NO.....1
.0408 ...	Brookfield Wealth Solutions Group00000	98-1568597	Brookfield Reinsurance Investments LPDE.....	NIA.....	BNRE US Services LLC	Management.....	..0.000	Brookfield Wealth Solutions Ltd.NO.....1
.0408 ...	Brookfield Wealth Solutions Group00000	20-1134768	1837429	NYSE, TSX	Brookfield Wealth Solutions Ltd.BMU.....	NIA.....	BNT Partners Trust	Other.....	..0.000	Bruce FlattNO.....2
.0408 ...	Brookfield Wealth Solutions Group00000	33-3818578	Bventures Holdco LLCDE.....	OTH.....	Chamberlain Blane 2023-1 LLC	Ownership.....	..99.000	Brookfield Wealth Solutions Ltd.NO.....13
.0408 ...	Brookfield Wealth Solutions Group00000	88-1786620	BVentures LeverCo S-B, LLCDE.....	OTH.....	Bventures Holdco LLC	Ownership.....	..86.000	Brookfield Wealth Solutions Ltd.NO.....13
.0408 ...	Brookfield Wealth Solutions Group00000	99-1086362	Bventures TruckCo CDL, LLCDE.....	OTH.....	Chamberlain Blane 2023-1 LLC	Ownership.....	..86.000	Brookfield Wealth Solutions Ltd.NO.....13
.0408 ...	Brookfield Wealth Solutions Group00000	88-1746432	BVentures TruckCo S-C, LLCDE.....	OTH.....	Bventures Holdco LLC	Ownership.....	..86.000	Brookfield Wealth Solutions Ltd.NO.....13
.0408 ...	Brookfield Wealth Solutions Group00000	88-1773069	BVentures VTSCo S-D, LLCDE.....	OTH.....	BVentures Holdco LLC	Ownership.....	..86.700	Brookfield Wealth Solutions Ltd.NO.....13
.0408 ...	Brookfield Wealth Solutions Group00000	Bylsma 2022-1, Ltd.DE.....	OTH.....	Bylsma 2022-1, Ltd.	Ownership.....	100.000 ...	Brookfield Wealth Solutions Ltd.NO.....13
.0408 ...	Brookfield Wealth Solutions Group00000	98-1684989	Bylsma 2022-1, Ltd.CYM.....	OTH.....	American National Insurance Company	Ownership.....	..80.100	Brookfield Wealth Solutions Ltd.NO.....13
.0408 ...	Brookfield Wealth Solutions Group00000	98-1748248	Cantor L.P.CYM.....	OTH.....	American National Insurance Company	Ownership.....	..47.040	Brookfield Wealth Solutions Ltd.NO.....13
.0408 ...	Brookfield Wealth Solutions Group00000	Casals 2022-1, LLCDE.....	OTH.....	Casals 2022-1, Ltd.	Ownership.....	100.000 ...	Brookfield Wealth Solutions Ltd.NO.....13
.0408 ...	Brookfield Wealth Solutions Group00000	98-1685005	Casals 2022-1, Ltd.CYM.....	OTH.....	American National Insurance Company	Ownership.....	..80.100	Brookfield Wealth Solutions Ltd.NO.....13
.0408 ...	Brookfield Wealth Solutions Group00000	99-1515603	Chamberlain Blane 2023-1 Holdco LLCDE.....	OTH.....	BAMR US Holdings LLC	Ownership.....	..50.700	Brookfield Wealth Solutions Ltd.NO.....1
.0408 ...	Brookfield Wealth Solutions Group00000	Chamberlain Blane 2023-1 LLCDE.....	OTH.....	Chamberlain Blane 2023-1 Holdco LLC	Ownership.....	100.000 ...	Brookfield Wealth Solutions Ltd.NO.....13
.0408 ...	Brookfield Wealth Solutions Group00000	33-1775291	D VI Delta Acquisition 2 LLCDE.....	OTH.....	BAMR US Holdings LLC	Management.....	..0.000	Brookfield Wealth Solutions Ltd.NO.....13
.0408 ...	Brookfield Wealth Solutions Group00000	Dupre 2022-1, LLCDE.....	OTH.....	Dupre 2022-1, Ltd.	Ownership.....	100.000 ...	Brookfield Wealth Solutions Ltd.NO.....13
.0408 ...	Brookfield Wealth Solutions Group00000	98-1685038	Dupre 2022-1, Ltd.CYM.....	OTH.....	American National Insurance Company	Ownership.....	100.000 ...	Brookfield Wealth Solutions Ltd.NO.....13

STATEMENT AS OF MARCH 31, 2025 OF THE American National County Mutual Insurance Company

SCHEDULE Y

PART 1A - DETAILS OF INSURANCE HOLDING COMPANY SYSTEM

1	2	3	4	5	6	7	8	9	10	11	12	13	14	15	16
Group Code	Group Name	NAIC Company Code	ID Number	Federal RSSD	CIK	Name of Securities Exchange if Publicly Traded (U.S. or International)	Names of Parent, Subsidiaries Or Affiliates	Domi-ciliary Location	Relation-ship to Reporting Entity	Directly Controlled by (Name of Entity/Person)	Type of Control (Ownership, Board, Management, Attorney-in-Fact, Influence, Other)	If Control is Owner-ship Provide Per-centage	Ultimate Controlling Entity(ies)/Person(s)	Is an SCA Filing Re-quired? (Yes/No)	*
.0408 ...	Brookfield Wealth Solutions Group00000	98-1821933	Eugene Property Holdings Ltd.CYM.....	OTH.....	BAMR US Holdings LLC	Management.....	..0.000	Brookfield Wealth Solutions Ltd.NO.....13
.0408 ...	Brookfield Wealth Solutions Group00000	99-1539863	Ewing Blane 2023-1 Holdco LLCDE.....	OTH.....	BAMR US Holdings LLC	Management.....	..0.000	Brookfield Wealth Solutions Ltd.NO.....1
.0408 ...	Brookfield Wealth Solutions Group00000	Ewing Blane 2023-1 LLCDE.....	OTH.....	Ewing Blane 2023-1 Holdco LLC	Ownership.....	..100.000	Brookfield Wealth Solutions Ltd.NO.....13
.0408 ...	Brookfield Wealth Solutions Group00000	98-1737778	Grace Property Holdings LimitedCYM.....	OTH.....	BAMR US Holdings LLC	Management.....	..0.000	Brookfield Wealth Solutions Ltd.NO.....13
.0408 ...	Brookfield Wealth Solutions Group00000	Grace Reinsurance LtdBMJ.....	NIA.....	Freestone Re Ltd.	Ownership.....	..100.000	Brookfield Wealth Solutions Ltd.NO.....1
.0408 ...	Brookfield Wealth Solutions Group00000	92-3985861	Harrell 2023-1, LLCDE.....	OTH.....	BAMR US Holdings LLC	Management.....	..0.000	Brookfield Wealth Solutions Ltd.NO.....13
.0408 ...	Brookfield Wealth Solutions Group00000	92-4009671	Isserlis 2023-1, LLCDE.....	OTH.....	BAMR US Holdings LLC	Management.....	..0.000	Brookfield Wealth Solutions Ltd.NO.....13
.0408 ...	Brookfield Wealth Solutions Group00000	93-4288766	Johnston 2023-1, LLCDE.....	OTH.....	BAMR US Holdings LLC	Management.....	..0.000	Brookfield Wealth Solutions Ltd.NO.....13
.0408 ...	Brookfield Wealth Solutions Group00000	98-1822873	Jordan Creek Property Holdings Ltd.CYM.....	OTH.....	BAMR US Holdings LLC	Management.....	..0.000	Brookfield Wealth Solutions Ltd.NO.....13
.0408 ...	Brookfield Wealth Solutions Group00000	98-1820559	La Cantera Property Holdings Ltd.CYM.....	OTH.....	BAMR US Holdings LLC	Management.....	..0.000	Brookfield Wealth Solutions Ltd.NO.....13
.0408 ...	Brookfield Wealth Solutions Group00000	33-3669600	LCM E Issuer, LPDE.....	OTH.....	BAMR US Holdings LLC	Management.....	..0.000	Brookfield Wealth Solutions Ltd.NO.....13
.0408 ...	Brookfield Wealth Solutions Group00000	99-4182456	LCM G Issuer, LPDE.....	OTH.....	BAMR US Holdings LLC	Management.....	..0.000	Brookfield Wealth Solutions Ltd.NO.....1
.0408 ...	Brookfield Wealth Solutions Group00000	98-1737739	Lilia Property Holdings Ltd.CYM.....	OTH.....	BAMR US Holdings LLC	Management.....	..0.000	Brookfield Wealth Solutions Ltd.NO.....13
.0408 ...	Brookfield Wealth Solutions Group00000	McCarren 2021-1 Holdco Ltd.CYM.....	OTH.....	McCarren 2021-1 Ltd.	Ownership.....	..100.000	Brookfield Wealth Solutions Ltd.NO.....13
.0408 ...	Brookfield Wealth Solutions Group00000	McCarren 2021-1 Ltd.CYM.....	OTH.....	BAM Re Holdings Ltd.	Ownership.....	..100.000	Brookfield Wealth Solutions Ltd.NO.....13
.0408 ...	Brookfield Wealth Solutions Group00000	Meadow 2021-1 Holdco Ltd.CYM.....	OTH.....	Meadow 2021-1 Ltd.	Ownership.....	..100.000	Brookfield Wealth Solutions Ltd.NO.....13
.0408 ...	Brookfield Wealth Solutions Group00000	Meadow 2021-1 Ltd.CYM.....	OTH.....	BAM Re Holdings Ltd.	Ownership.....	..100.000	Brookfield Wealth Solutions Ltd.NO.....13
.0408 ...	Brookfield Wealth Solutions Group00000	North End Re (Cayman) SPCCYM.....	IA.....	BAM Re Holdings Ltd.	Ownership.....	..100.000	Brookfield Wealth Solutions Ltd.NO.....1
.0408 ...	Brookfield Wealth Solutions Group00000	North End Re Ltd.BMJ.....	IA.....	BAM Re Holdings Ltd.	Ownership.....	..100.000	Brookfield Wealth Solutions Ltd.NO.....1
.0408 ...	Brookfield Wealth Solutions Group00000	98-1737429	One Liberty Plaza Property Holdings LimitedCYM.....	OTH.....	BAMR US Holdings LLC	Management.....	..0.000	Brookfield Wealth Solutions Ltd.NO.....13
.0408 ...	Brookfield Wealth Solutions Group00000	Partners FC II Ltd.BMJ.....	NIA.....	Bruce Flatt	Ownership.....	..100.000	Bruce FlattNO.....
.0408 ...	Brookfield Wealth Solutions Group00000	Partners FC Ltd.BMJ.....	NIA.....	Partners FC II Ltd.	Ownership.....	..100.000	Bruce FlattNO.....
.0408 ...	Brookfield Wealth Solutions Group00000	Prospect 2021-1 Holdco Ltd.CYM.....	OTH.....	Prospect 2021-1 Ltd.	Ownership.....	..100.000	Brookfield Wealth Solutions Ltd.NO.....13
.0408 ...	Brookfield Wealth Solutions Group00000	Prospect 2021-1 Ltd.CYM.....	OTH.....	BAM Re Holdings Ltd.	Ownership.....	..100.000	Brookfield Wealth Solutions Ltd.NO.....13
.0408 ...	Brookfield Wealth Solutions Group00000	99-1363460	RLS Borrower, LLCDE.....	OTH.....	RLS Holdco, LLC	Ownership.....	..100.000	Brookfield Wealth Solutions Ltd.NO.....13
.0408 ...	Brookfield Wealth Solutions Group00000	33-2297899	RLS Series I Borrower LLCDE.....	OTH.....	RLS Holdco LLC	Ownership.....	..100.000	Brookfield Wealth Solutions Ltd.NO.....13
.0408 ...	Brookfield Wealth Solutions Group00000	99-1382199	RLS Holdco, LLCDE.....	OTH.....	American Equity Investment Life Insurance Company	Ownership.....	..54.500	Brookfield Wealth Solutions Ltd.NO.....13
.0408 ...	Brookfield Wealth Solutions Group00000	93-2732031	SG BNRE LLCDE.....	OTH.....	Chamberlain Blane 2023-1 LLC	Ownership.....	..100.000	Brookfield Wealth Solutions Ltd.NO.....13
.0408 ...	Brookfield Wealth Solutions Group00000	88-3971831	TX Galileo LLCDE.....	OTH.....	BAMR US Holdings LLC	Management.....	..0.000	Brookfield Wealth Solutions Ltd.NO.....13
.0408 ...	Brookfield Wealth Solutions Group00000	88-3904685	TX Hooke LLCDE.....	OTH.....	BAMR US Holdings LLC	Management.....	..0.000	Brookfield Wealth Solutions Ltd.NO.....13
.0408 ...	Brookfield Wealth Solutions Group00000	88-3957208	TX Kepler LLCDE.....	OTH.....	BAMR US Holdings LLC	Management.....	..0.000	Brookfield Wealth Solutions Ltd.NO.....13
.0408 ...	Brookfield Wealth Solutions Group00000	88-3921297	TX Leibniz LLCDE.....	OTH.....	BAMR US Holdings LLC	Management.....	..0.000	Brookfield Wealth Solutions Ltd.NO.....13
.0408 ...	Brookfield Wealth Solutions Group00000	88-3871687	TX Newton LLCDE.....	OTH.....	BAMR US Holdings LLC	Management.....	..0.000	Brookfield Wealth Solutions Ltd.NO.....13
.0408 ...	Brookfield Wealth Solutions Group00000	88-3889808	TX Wren LLCDE.....	OTH.....	BAMR US Holdings LLC	Management.....	..0.000	Brookfield Wealth Solutions Ltd.NO.....13
.0408 ...	Brookfield Wealth Solutions Group00000	98-1822653	Tyson's Galleria Property Holdings Ltd.CYM.....	OTH.....	BAMR US Holdings LLC	Management.....	..0.000	Brookfield Wealth Solutions Ltd.NO.....13
.0408 ...	Brookfield Wealth Solutions Group00000	Volta Holdings LPCYM.....	OTH.....	BAMR Holdings Ltd.	Management.....	..0.000	Brookfield Wealth Solutions Ltd.NO.....1
.0408 ...	Brookfield Wealth Solutions Group00000	98-1822700	Willowbrook Property Holdings Ltd.CYM.....	OTH.....	BAMR US Holdings LLC	Management.....	..0.000	Brookfield Wealth Solutions Ltd.NO.....13
.0408 ...	Brookfield Wealth Solutions Group00000	98-1822913	Woodlands Mall Property Holdings Ltd.CYM.....	OTH.....	BAMR US Holdings LLC	Management.....	..0.000	Brookfield Wealth Solutions Ltd.NO.....13
.0408 ...	Brookfield Wealth Solutions Group00000	88-1750592	Bventures ClinicCo S-B, LLCDE.....	OTH.....	Bventures Holdco LLC	Ownership.....	..86.000	Brookfield Wealth Solutions Ltd.NO.....13
.0408 ...	Brookfield Wealth Solutions Group00000	BAMR US Subholdings LLCDE.....	OTH.....	BAMR US Holdings LLC	Ownership.....	..100.000	Brookfield Wealth Solutions Ltd.NO.....1
.0408 ...	Brookfield Wealth Solutions Group00000	92-2064626	BNRE Triangle Merger Sub Inc.DE.....	OTH.....	BNRE Triangle Acquisition Inc.	Ownership.....	..100.000	Brookfield Wealth Solutions Ltd.NO.....1
.0408 ...	Brookfield Wealth Solutions Group00000	33-4149865	Delambre 2025-1 LLCDE.....	OTH.....	BAMR US Subholdings LLC	Management.....	..0.000	Brookfield Wealth Solutions Ltd.NO.....13
.0408 ...	Brookfield Wealth Solutions Group00000	33-4152401	Euclid 2025-1 LLCDE.....	OTH.....	BAMR US Subholdings LLC	Management.....	..0.000	Brookfield Wealth Solutions Ltd.NO.....13
.0408 ...	Brookfield Wealth Solutions Group00000	33-4211096	Fermi 2025-1 LLCDE.....	OTH.....	BAMR US Subholdings LLC	Management.....	..0.000	Brookfield Wealth Solutions Ltd.NO.....13
.0408 ...	Brookfield Wealth Solutions Group00000	33-4183519	BID Diversified LLCDE.....	OTH.....	BAMR US Subholdings LLC	Management.....	..0.000	Brookfield Wealth Solutions Ltd.NO.....13
.0408 ...	Brookfield Wealth Solutions Group00000	BAMR BID III AIV LPDE.....	OTH.....	2022 Ceres Note Issuer LP	Ownership.....	..20.000	Brookfield Wealth Solutions Ltd.NO.....13
.0408 ...	Brookfield Wealth Solutions Group00000	RLS Series I Holdco LLCDE.....	OTH.....	American Equity Investment Life Insurance Company	Ownership.....	..54.500	Brookfield Wealth Solutions Ltd.NO.....13

STATEMENT AS OF MARCH 31, 2025 OF THE American National County Mutual Insurance Company

SCHEDULE Y

PART 1A - DETAILS OF INSURANCE HOLDING COMPANY SYSTEM

1	2	3	4	5	6	7	8	9	10	11	12	13	14	15	16
Group Code	Group Name	NAIC Company Code	ID Number	Federal RSSD	CIK	Name of Securities Exchange if Publicly Traded (U.S. or International)	Names of Parent, Subsidiaries Or Affiliates	Domi-ciliary Location	Relation-ship to Reporting Entity	Directly Controlled by (Name of Entity/Person)	Type of Control (Ownership, Board, Management, Attorney-in-Fact, Influence, Other)	If Control is Owner-ship Provide Percen-tage	Ultimate Controlling Entity(ies)/Person(s)	Is an SCA Filing Re-quired? (Yes/No)	*
. 0408 ...	Brookfield Wealth Solutions Group 00000					Gabetta 2024-1, LLC DE.....	OTH.....	American National Insurance Company	Ownership.....	100.000 ...	Brookfield Wealth Solutions Ltd. NO.....	...13
. 0408 ...	Brookfield Wealth Solutions Group 00000					Gabetta Interco 2024-1, LLC DE.....	OTH.....	Gabetta 2024-1, LLC	Ownership.....	100.000 ...	Brookfield Wealth Solutions Ltd. NO.....	...13
. 0408 ...	Brookfield Wealth Solutions Group 00000					BSI II BWS AIV LP DE.....	OTH.....	BAMR US Holdings LLC	Ownership.....	100.000 ...	Brookfield Wealth Solutions Ltd. NO.....	...13
. 0408 ...	Brookfield Wealth Solutions Group 00000					BEREC GP LimitedBMJ.....	OTH.....	BAM Re UK Holdings Ltd.	Ownership.....	100.000 ...	Brookfield Wealth Solutions Ltd. NO.....	...13
. 0408 ...	Brookfield Wealth Solutions Group 00000					BWS BSREP V KJ Ltd.BMJ.....	OTH.....	BAM Re Holdings Ltd.	Ownership.....	100.000 ...	Brookfield Wealth Solutions Ltd. NO.....	...13
. 0408 ...	Brookfield Wealth Solutions Group 00000	33-2582913 ..				Fresno Farming LLC DE.....	OTH.....	American Equity Investment Life Insurance Company	Ownership.....	100.000 ...	Brookfield Wealth Solutions Ltd. NO.....	...13
. 0408 ...	Brookfield Wealth Solutions Group 00000					Boulder Reinsurance (Cayman) Ltd.CYM.....	OTH.....	American National Group Inc.	Ownership.....	100.000 ...	Brookfield Wealth Solutions Ltd. NO.....	...13
. 0408 ...	Brookfield Wealth Solutions Group 60739	74-0484030 ..	1343722 ..			American National Insurance Company TX.....	IA.....	American National Group Inc.	Ownership.....	100.000 ...	Brookfield Wealth Solutions Ltd. NO.....	...1
. 0408 ...	Brookfield Wealth Solutions Group 71773	75-1016594 ..	1343731 ..			American National Life Insurance Company of Texas TX.....	IA.....	American National Insurance Holdings, Inc.	Ownership.....	100.000 ...	Brookfield Wealth Solutions Ltd. NO.....	...1
. 0408 ...	Brookfield Wealth Solutions Group 63657	22-1700753 ..				Garden State Life Insurance Company TX.....	IA.....	American National Insurance Holdings, Inc.	Ownership.....	100.000 ...	Brookfield Wealth Solutions Ltd. NO.....	...1
. 0408 ...	Brookfield Wealth Solutions Group 63126	14-1400831 ..				American National Life Insurance Company of New York NY.....	IA.....	American National Insurance Holdings, Inc.	Ownership.....	100.000 ...	Brookfield Wealth Solutions Ltd. NO.....	...1
. 0408 ...	Brookfield Wealth Solutions Group 13803	14-1415410 ..				Farm Family Casualty Insurance Company NY.....	IA.....	American National Insurance Holdings, Inc.	Ownership.....	100.000 ...	Brookfield Wealth Solutions Ltd. NO.....	...1
. 0408 ...	Brookfield Wealth Solutions Group 29963	14-1709872 ..				United Farm Family Insurance Company NY.....	IA.....	American National Insurance Holdings, Inc.	Ownership.....	100.000 ...	Brookfield Wealth Solutions Ltd. NO.....	...1
. 0408 ...	Brookfield Wealth Solutions Group 28401	43-1010895 ..	1343946 ..			American National Property and Casualty Company NE.....	IA.....	American National Insurance Holdings, Inc.	Ownership.....	100.000 ...	Brookfield Wealth Solutions Ltd. NO.....	...1
. 0408 ...	Brookfield Wealth Solutions Group 39942	43-1223793 ..				American National General Insurance Company NE.....	IA.....	American National Property and Casualty Company	Ownership.....	100.000 ...	Brookfield Wealth Solutions Ltd. NO.....	...1
. 0408 ...	Brookfield Wealth Solutions Group 29319	43-0617723 ..				American National County Mutual Insurance Company TX.....	RE.....	American National Insurance Company	Management.....	0.000	Brookfield Wealth Solutions Ltd. NO.....	...1
. 0408 ...	Brookfield Wealth Solutions Group 10043	75-2551212 ..				American National Lloyds Insurance Company TX.....	IA.....	ANPAC Lloyds Insurance Management, Inc. ...	Attorney-In-Fact.....	0.000	Brookfield Wealth Solutions Ltd. NO.....	...1
. 0408 ...	Brookfield Wealth Solutions Group 00000	42-1447959 ..	3981379 ..	1039828 ..	NYSE	American National Group Inc. DE.....	NIA.....	ANG MIDCO I LLC	Ownership.....	100.000 ...	Brookfield Wealth Solutions Ltd. NO.....	...1
. 0408 ...	Brookfield Wealth Solutions Group 00000	88-4277274 ..				American National Insurance Holdings, Inc. DE.....	NIA.....	American National Group Inc.	Ownership.....	100.000 ...	Brookfield Wealth Solutions Ltd. NO.....	...1
. 0408 ...	Brookfield Wealth Solutions Group 00000	76-0457938 ..				ANTAC, LLC TX.....	NIA.....	American National Group Inc.	Ownership.....	100.000 ...	Brookfield Wealth Solutions Ltd. NO.....	...1
. 0408 ...	Brookfield Wealth Solutions Group 00000	74-2894432 ..				Alternative Benefit Management, Inc. NV.....	NIA.....	American National Insurance Company	Ownership.....	100.000 ...	Brookfield Wealth Solutions Ltd. NO.....	...1
. 0408 ...	Brookfield Wealth Solutions Group 00000	45-2475493 ..				ANICO Financial Services, Inc. TX.....	NIA.....	American National Insurance Company	Ownership.....	100.000 ...	Brookfield Wealth Solutions Ltd. NO.....	...1
. 0408 ...	Brookfield Wealth Solutions Group 00000	76-0356539 ..				American National Administrators, Inc. TX.....	NIA.....	American National Insurance Holdings, Inc.	Ownership.....	100.000 ...	Brookfield Wealth Solutions Ltd. NO.....	...1
. 0408 ...	Brookfield Wealth Solutions Group 00000	43-1071580 ..				American National Insurance Service Company MO.....	NIA.....	American National Property and Casualty Company	Ownership.....	100.000 ...	Brookfield Wealth Solutions Ltd. NO.....	...1
. 0408 ...	Brookfield Wealth Solutions Group 00000	88-2842497 ..				ANISCO of Washington, LLC WA.....	NIA.....	American National Insurance Service Company	Ownership.....	100.000 ...	Brookfield Wealth Solutions Ltd. NO.....	...1
. 0408 ...	Brookfield Wealth Solutions Group 00000	76-0442824 ..				ANPAC Lloyds Insurance Management, Inc. TX.....	NIA.....	American National Property and Casualty Company	Ownership.....	100.000 ...	Brookfield Wealth Solutions Ltd. NO.....	...1
. 0408 ...	Brookfield Wealth Solutions Group 00000	76-0620853 ..				ANIND TX, LLC TX.....	NIA.....	ANDV 97, LLC	Ownership.....	100.000 ...	Brookfield Wealth Solutions Ltd. NO.....	...1
. 0408 ...	Brookfield Wealth Solutions Group 00000	20-5822860 ..				ANREINV, LLC TX.....	NIA.....	ANDV 97, LLC	Ownership.....	100.000 ...	Brookfield Wealth Solutions Ltd. NO.....	...1
. 0408 ...	Brookfield Wealth Solutions Group 00000	76-0554942 ..				ANDV 97, LLC TX.....	NIA.....	ANTAC, LLC	Ownership.....	100.000 ...	Brookfield Wealth Solutions Ltd. NO.....	...1
. 0408 ...	Brookfield Wealth Solutions Group 00000	45-5303462 ..				ANICO Eagle, LLC TX.....	NIA.....	ANTAC, LLC	Ownership.....	100.000 ...	Brookfield Wealth Solutions Ltd. NO.....	...1
. 0408 ...	Brookfield Wealth Solutions Group 00000					AN/CAN Investments, Inc.CAN.....	NIA.....	ANTAC, LLC	Ownership.....	100.000 ...	Brookfield Wealth Solutions Ltd. NO.....	...1
. 0408 ...	Brookfield Wealth Solutions Group 00000	98-1674569 ..				Freestone Re Ltd.BMJ.....	IA.....	American National Group Inc.	Ownership.....	100.000 ...	Brookfield Wealth Solutions Ltd. NO.....	...1
. 0408 ...	Brookfield Wealth Solutions Group 00000	76-0178253 ..				South Shore Harbour Development, LLC TX.....	NIA.....	ANTAC, LLC	Ownership.....	100.000 ...	Brookfield Wealth Solutions Ltd. NO.....	...1
. 0408 ...	Brookfield Wealth Solutions Group 00000	20-0610755 ..				Standard Plus, Inc. TX.....	NIA.....	American National Insurance Holdings, Inc.	Ownership.....	100.000 ...	Brookfield Wealth Solutions Ltd. NO.....	...1
. 0408 ...	Brookfield Wealth Solutions Group 00000	80-0947060 ..				Town Center Partners, Ltd. TX.....	NIA.....	TC Blvd. Partners, LLC	Management.....	0.000	Brookfield Wealth Solutions Ltd. NO.....	...1
. 0408 ...	Brookfield Wealth Solutions Group 00000	76-0444990 ..				Town and Country Partnership TX.....	NIA.....	ANDV 97, LLC	Ownership.....	72.200 ...	Brookfield Wealth Solutions Ltd. NO.....	...1
. 0408 ...	Brookfield Wealth Solutions Group 00000	46-3426560 ..				TC Blvd. Partners, LLC TX.....	NIA.....	ANICO Eagle, LLC	Ownership.....	87.700 ...	Brookfield Wealth Solutions Ltd. NO.....	...1

STATEMENT AS OF MARCH 31, 2025 OF THE American National County Mutual Insurance Company

SCHEDULE Y

PART 1A - DETAILS OF INSURANCE HOLDING COMPANY SYSTEM

1	2	3	4	5	6	7	8	9	10	11	12	13	14	15	16
Group Code	Group Name	NAIC Company Code	ID Number	Federal RSSD	CIK	Name of Securities Exchange if Publicly Traded (U.S. or International)	Names of Parent, Subsidiaries Or Affiliates	Domi-ciliary Location	Relation-ship to Reporting Entity	Directly Controlled by (Name of Entity/Person)	Type of Control (Ownership, Board, Management, Attorney-in-Fact, Influence, Other)	If Control is Owner-ship Provide Percen-tage	Ultimate Controlling Entity(ies)/Person(s)	Is an SCA Filing Re-quired? (Yes/No)	*
. 0408 ...	Brookfield Wealth Solutions Group00000	46-3432650 ..				TC Blvd. Partners II, LLC TX.....NIA.....	ANICO Eagle, LLC	Ownership.....	..95.000	Brookfield Wealth Solutions Ltd.NO.....1
. 0408 ...	Brookfield Wealth Solutions Group00000	20-8243164 ..				MRPL Retail Partners, Ltd. (Shops at Bella Terra) TX.....NIA.....	ANICO Eagle, LLC	Ownership.....	..100.000	Brookfield Wealth Solutions Ltd.NO.....1
. 0408 ...	Brookfield Wealth Solutions Group00000	20-4937509 ..				Germann Road Land Development, LLC CO.....NIA.....	ANICO Eagle, LLC	Ownership.....	..100.000	Brookfield Wealth Solutions Ltd.NO.....1
. 0408 ...	Brookfield Wealth Solutions Group00000	83-2964071 ..				Eagle Tri County LLC TX.....NIA.....	Eagle IND., LP	Ownership.....	..100.000	Brookfield Wealth Solutions Ltd.NO.....1
. 0408 ...	Brookfield Wealth Solutions Group00000	76-0621069 ..				Eagle IND., L.P. TX.....NIA.....	ANIND TX, LLC	Management.....	..0.000	Brookfield Wealth Solutions Ltd.NO.....1
. 0408 ...	Brookfield Wealth Solutions Group00000	83-2990147 ..				Eagle Burleson Park LLC TX.....NIA.....	Eagle IND., LP	Ownership.....	..100.000	Brookfield Wealth Solutions Ltd.NO.....1
. 0408 ...	Brookfield Wealth Solutions Group00000					Chipman Industrial Park No. 1 Inc.CAN.....NIA.....	Chipman Development Corporation	Ownership.....	..100.000	Brookfield Wealth Solutions Ltd.NO.....1
. 0408 ...	Brookfield Wealth Solutions Group00000					Chipman Holdings, Inc.CAN.....NIA.....	AN/CAN Investments, Inc.	Ownership.....	..100.000	Brookfield Wealth Solutions Ltd.NO.....1
. 0408 ...	Brookfield Wealth Solutions Group00000					Chipman Development CorporationCAN.....NIA.....	AN/CAN Investments, Inc.	Ownership.....	..100.000	Brookfield Wealth Solutions Ltd.NO.....1
. 0408 ...	Brookfield Wealth Solutions Group00000					Canadian Cottage Company Ltd.CAN.....NIA.....	Chipman Holdings, Inc.	Ownership.....	..100.000	Brookfield Wealth Solutions Ltd.NO.....1
. 0408 ...	Brookfield Wealth Solutions Group00000	93-2850635 ..				American National Group Services, LLCDE.....NIA.....	American National Group Inc.	Ownership.....	..100.000	Brookfield Wealth Solutions Ltd.NO.....1
. 0408 ...	Brookfield Wealth Solutions Group00000					ANTAC Core CRE, LLC TX.....OTH.....	ANTAC, LLC	Ownership.....	..100.000	Brookfield Wealth Solutions Ltd.NO.....13
. 0408 ...	Brookfield Wealth Solutions Group00000	98-1737422 ..				Family Core Holdings Ltd.CYM.....OTH.....	Farm Family Casualty Insurance Company ...	Ownership.....	..100.000	Brookfield Wealth Solutions Ltd.NO.....13
. 0408 ...	Brookfield Wealth Solutions Group00000					South Shore Service Center, LLC TX.....NIA.....	Farm Family Casualty Insurance Company ...	Ownership.....	..100.000	Brookfield Wealth Solutions Ltd.NO.....1
. 0408 ...	Brookfield Wealth Solutions Group00000	26-4431276 ..				ANCAP Jasper, LLC SC.....NIA.....	ANICO Eagle, LLC	Ownership.....	..100.000	Brookfield Wealth Solutions Ltd.NO.....1
. 0408 ...	Brookfield Wealth Solutions Group00000	26-4730727 ..				ANCAP Jasper II, LLC SC.....NIA.....	ANICO Eagle, LLC	Ownership.....	..100.000	Brookfield Wealth Solutions Ltd.NO.....1
. 0408 ...	Brookfield Wealth Solutions Group00000	99-0897384 ..				ANICO RE0 LLC TX.....NIA.....	American National Insurance Company	Ownership.....	..100.000	Brookfield Wealth Solutions Ltd.NO.....1
. 0408 ...	Brookfield Wealth Solutions Group00000	99-1888471 ..				ANICO RE0 C2 Owner LLC TX.....NIA.....	American National Insurance Company	Ownership.....	..100.000	Brookfield Wealth Solutions Ltd.NO.....1
. 0408 ...	Brookfield Wealth Solutions Group00000	99-1291933 ..				ANICO RE0 St. James Owner LLC TX.....NIA.....	American National Insurance Company	Ownership.....	..100.000	Brookfield Wealth Solutions Ltd.NO.....1
. 0408 ...	Brookfield Wealth Solutions Group00000					1363015 Alberta Ltd.CAN.....NIA.....	Chipman Development Corporation	Ownership.....	..100.000	Brookfield Wealth Solutions Ltd.NO.....1
. 0408 ...	Brookfield Wealth Solutions Group00000	20-8668116 ..				121 Village, Ltd. TX.....NIA.....	ANREINV, LLC	Management.....	..0.000	Brookfield Wealth Solutions Ltd.NO.....1
. 0408 ...	Brookfield Wealth Solutions Group00000	36-4814921 ..				121 Village Lots 2/3, Ltd. TX.....NIA.....	ANREINV, LLC	Management.....	..0.000	Brookfield Wealth Solutions Ltd.NO.....1
. 0408 ...	Brookfield Wealth Solutions Group00000	87-3288802 ..				121 Village Corner Development, Ltd. TX.....NIA.....	ANREINV, LLC	Management.....	..0.000	Brookfield Wealth Solutions Ltd.NO.....1
. 0408 ...	Brookfield Wealth Solutions Group00000					BOULDER REINSURANCE (CAYMAN) LTDCYM.....OTH.....	American National Group Inc.	Ownership.....	..100.000	Brookfield Wealth Solutions Ltd.NO.....13
. 0408 ...	Brookfield Wealth Solutions Group00000	99-5016931 ..				American National Assignment Company LLC TX.....NIA.....	American National Insurance Company	Ownership.....	..100.000	Brookfield Wealth Solutions Ltd.NO.....1
. 0408 ...	Brookfield Wealth Solutions Group00000					AE Paces GP, LLC TX.....NIA.....	ANICO Eagle, LLC	Ownership.....	..100.000	Brookfield Wealth Solutions Ltd.NO.....1
. 0408 ...	Brookfield Wealth Solutions Group00000					Griffin Topco LLC DE.....OTH.....	American National Insurance Company	Ownership.....	..100.000	Brookfield Wealth Solutions Ltd.NO.....13
. 0408 ...	Brookfield Wealth Solutions Group00000					Griffin Subco LLC DE.....OTH.....	Griffin Topco LLC	Ownership.....	..100.000	Brookfield Wealth Solutions Ltd.NO.....13
. 0408 ...	Brookfield Wealth Solutions Group00000					AE Livermore GP, LLC TX.....NIA.....	ANICO Eagle, LLC	Ownership.....	..100.000	Brookfield Wealth Solutions Ltd.NO.....1
. 0408 ...	Brookfield Wealth Solutions Group00000					AE Capstone GP, LLC TX.....NIA.....	ANICO Eagle, LLC	Ownership.....	..100.000	Brookfield Wealth Solutions Ltd.NO.....1
. 0408 ...	Brookfield Wealth Solutions Group92738	42-1153896 ..				American Equity Investment Life Insurance Company IA.....IA.....	American National Group Inc.	Ownership.....	..100.000	Brookfield Wealth Solutions Ltd.NO.....1
. 0408 ...	Brookfield Wealth Solutions Group11135	22-3762465 ..				American Equity Investment Life Insurance Company of New York NY.....IA.....	American Equity Investment Life Insurance Company	Ownership.....	..100.000	Brookfield Wealth Solutions Ltd.NO.....1
. 0408 ...	Brookfield Wealth Solutions Group13183	26-3218907 ..				Eagle Life Insurance Company IA.....IA.....	American Equity Investment Life Insurance Company	Ownership.....	..100.000	Brookfield Wealth Solutions Ltd.NO.....1
. 0408 ...	Brookfield Wealth Solutions Group17189	87-2625017 ..				AEL Re Vermont, Inc. VT.....IA.....	American Equity Investment Life Insurance Company	Ownership.....	..100.000	Brookfield Wealth Solutions Ltd.NO.....1
. 0408 ...	Brookfield Wealth Solutions Group17553	93-3948200 ..				AEL Re Vermont II, Inc. VT.....IA.....	American Equity Investment Life Insurance Company	Ownership.....	..100.000	Brookfield Wealth Solutions Ltd.NO.....1
. 0408 ...	Brookfield Wealth Solutions Group17722	33-1590174 ..				AEL Re Vermont III, Inc. VT.....IA.....	American National Group Inc.	Ownership.....	..100.000	Brookfield Wealth Solutions Ltd.NO.....1
. 0408 ...	Brookfield Wealth Solutions Group71323	75-1168687 ..				Entrada Life Insurance Company AZ.....IA.....	American National Group Inc.	Ownership.....	..100.000	Brookfield Wealth Solutions Ltd.NO.....1
. 0408 ...	Brookfield Wealth Solutions Group00000	27-0413288 ..				AERL, LC IA.....NIA.....	American Equity Investment Life Insurance Company	Ownership.....	..100.000	Brookfield Wealth Solutions Ltd.NO.....1
. 0408 ...	Brookfield Wealth Solutions Group00000	88-0711676 ..				BH JV Multifamily Investors, LLC DE.....NIA.....	Company	Ownership.....	..95.000	Brookfield Wealth Solutions Ltd.NO.....1
. 0408 ...	Brookfield Wealth Solutions Group00000					Vantage at Westover Parent, LLC DE.....NIA.....	BH JV Multifamily Investors, LLC	Ownership.....	..85.560	Brookfield Wealth Solutions Ltd.NO.....1
. 0408 ...	Brookfield Wealth Solutions Group00000					Stonecastle Apartments Holdings, LLC DE.....NIA.....	BH JV Multifamily Investors, LLC	Ownership.....	..80.020	Brookfield Wealth Solutions Ltd.NO.....1

STATEMENT AS OF MARCH 31, 2025 OF THE American National County Mutual Insurance Company

SCHEDULE Y
PART 1A - DETAILS OF INSURANCE HOLDING COMPANY SYSTEM

1	2	3	4	5	6	7	8	9	10	11	12	13	14	15	16
Group Code	Group Name	NAIC Company Code	ID Number	Federal RSSD	CIK	Name of Securities Exchange if Publicly Traded (U.S. or International)	Names of Parent, Subsidiaries Or Affiliates	Domi-ciliary Location	Relation-ship to Reporting Entity	Directly Controlled by (Name of Entity/Person)	Type of Control (Ownership, Board, Management, Attorney-in-Fact, Influence, Other)	If Control is Owner-ship Provide Percen-tage	Ultimate Controlling Entity(ies)/Person(s)	Is an SCA Filing Re-quired? (Yes/No)	*
. 0408 ...	Brookfield Wealth Solutions Group 00000	Residential Investment Trust DE..... NIA.....	American Equity Investment Life Insurance Company	Ownership.....	.. 100.000 ...	Brookfield Wealth Solutions Ltd. NO.....	... 1
. 0408 ...	Brookfield Wealth Solutions Group 00000	Residential Investment Trust III DE..... NIA.....	American Equity Investment Life Insurance Company	Ownership.....	.. 100.000 ...	Brookfield Wealth Solutions Ltd. NO.....	... 1
. 0408 ...	Brookfield Wealth Solutions Group 00000	Residential Investment Trust IV DE..... NIA.....	American Equity Investment Life Insurance Company	Ownership.....	.. 100.000 ...	Brookfield Wealth Solutions Ltd. NO.....	... 1
. 0408 ...	Brookfield Wealth Solutions Group 00000	Residential Investment Trust –Berm FW DE..... NIA.....	American Equity Investment Life Insurance Company	Ownership.....	.. 100.000 ...	Brookfield Wealth Solutions Ltd. NO.....	... 1
. 0408 ...	Brookfield Wealth Solutions Group 00000	Residential Investment Trust III – Berm FW DE..... NIA.....	American Equity Investment Life Insurance Company	Ownership.....	.. 100.000 ...	Brookfield Wealth Solutions Ltd. NO.....	... 1
. 0408 ...	Brookfield Wealth Solutions Group 00000	Residential Investment Trust IV – Berm FW DE..... NIA.....	American Equity Investment Life Insurance Company	Ownership.....	.. 100.000 ...	Brookfield Wealth Solutions Ltd. NO.....	... 1
. 0408 ...	Brookfield Wealth Solutions Group 00000	Residential Investment Trust III – Verm FW DE..... NIA.....	American Equity Investment Life Insurance Company	Ownership.....	.. 100.000 ...	Brookfield Wealth Solutions Ltd. NO.....	... 1
. 0408 ...	Brookfield Wealth Solutions Group 00000	ISQ Ace Fund, LLC DE..... NIA.....	American Equity Investment Life Insurance Company	Ownership.....	.. 98.000 ...	Brookfield Wealth Solutions Ltd. NO.....	... 1
. 0408 ...	Brookfield Wealth Solutions Group 00000 ...	92-1992151	BH JV (Berm FW) Multifamily Investors, LLC DE..... NIA.....	American Equity Investment Life Insurance Company	Ownership.....	.. 95.000 ...	Brookfield Wealth Solutions Ltd. NO.....	... 1
. 0408 ...	Brookfield Wealth Solutions Group 00000 ...	92-1610110	Ace Fund Holdings LLC DE..... NIA.....	American Equity Investment Life Insurance Company	Ownership.....	.. 92.900 ...	Brookfield Wealth Solutions Ltd. NO.....	... 1
. 0408 ...	Brookfield Wealth Solutions Group 00000	Vantage at Westover Parent, LLC DE..... NIA.....	BH JV (Berm FW) Multifamily Investors, LLC	Ownership.....	.. 14.440 ...	Brookfield Wealth Solutions Ltd. NO.....	... 1
. 0408 ...	Brookfield Wealth Solutions Group 00000	Vantage at Westover Owner, LLC DE..... NIA.....	Vantage at Westover Parent, LLC	Ownership.....	.. 100.000 ...	Brookfield Wealth Solutions Ltd. NO.....	... 1
. 0408 ...	Brookfield Wealth Solutions Group 00000	Stonecastle Apartments Holdings, LLC DE..... NIA.....	BH JV (Berm FW) Multifamily Investors, LLC	Ownership.....	.. 19.980 ...	Brookfield Wealth Solutions Ltd. NO.....	... 1
. 0408 ...	Brookfield Wealth Solutions Group 00000	PBJ Stonecastle, LLC DE..... NIA.....	Stonecastle Apartments Holdings, LLC	Ownership.....	.. 100.000 ...	Brookfield Wealth Solutions Ltd. NO.....	... 1
. 0408 ...	Brookfield Wealth Solutions Group 00000 ...	88-4253582	M-A LPI Holdings, LLC DE..... NIA.....	American Equity Investment Life Insurance Company	Ownership.....	.. 84.270 ...	Brookfield Wealth Solutions Ltd. NO.....	... 1
. 0408 ...	Brookfield Wealth Solutions Group 00000	Residential Investment Trust II DE..... NIA.....	Eagle Life Insurance Company	Ownership.....	.. 100.000 ...	Brookfield Wealth Solutions Ltd. NO.....	... 1
. 0408 ...	Brookfield Wealth Solutions Group 00000	Residential Investment Trust III-E DE..... NIA.....	Eagle Life Insurance Company	Ownership.....	.. 100.000 ...	Brookfield Wealth Solutions Ltd. NO.....	... 1
. 0408 ...	Brookfield Wealth Solutions Group 00000	Residential Investment Trust V DE..... NIA.....	Eagle Life Insurance Company	Ownership.....	.. 100.000 ...	Brookfield Wealth Solutions Ltd. NO.....	... 1
. 0408 ...	Brookfield Wealth Solutions Group 00000 ...	88-4253582	M-A LPI Holdings, LLC DE..... NIA.....	Eagle Life Insurance Company	Ownership.....	.. 5.730 ...	Brookfield Wealth Solutions Ltd. NO.....	... 1
. 0408 ...	Brookfield Wealth Solutions Group 00000 ...	88-4247932	M-LPI Resort Holdings, LLC DE..... NIA.....	M-A LPI Holdings, LLC	Ownership.....	.. 80.000 ...	Brookfield Wealth Solutions Ltd. NO.....	... 1
. 0408 ...	Brookfield Wealth Solutions Group 00000 ...	92-1610110	Ace Fund Holdings LLC DE..... NIA.....	Eagle Life Insurance Company	Ownership.....	.. 7.100 ...	Brookfield Wealth Solutions Ltd. NO.....	... 1
. 0408 ...	Brookfield Wealth Solutions Group 00000 ...	92-0856342	M-LPI Resort Owner, LLC DE..... NIA.....	M-LPI Resort Holdings, LLC	Ownership.....	.. 100.000 ...	Brookfield Wealth Solutions Ltd. NO.....	... 1
. 0408 ...	Brookfield Wealth Solutions Group 00000 ...	85-4289437	AE Capital, LLC IA..... NIA.....	American National Group Inc.	Ownership.....	.. 100.000 ...	Brookfield Wealth Solutions Ltd. NO.....	... 1
. 0408 ...	Brookfield Wealth Solutions Group 00000 ...	98-1640447	AEL Re Bermuda Ltd BMU..... IA.....	American National Group Inc.	Ownership.....	.. 100.000 ...	Brookfield Wealth Solutions Ltd. NO.....	... 1
. 0408 ...	Brookfield Wealth Solutions Group 00000 ...	42-6593040	American Equity Capital Trust II DE..... NIA.....	American National Group Inc.	Ownership.....	.. 100.000 ...	Brookfield Wealth Solutions Ltd. NO.....	... 1
. 0408 ...	Brookfield Wealth Solutions Group 00000 ...	42-1461598	American Equity Investment Properties, L.C. IA..... NIA.....	American National Group Inc.	Ownership.....	.. 100.000 ...	Brookfield Wealth Solutions Ltd. NO.....	... 1
. 0408 ...	Brookfield Wealth Solutions Group 00000 ...	86-1532673	High Trestle Investment Management, LLC IA..... NIA.....	American National Group Inc.	Ownership.....	.. 100.000 ...	Brookfield Wealth Solutions Ltd. NO.....	... 1
. 0408 ...	Brookfield Wealth Solutions Group 00000 ...	88-3749240	North Wolf Bay Holdings, LLC DE..... NIA.....	American National Group Inc.	Ownership.....	.. 100.000 ...	Brookfield Wealth Solutions Ltd. NO.....	... 1
. 0408 ...	Brookfield Wealth Solutions Group 00000 ...	87-2713076	NC Securities Holdco, LLC NC..... NIA.....	American National Group Inc.	Ownership.....	.. 100.000 ...	Brookfield Wealth Solutions Ltd. NO.....	... 1
. 0408 ...	Brookfield Wealth Solutions Group 00000 ...	88-1750592	BVentures ClinicCo S-B, LLC DE..... OTH.....	Chamberlain Blane 2023-1 LLC	Ownership.....	.. 85.990 ...	Brookfield Wealth Solutions Ltd. NO.....	... 13 ...
. 0408 ...	Brookfield Wealth Solutions Group 00000 ...	88-3743138	AEL Financial Services, LLC NC..... NIA.....	NC Securities Holdco, LLC	Ownership.....	.. 100.000 ...	Brookfield Wealth Solutions Ltd. NO.....	... 1
. 0408 ...	Brookfield Wealth Solutions Group 00000 ...	89-0214719	Argo Group International Holdings, Inc. DE..... NIA.....	BNRE Triangle Acquisition Inc.	Ownership.....	.. 100.000 ...	Brookfield Wealth Solutions Ltd. NO.....	... 1
. 0408 ...	Brookfield Wealth Solutions Group 00000 ...	30-6079295	PXRE Capital Statutory Trust II CT..... OTH.....	Argo Group International Holdings, Inc. ...	Ownership.....	.. 100.000 ...	Brookfield Wealth Solutions Ltd. NO.....	... 1
. 0408 ...	Brookfield Wealth Solutions Group 00000 ...	30-6078985	PXRE Capital Statutory Trust VI DE..... OTH.....	Argo Group International Holdings, Inc. ...	Ownership.....	.. 100.000 ...	Brookfield Wealth Solutions Ltd. NO.....	... 1
. 0408 ...	Brookfield Wealth Solutions Group 00000	Ariel Re Property & Casualty GBR..... NIA.....	Argo Group International Holdings, Inc. ...	Ownership.....	.. 100.000 ...	Brookfield Wealth Solutions Ltd. NO.....	... 1
. 0408 ...	Brookfield Wealth Solutions Group 00000 ...	98-0518572	Argo Re Ltd. BMU..... NIA.....	Argo Group International Holdings, Inc. ...	Ownership.....	.. 100.000 ...	Brookfield Wealth Solutions Ltd. NO.....	... 1
. 0408 ...	Brookfield Wealth Solutions Group 00000 ...	98-0214301	PXRE Reinsurance (Barbados), Ltd. BRB..... NIA.....	Argo Re Ltd.	Ownership.....	.. 100.000 ...	Brookfield Wealth Solutions Ltd. NO.....	... 1

STATEMENT AS OF MARCH 31, 2025 OF THE American National County Mutual Insurance Company

SCHEDULE Y
PART 1A - DETAILS OF INSURANCE HOLDING COMPANY SYSTEM

1	2	3	4	5	6	7	8	9	10	11	12 Type of Control (Ownership, Board, Management, Attorney-in-Fact, Influence, Other)	13 If Control is Owner- ship Provide Percen- tage	14 Ultimate Controlling Entity(ies)/Person(s)	15 Is an SCA Filing Re- quired? (Yes/No)	16 *
Group Code	Group Name	NAIC Company Code	ID Number	Federal RSSD	CIK	Name of Securities Exchange if Publicly Traded (U.S. or International)	Names of Parent, Subsidiaries Or Affiliates	Domi- ciliary Loca- tion	Relation- ship to Reporting Entity	Directly Controlled by (Name of Entity/Person)					
. 0408 ...	Brookfield Wealth Solutions Group 00000	Argo Re Escritório de Representação no Brasil Ltda.	..BRA.....NIA.....	Argo Re Ltd.	Ownership.....	..100.000 ...	Brookfield Wealth Solutions Ltd. NO.....	... 1
. 0408 ...	Brookfield Wealth Solutions Group 00000	Argo Insurance Services Bermuda, Ltd.BMU.....NIA.....	Argo Re Ltd.	Ownership.....	..100.000 ...	Brookfield Wealth Solutions Ltd. NO.....	... 1
. 0408 ...	Brookfield Wealth Solutions Group 00000	98-0618574	Argo Irish Holdings I Ltd.BMU.....OTH.....	Argo Re Ltd.	Ownership.....	..100.000 ...	Brookfield Wealth Solutions Ltd. NO.....	... 1
. 0408 ...	Brookfield Wealth Solutions Group 00000	98-0655693	Argo Irish Holdings IIBMU.....OTH.....	Argo Irish Holdings I Ltd.	Ownership.....	..100.000 ...	Brookfield Wealth Solutions Ltd. NO.....	... 1
. 0408 ...	Brookfield Wealth Solutions Group 00000	Argo International Holdings LimitedGBR.....NIA.....	Argo Re Ltd.	Ownership.....	..100.000 ...	Brookfield Wealth Solutions Ltd. NO.....	... 1
. 0408 ...	Brookfield Wealth Solutions Group 00000	ArgoGlobal Assicurazioni S.p.A.ITA.....IA.....	Argo International Holdings Limited	Ownership.....	..100.000 ...	Brookfield Wealth Solutions Ltd. NO.....	... 1
. 0408 ...	Brookfield Wealth Solutions Group 00000	06-1183996	Argo Group US, Inc.DE.....NIA.....	Argo Financial Holding (Ireland) UC	Ownership.....	..100.000 ...	Brookfield Wealth Solutions Ltd. NO.....	... 1
. 0408 ...	Brookfield Wealth Solutions Group 00000	74-6527228	Argonaut Group Statutory TrustCT.....OTH.....	Argo Group US, Inc.	Ownership.....	..100.000 ...	Brookfield Wealth Solutions Ltd. NO.....	... 1
. 0408 ...	Brookfield Wealth Solutions Group 00000	Argonaut Group Statutory Trust IIIDE.....OTH.....	Argo Group US, Inc.	Ownership.....	..100.000 ...	Brookfield Wealth Solutions Ltd. NO.....	... 1
. 0408 ...	Brookfield Wealth Solutions Group 00000	Argonaut Group Statutory Trust IVDE.....OTH.....	Argo Group US, Inc.	Ownership.....	..100.000 ...	Brookfield Wealth Solutions Ltd. NO.....	... 1
. 0408 ...	Brookfield Wealth Solutions Group 00000	Argonaut Group Statutory Trust VDE.....OTH.....	Argo Group US, Inc.	Ownership.....	..100.000 ...	Brookfield Wealth Solutions Ltd. NO.....	... 1
. 0408 ...	Brookfield Wealth Solutions Group 00000	Argonaut Group Statutory Trust VICT.....OTH.....	Argo Group US, Inc.	Ownership.....	..100.000 ...	Brookfield Wealth Solutions Ltd. NO.....	... 1
. 0408 ...	Brookfield Wealth Solutions Group 00000	Argonaut Group Statutory Trust VIIDE.....OTH.....	Argo Group US, Inc.	Ownership.....	..100.000 ...	Brookfield Wealth Solutions Ltd. NO.....	... 1
. 0408 ...	Brookfield Wealth Solutions Group 00000	Argonaut Group Statutory Trust VIIIDE.....OTH.....	Argo Group US, Inc.	Ownership.....	..100.000 ...	Brookfield Wealth Solutions Ltd. NO.....	... 1
. 0408 ...	Brookfield Wealth Solutions Group 00000	Argonaut Group Statutory Trust IXDE.....OTH.....	Argo Group US, Inc.	Ownership.....	..100.000 ...	Brookfield Wealth Solutions Ltd. NO.....	... 1
. 0408 ...	Brookfield Wealth Solutions Group 00000	Argonaut Group Statutory Trust XDE.....OTH.....	Argo Group US, Inc.	Ownership.....	..100.000 ...	Brookfield Wealth Solutions Ltd. NO.....	... 1
. 0408 ...	Brookfield Wealth Solutions Group 00000	74-2999179	BP&C Shared Services, Inc.DE.....OTH.....	Argo Group US, Inc.	Ownership.....	..100.000 ...	Brookfield Wealth Solutions Ltd. NO.....	... 1
. 0408 ...	Brookfield Wealth Solutions Group 12600	20-1991050	ARIS Title Insurance CorporationNY.....IA.....	Argo Group US, Inc.	Ownership.....	..100.000 ...	Brookfield Wealth Solutions Ltd. NO.....	... 1
. 0408 ...	Brookfield Wealth Solutions Group 00000	74-2948177	Trident Insurance Services, L.L.C.TX.....NIA.....	Argo Group US, Inc.	Ownership.....	..100.000 ...	Brookfield Wealth Solutions Ltd. NO.....	... 1
. 0408 ...	Brookfield Wealth Solutions Group 00000	04-2442943	Alteris Insurance Services, Inc.MA.....NIA.....	Argo Group US, Inc.	Ownership.....	..100.000 ...	Brookfield Wealth Solutions Ltd. NO.....	... 1
. 0408 ...	Brookfield Wealth Solutions Group 19801	94-1390273	Argonaut Insurance CompanyNE.....IA.....	Argo Group US, Inc.	Ownership.....	..100.000 ...	Brookfield Wealth Solutions Ltd. NO.....	... 1
. 0408 ...	Brookfield Wealth Solutions Group 19828	36-2489372	Argonaut-Midwest Insurance CompanyNE.....IA.....	Argonaut Insurance Company	Ownership.....	..100.000 ...	Brookfield Wealth Solutions Ltd. NO.....	... 1
. 0408 ...	Brookfield Wealth Solutions Group 19860	37-0301640	Argonaut Great Central Insurance CompanyNE.....IA.....	Argonaut Insurance Company	Ownership.....	..100.000 ...	Brookfield Wealth Solutions Ltd. NO.....	... 1
. 0408 ...	Brookfield Wealth Solutions Group 39993	54-1423096	Colony Insurance CompanyNE.....IA.....	Argonaut Insurance Company	Ownership.....	..100.000 ...	Brookfield Wealth Solutions Ltd. NO.....	... 1
. 0408 ...	Brookfield Wealth Solutions Group 34118	65-0075940	Peleus Insurance CompanyNE.....IA.....	Colony Insurance Company	Ownership.....	..100.000 ...	Brookfield Wealth Solutions Ltd. NO.....	... 1
. 0408 ...	Brookfield Wealth Solutions Group 36927	34-1266871	Colony Specialty Insurance CompanyNE.....IA.....	Colony Insurance Company	Ownership.....	..100.000 ...	Brookfield Wealth Solutions Ltd. NO.....	... 1
. 0408 ...	Brookfield Wealth Solutions Group 35505	25-1620138	Rockwood Casualty Insurance CompanyPA.....IA.....	Argo Group US, Inc.	Ownership.....	..100.000 ...	Brookfield Wealth Solutions Ltd. NO.....	... 1
. 0408 ...	Brookfield Wealth Solutions Group 10726	23-2904771	Somerset Casualty Insurance CompanyPA.....IA.....	Rockwood Casualty Insurance Company	Ownership.....	..100.000 ...	Brookfield Wealth Solutions Ltd. NO.....	... 1

Asterisk	Explanation
1	Bruce Platt is an ultimate controlling person.
2	BNT Partners Trust owns 100% of the Class B Limited Voting Shares of Brookfield Wealth Solutions Ltd.
3	Investment Special Purpose Vehicle

PART 1 - LOSS EXPERIENCE

Line of Business		Current Year to Date			4 Prior Year to Date Direct Loss Percentage
		1 Direct Premiums Earned	2 Direct Losses Incurred	3 Direct Loss Percentage	
1.	Fire				
2.1	Allied Lines				
2.2	Multiple peril crop				
2.3	Federal flood				
2.4	Private crop				
2.5	Private flood				
3.	Farmowners multiple peril				
4.	Homeowners multiple peril				
5.1	Commercial multiple peril (non-liability portion)				
5.2	Commercial multiple peril (liability portion)				
6.	Mortgage guaranty				
8.	Ocean marine				
9.1	Inland marine	120			
9.2	Pet insurance				
10.	Financial guaranty				
11.1	Medical professional liability - occurrence				
11.2	Medical professional liability - claims-made				
12.	Earthquake				
13.1	Comprehensive (hospital and medical) individual				
13.2	Comprehensive (hospital and medical) group				
14.	Credit accident and health				
15.1	Vision only				
15.2	Dental only				
15.3	Disability income				
15.4	Medicare supplement				
15.5	Medicaid Title XIX				
15.6	Medicare Title XVIII				
15.7	Long-term care				
15.8	Federal employees health benefits plan				
15.9	Other health				
16.	Workers' compensation				
17.1	Other liability - occurrence				
17.2	Other liability - claims-made				
17.3	Excess workers' compensation				
18.1	Products liability - occurrence				
18.2	Products liability - claims-made				
19.1	Private passenger auto no-fault (personal injury protection)	69,373	59,375	85.6	26.1
19.2	Other private passenger auto liability	3,566,602	1,757,645	49.3	40.3
19.3	Commercial auto no-fault (personal injury protection)	9,266	30,000	323.8	(3.0)
19.4	Other commercial auto liability	571,397	355,828	62.3	30.2
21.1	Private passenger auto physical damage	3,706,448	1,427,959	38.5	52.0
21.2	Commercial auto physical damage	256,012	116,909	45.7	80.8
22.	Aircraft (all perils)				
23.	Fidelity				
24.	Surety				
26.	Burglary and theft				
27.	Boiler and machinery				
28.	Credit				
29.	International				
30.	Warranty				
31.	Reinsurance - Nonproportional Assumed Property	XXX	XXX	XXX	XXX
32.	Reinsurance - Nonproportional Assumed Liability	XXX	XXX	XXX	XXX
33.	Reinsurance - Nonproportional Assumed Financial Lines	XXX	XXX	XXX	XXX
34.	Aggregate write-ins for other lines of business				
35.	Totals	8,179,218	3,747,716	45.8	46.4
DETAILS OF WRITE-INS					
3401.				
3402.				
3403.				
3498.	Summary of remaining write-ins for Line 34 from overflow page				
3499.	Totals (Lines 3401 through 3403 plus 3498)(Line 34 above)				

PART 2 - DIRECT PREMIUMS WRITTEN

Line of Business		1 Current Quarter	2 Current Year to Date	3 Prior Year Year to Date
1.	Fire			
2.1	Allied Lines			
2.2	Multiple peril crop			
2.3	Federal flood			
2.4	Private crop			
2.5	Private flood			
3.	Farmowners multiple peril			
4.	Homeowners multiple peril			
5.1	Commercial multiple peril (non-liability portion)			
5.2	Commercial multiple peril (liability portion)			
6.	Mortgage guaranty			
8.	Ocean marine			
9.1	Inland marine	120	120	240
9.2	Pet insurance			
10.	Financial guaranty			
11.1	Medical professional liability - occurrence			
11.2	Medical professional liability - claims-made			
12.	Earthquake			
13.1	Comprehensive (hospital and medical) individual			
13.2	Comprehensive (hospital and medical) group			
14.	Credit accident and health			
15.1	Vision only			
15.2	Dental only			
15.3	Disability income			
15.4	Medicare supplement			
15.5	Medicaid Title XIX			
15.6	Medicare Title XVIII			
15.7	Long-term care			
15.8	Federal employees health benefits plan			
15.9	Other health			
16.	Workers' compensation			
17.1	Other liability - occurrence			
17.2	Other liability - claims-made			
17.3	Excess workers' compensation			
18.1	Products liability - occurrence			
18.2	Products liability - claims-made			
19.1	Private passenger auto no-fault (personal injury protection)	44,866	44,866	84,144
19.2	Other private passenger auto liability	2,613,413	2,613,413	4,307,753
19.3	Commercial auto no-fault (personal injury protection)	15,584	15,584	7,095
19.4	Other commercial auto liability	526,318	526,318	353,314
21.1	Private passenger auto physical damage	2,923,804	2,923,804	4,808,810
21.2	Commercial auto physical damage	270,613	270,613	227,508
22.	Aircraft (all perils)			
23.	Fidelity			
24.	Surety			
26.	Burglary and theft			
27.	Boiler and machinery			
28.	Credit			
29.	International			
30.	Warranty			
31.	Reinsurance - Nonproportional Assumed Property	XXX	XXX	XXX
32.	Reinsurance - Nonproportional Assumed Liability	XXX	XXX	XXX
33.	Reinsurance - Nonproportional Assumed Financial Lines	XXX	XXX	XXX
34.	Aggregate write-ins for other lines of business			
35.	Totals	6,394,718	6,394,718	9,788,864
DETAILS OF WRITE-INS				
3401.			
3402.			
3403.			
3498.	Summary of remaining write-ins for Line 34 from overflow page			
3499.	Totals (Lines 3401 through 3403 plus 3498)(Line 34 above)			

STATEMENT AS OF MARCH 31, 2025 OF THE American National County Mutual Insurance Company

PART 3 (\$000 OMITTED)

LOSS AND LOSS ADJUSTMENT EXPENSE RESERVES SCHEDULE

	1	2	3	4	5	6	7	8	9	10	11	12	13
Years in Which Losses Occurred	Prior Year-End Known Case Loss and LAE Reserves	Prior Year-End IBNR Loss and LAE Reserves	Total Prior Year-End Loss and LAE Reserves (Cols. 1+2)	2025 Loss and LAE Payments on Claims Reported as of Prior Year-End	2025 Loss and LAE Payments on Claims Unreported as of Prior Year-End	Total 2025 Loss and LAE Payments (Cols. 4+5)	Q.S. Date Known Case Loss and LAE Reserves on Claims Reported and Open as of Prior Year End	Q.S. Date Known Case Loss and LAE Reserves on Claims Reported or Reopened Subsequent to Prior Year End	Q.S. Date IBNR Loss and LAE Reserves	Total Q.S. Loss and LAE Reserves (Cols.7+8+9)	Prior Year-End Known Case Loss and LAE Reserves Developed (Savings)/ Deficiency (Cols.4+7 minus Col. 1)	Prior Year-End IBNR Loss and LAE Reserves Developed (Savings)/ Deficiency (Cols. 5+8+9 minus Col. 2)	Prior Year-End Total Loss and LAE Reserve Developed (Savings)/ Deficiency (Cols. 11+12)
1. 2022 + Prior
2. 2023
3. Subtotals 2023 + Prior
4. 2024
5. Subtotals 2024 + Prior
6. 2025XXX.....XXX.....XXX.....XXX.....XXX.....XXX.....XXX.....XXX.....
7. Totals
8. Prior Year-End Surplus As Regards Policyholders	6,750										Col. 11, Line 7 As % of Col. 1 Line 7	Col. 12, Line 7 As % of Col. 2 Line 7	Col. 13, Line 7 As % of Col. 3 Line 7
											1.	2.	3.
											Col. 13, Line 7 As a % of Col. 1 Line 8		
		4.											

STATEMENT AS OF MARCH 31, 2025 OF THE American National County Mutual Insurance Company

SUPPLEMENTAL EXHIBITS AND SCHEDULES INTERROGATORIES

The following supplemental reports are required to be filed as part of your statement filing. However, in the event that your company does not transact the type of business for which the special report must be filed, your response of NO to the specific interrogatory will be accepted in lieu of filing a "NONE" report and a bar code will be printed below. If the supplement is required of your company but is not being filed for whatever reason enter SEE EXPLANATION and provide an explanation following the interrogatory questions.


	Response
1. Will the Trusteed Surplus Statement be filed with the state of domicile and the NAIC with this statement?	NO
2. Will Supplement A to Schedule T (Medical Professional Liability Supplement) be filed with this statement?	NO
3. Will the Medicare Part D Coverage Supplement be filed with the state of domicile and the NAIC with this statement?	NO
4. Will the Director and Officer Insurance Coverage Supplement be filed with the state of domicile and the NAIC with this statement?	NO
AUGUST FILING	
5. Will the regulator-only (non-public) Communication of Internal Control Related Matters Noted in Audit be filed with the state of domicile and electronically with the NAIC (as a regulator-only non-public document) by August 1? The response for 1st and 3rd quarters should be N/A. A NO response resulting with a bar code is only appropriate in the 2nd quarter.	N/A

Explanations:

1.
2.
3.
4.

Bar Codes:

1. Trusteed Surplus Statement [Document Identifier 490]
2. Supplement A to Schedule T [Document Identifier 455]
3. Medicare Part D Coverage Supplement [Document Identifier 365]
4. Director and Officer Supplement [Document Identifier 505]



NONE

SCHEDULE A - VERIFICATION

Real Estate

	1	2
	Year to Date	Prior Year Ended December 31
1. Book/adjusted carrying value, December 31 of prior year		
2. Cost of acquired:		
2.1 Actual cost at time of acquisition		
2.2 Additional investment made after acquisition		
3. Current year change in encumbrances		
4. Total gain (loss) on disposals		
5. Deduct amounts received on disposals		
6. Total foreign exchange change in book/adjusted carrying value		
7. Deduct current year's other than temporary impairment recognized		
8. Deduct current year's depreciation		
9. Book/adjusted carrying value at the end of current period (Lines 1+2+3+4-5+6-7-8)		
10. Deduct total nonadmitted amounts		
11. Statement value at end of current period (Line 9 minus Line 10)		

SCHEDULE B - VERIFICATION

Mortgage Loans

	1	2
	Year to Date	Prior Year Ended December 31
1. Book value/recorded investment excluding accrued interest, December 31 of prior year		
2. Cost of acquired:		
2.1 Actual cost at time of acquisition		
2.2 Additional investment made after acquisition		
3. Capitalized deferred interest and other		
4. Accrual of discount		
5. Unrealized valuation increase/(decrease)		
6. Total gain (loss) on disposals		
7. Deduct amounts received on disposals		
8. Deduct amortization of premium and mortgage interest points and commitment fees		
9. Total foreign exchange change in book value/recorded investment excluding accrued interest		
10. Deduct current year's other than temporary impairment recognized		
11. Book value/recorded investment excluding accrued interest at end of current period (Lines 1+2+3+4+5+6-7-8+9-10)		
12. Total valuation allowance		
13. Subtotal (Line 11 plus Line 12)		
14. Deduct total nonadmitted amounts		
15. Statement value at end of current period (Line 13 minus Line 14)		

SCHEDULE BA - VERIFICATION

Other Long-Term Invested Assets

	1	2
	Year to Date	Prior Year Ended December 31
1. Book/adjusted carrying value, December 31 of prior year		
2. Cost of acquired:		
2.1 Actual cost at time of acquisition		
2.2 Additional investment made after acquisition		
3. Capitalized deferred interest and other		
4. Accrual of discount		
5. Unrealized valuation increase/(decrease)		
6. Total gain (loss) on disposals		
7. Deduct amounts received on disposals		
8. Deduct amortization of premium, depreciation and proportional amortization		
9. Total foreign exchange change in book/adjusted carrying value		
10. Deduct current year's other than temporary impairment recognized		
11. Book/adjusted carrying value at end of current period (Lines 1+2+3+4+5+6-7-8+9-10)		
12. Deduct total nonadmitted amounts		
13. Statement value at end of current period (Line 11 minus Line 12)		

SCHEDULE D - VERIFICATION

Bonds and Stocks

	1	2
	Year to Date	Prior Year Ended December 31
1. Book/adjusted carrying value of bonds and stocks, December 31 of prior year	3,124,955	4,585,800
2. Cost of bonds and stocks acquired		
3. Accrual of discount	72	285
4. Unrealized valuation increase/(decrease)		
5. Total gain (loss) on disposals		
6. Deduct consideration for bonds and stocks disposed of	950,000	1,400,000
7. Deduct amortization of premium	10,242	61,130
8. Total foreign exchange change in book/adjusted carrying value		
9. Deduct current year's other than temporary impairment recognized		
10. Total investment income recognized as a result of prepayment penalties and/or acceleration fees		
11. Book/adjusted carrying value at end of current period (Lines 1+2+3+4+5-6-7+8-9+10)	2,164,785	3,124,955
12. Deduct total nonadmitted amounts		
13. Statement value at end of current period (Line 11 minus Line 12)	2,164,785	3,124,955

STATEMENT AS OF MARCH 31, 2025 OF THE American National County Mutual Insurance Company

SCHEDULE D - PART 1B

Showing the Acquisitions, Dispositions and Non-Trading Activity
During the Current Quarter for all Bonds and Preferred Stock by NAIC Designation

NAIC Designation	1 Book/Adjusted Carrying Value Beginning of Current Quarter	2 Acquisitions During Current Quarter	3 Dispositions During Current Quarter	4 Non-Trading Activity During Current Quarter	5 Book/Adjusted Carrying Value End of First Quarter	6 Book/Adjusted Carrying Value End of Second Quarter	7 Book/Adjusted Carrying Value End of Third Quarter	8 Book/Adjusted Carrying Value December 31 Prior Year
ISSUER CREDIT OBLIGATIONS (ICO)								
1. NAIC 1 (a)	3,124,956		950,000	(10,171)	2,164,785			3,124,956
2. NAIC 2 (a)								
3. NAIC 3 (a)								
4. NAIC 4 (a)								
5. NAIC 5 (a)								
6. NAIC 6 (a)								
7. Total ICO	3,124,956		950,000	(10,171)	2,164,785			3,124,956
ASSET-BACKED SECURITIES (ABS)								
8. NAIC 1								
9. NAIC 2								
10. NAIC 3								
11. NAIC 4								
12. NAIC 5								
13. NAIC 6								
14. Total ABS								
PREFERRED STOCK								
15. NAIC 1								
16. NAIC 2								
17. NAIC 3								
18. NAIC 4								
19. NAIC 5								
20. NAIC 6								
21. Total Preferred Stock								
22. Total ICO, ABS & Preferred Stock	3,124,956		950,000	(10,171)	2,164,785			3,124,956

(a) Book/Adjusted Carrying Value column for the end of the current reporting period includes the following amount of short-term and cash equivalent bonds by NAIC designation:

NAIC 1 \$; NAIC 2 \$; NAIC 3 \$ NAIC 4 \$; NAIC 5 \$; NAIC 6 \$

Schedule DA - Part 1 - Short-Term Investments

N O N E

Schedule DA - Verification - Short-Term Investments

N O N E

Schedule DB - Part A - Verification - Options, Caps, Floors, Collars, Swaps and Forwards

N O N E

Schedule DB - Part B - Verification - Futures Contracts

N O N E

Schedule DB - Part C - Section 1 - Replication (Synthetic Asset) Transactions (RSATs) Open

N O N E

Schedule DB-Part C-Section 2-Reconciliation of Replication (Synthetic Asset) Transactions Open

N O N E

Schedule DB - Verification - Book/Adjusted Carrying Value, Fair Value and Potential Exposure of
Derivatives

N O N E

SCHEDULE E - PART 2 - VERIFICATION

(Cash Equivalents)

	1	2
	Year To Date	Prior Year Ended December 31
1. Book/adjusted carrying value, December 31 of prior year	4,165,377	3,702,947
2. Cost of cash equivalents acquired	2,950,987	20,728,070
3. Accrual of discount		
4. Unrealized valuation increase/(decrease)		
5. Total gain (loss) on disposals		
6. Deduct consideration received on disposals	3,950,037	20,265,640
7. Deduct amortization of premium		
8. Total foreign exchange change in book/adjusted carrying value		
9. Deduct current year's other than temporary impairment recognized		
10. Book/adjusted carrying value at end of current period (Lines 1+2+3+4+5-6-7+8-9)	3,166,327	4,165,377
11. Deduct total nonadmitted amounts		
12. Statement value at end of current period (Line 10 minus Line 11)	3,166,327	4,165,377

Schedule A - Part 2 - Real Estate Acquired and Additions Made
N O N E

Schedule A - Part 3 - Real Estate Disposed
N O N E

Schedule B - Part 2 - Mortgage Loans Acquired and Additions Made
N O N E

Schedule B - Part 3 - Mortgage Loans Disposed, Transferred or Repaid
N O N E

Schedule BA - Part 2 - Other Long-Term Invested Assets Acquired and Additions Made
N O N E

Schedule BA - Part 3 - Other Long-Term Invested Assets Disposed, Transferred or Repaid
N O N E

Schedule D - Part 3 - Long-Term Bonds and Stocks Acquired
N O N E

STATEMENT AS OF MARCH 31, 2025 OF THE American National County Mutual Insurance Company

SCHEDULE D - PART 4

Show All Long-Term Bonds and Stock Sold, Redeemed or Otherwise Disposed of During the Current Quarter

1	2	3	4	5	6	7	8	9	Change In Book/Adjusted Carrying Value					15	16	17	18	19	20	21
									10	11	12	13	14							
CUSIP Ident- ification	Description	Disposal Date	Name of Purchaser	Number of Shares of Stock	Consid- eration	Par Value	Actual Cost	Prior Year Book/ Adjusted Carrying Value	Unrealized Valuation Increase/ (Decrease)	Current Year's (Amor- tization)/ Accretion	Current Year's Other Than Temporary Impairment Recog- nized	Total Change in Book/ Adjusted Carrying Value (10 + 11 - 12)	Total Foreign Exchange Change in Book /Adjusted Carrying Value	Book/ Adjusted Carrying Value at Disposal Date	Foreign Exchange Gain (Loss) on Disposal	Realized Gain (Loss) on Disposal	Total Gain (Loss) on Disposal	Bond Interest/ Stock Dividends Received During Year	Stated Con- tractual Maturity Date	NAIC Desig- nation, NAIC Desig- nation Modifier and SVO Admini- strative Symbol
..343487-W5-9	FLOWER MOUND TEX	03/01/2025	MATURITY		200,000	200,000	243,544	200,000						200,000				5,000	03/01/2025	1.A FE
..358568-SA-2	FRIENDSWOOD TEX	03/01/2025	MATURITY		200,000	200,000	217,074	200,343		(343)		(343)		200,000				3,000	03/01/2025	1.B FE
..564378-CL-9	MANSFIELD TEX	02/15/2025	MATURITY		150,000	150,000	184,425	150,508		(508)		(508)		150,000				3,750	02/15/2025	1.B FE
..738034-FT-9	POTTER CNTY TEX	02/01/2025	MATURITY		200,000	200,000	216,290	200,165		(165)		(165)		200,000				3,000	02/01/2025	1.D FE
..864855-BB-0	SUGAR LAND TEX	02/15/2025	MATURITY		200,000	200,000	245,408	200,665		(665)		(665)		200,000				5,000	02/15/2025	1.A FE
0049999999. Subtotal - Issuer Credit Obligations - Municipal Bonds - General Obligations (Direct and Guaranteed)					950,000	950,000	1,106,741	951,681		(1,681)		(1,681)		950,000				19,750	XXX	XXX
0489999999. Total - Issuer Credit Obligations (Unaffiliated)					950,000	950,000	1,106,741	951,681		(1,681)		(1,681)		950,000				19,750	XXX	XXX
0499999999. Total - Issuer Credit Obligations (Affiliated)																			XXX	XXX
0509999997. Total - Issuer Credit Obligations - Part 4					950,000	950,000	1,106,741	951,681		(1,681)		(1,681)		950,000				19,750	XXX	XXX
0509999998. Total - Issuer Credit Obligations - Part 5					XXX	XXX	XXX	XXX	XXX	XXX	XXX	XXX	XXX	XXX	XXX	XXX	XXX	XXX	XXX	XXX
0509999999. Total - Issuer Credit Obligations					950,000	950,000	1,106,741	951,681		(1,681)		(1,681)		950,000				19,750	XXX	XXX
1889999999. Total - Asset-Backed Securities (Unaffiliated)																			XXX	XXX
1899999999. Total - Asset-Backed Securities (Affiliated)																			XXX	XXX
1909999997. Total - Asset-Backed Securities - Part 4																			XXX	XXX
1909999998. Total - Asset-Backed Securities - Part 5					XXX	XXX	XXX	XXX	XXX	XXX	XXX	XXX	XXX	XXX	XXX	XXX	XXX	XXX	XXX	XXX
1909999999. Total - Asset-Backed Securities																			XXX	XXX
2009999999. Total - Issuer Credit Obligations and Asset-Backed Securities					950,000	950,000	1,106,741	951,681		(1,681)		(1,681)		950,000				19,750	XXX	XXX
4509999997. Total - Preferred Stocks - Part 4						XXX													XXX	XXX
4509999998. Total - Preferred Stocks - Part 5					XXX	XXX	XXX	XXX	XXX	XXX	XXX	XXX	XXX	XXX	XXX	XXX	XXX	XXX	XXX	XXX
4509999999. Total - Preferred Stocks						XXX													XXX	XXX
5989999997. Total - Common Stocks - Part 4						XXX													XXX	XXX
5989999998. Total - Common Stocks - Part 5					XXX	XXX	XXX	XXX	XXX	XXX	XXX	XXX	XXX	XXX	XXX	XXX	XXX	XXX	XXX	XXX
5989999999. Total - Common Stocks						XXX													XXX	XXX
5999999999. Total - Preferred and Common Stocks						XXX													XXX	XXX
6009999999 - Totals					950,000	XXX	1,106,741	951,681		(1,681)		(1,681)		950,000				19,750	XXX	XXX

Schedule DB - Part A - Section 1 - Options, Caps, Floors, Collars, Swaps and Forwards Open
N O N E

Schedule DB - Part B - Section 1 - Futures Contracts Open
N O N E

Schedule DB - Part B - Section 1B - Brokers with whom cash deposits have been made
N O N E

Schedule DB - Part D - Section 1 - Counterparty Exposure for Derivative Instruments Open
N O N E

Schedule DB - Part D-Section 2 - Collateral for Derivative Instruments Open - Pledged By
N O N E

Schedule DB - Part D-Section 2 - Collateral for Derivative Instruments Open - Pledged To
N O N E

Schedule DB - Part E - Derivatives Hedging Variable Annuity Guarantees
N O N E

Schedule DL - Part 1 - Reinvested Collateral Assets Owned
N O N E

Schedule DL - Part 2 - Reinvested Collateral Assets Owned
N O N E

SCHEDULE E - PART 1 - CASH

[illegible]

SCHEDULE E - PART 2 - CASH EQUIVALENTS

[illegible]